



NZ Metropolitan Trotting Club Inc Harness
 Race 10: GOLD BAND TAXIS MOBILE PACE - 1980m
 27 March 2026 - 9:24PM



Weather: Cloudy

Field Times (Race Tempo) 2:26.38 (0:11.28) 2:15.10 (0:14.50) 2:00.59 (0:16.05) 1:44.54 (0:16.06) 1:28.47 (0:16.38) 1:12.10 (0:15.73) 0:56.37 (0:13.81) 0:42.56 (0:14.07)

Rank	TAB#	Horse	Overall Time	First 400m	Top Speed km/h (Section)	L1980	L1800	L1600	L1400	L1200	L1000	L800	L600
	(BAR#)	Driver	Margin (DT-W)	Last 600m	Fastest Section (Time)	Start - 1800	1800 - 1600	1600 - 1400	1400 - 1200	1200 - 1000	1000 - 800	800 - 600	600 - 400
1	9	Take The Miki	2:26.38	0:29.38	52.9 (600-400)	2:26.38	2:13.45 [9]	1:58.54 [9]	1:43.36 [6]	1:28.18 [2]	1:11.91 [2]	0:56.21 [2]	0:42.38 [2]
	(U1)	R T May		0:42.38	800-600 (0:13.83)	(0:12.93)	(0:14.91)	(0:15.17)	(0:15.19)	(0:16.27)	(0:15.70)	(0:13.83)	(0:14.08)
2	1	Woodlea Rocks	2:26.99	0:27.40	55.7 (1980 - 1800)	2:26.99	2:15.71 [1]	2:01.20 [1]	1:45.15 [1]	1:29.08 [1]	1:12.71 [1]	0:56.98 [1]	0:43.17 [1]
	(1)	J C Morrison	3.5L (-21)	0:43.18	800-600 (0:13.81)	(0:11.28)	(0:14.50)	(0:16.06)	(0:16.06)	(0:16.38)	(0:15.73)	(0:13.81)	(0:14.07)
3	6	Commander Joe	2:27.00	0:28.23	54.2 (1980 - 1800)	2:27.00	2:15.05 [5]	2:00.36 [5]	1:44.15 [5]	1:28.09 [7]	1:11.89 [6]	0:56.21 [6]	0:42.44 [6]
	(6)	S J Thornley	3.5L (+0)	0:42.44	800-600 (0:13.77)	(0:11.95)	(0:14.69)	(0:16.21)	(0:16.06)	(0:16.20)	(0:15.68)	(0:13.77)	(0:14.12)
4	5	Zarlina	2:27.08	0:28.91	54.8 (400-200)	2:27.08	2:14.59 [7]	1:59.76 [7]	1:43.57 [9]	1:27.53 [9]	1:11.36 [9]	0:55.67 [9]	0:41.96 [9]
	(5)	B T Hope	4.0L (+4)	0:41.95	800-600 (0:13.71)	(0:12.49)	(0:14.84)	(0:16.18)	(0:16.04)	(0:16.17)	(0:15.69)	(0:13.71)	(0:14.01)
5	4	Better Be Quick	2:27.23	0:28.61	55.0 (400-200)	2:27.23	2:14.96 [6]	2:00.22 [6]	1:44.03 [8]	1:28.00 [8]	1:11.80 [8]	0:56.12 [8]	0:42.38 [8]
	(4)	John R Dunn	4.9L (+4)	0:42.38	800-600 (0:13.74)	(0:12.27)	(0:14.74)	(0:16.18)	(0:16.04)	(0:16.19)	(0:15.68)	(0:13.74)	(0:13.98)
6	3	Shezabettorgirl	2:27.40	0:28.04	53.5 (1980 - 1800)	2:27.40	2:15.62 [4]	2:00.94 [4]	1:44.92 [3]	1:28.89 [4]	1:12.48 [5]	0:56.77 [5]	0:42.96 [5]
	(3)	W J House	5.8L (-18)	0:42.96	800-600 (0:13.81)	(0:11.78)	(0:14.69)	(0:16.02)	(0:16.03)	(0:16.40)	(0:15.72)	(0:13.81)	(0:14.13)
7	7	Flying Bird	2:27.41	0:27.93	56.0 (1980 - 1800)	2:27.41	2:16.11 [2]	2:01.11 [3]	1:44.88 [4]	1:28.82 [5]	1:12.62 [4]	0:56.91 [4]	0:43.12 [4]
	(7)	S J Ottley	5.9L (-2)	0:43.12	800-600 (0:13.80)	(0:11.30)	(0:15.00)	(0:16.24)	(0:16.06)	(0:16.20)	(0:15.71)	(0:13.80)	(0:14.08)
8	2	Aint No Angel	2:27.99	0:27.73	54.3 (1980 - 1800)	2:27.99	2:16.35 [3]	2:01.86 [2]	1:45.82 [2]	1:29.78 [3]	1:13.40 [3]	0:57.69 [3]	0:43.86 [3]
	(2)	R D Close	9.2L (-20)	0:43.86	800-600 (0:13.83)	(0:11.64)	(0:14.49)	(0:16.03)	(0:16.05)	(0:16.38)	(0:15.71)	(0:13.83)	(0:14.14)
9	8	Showcase	2:31.40	0:29.08	52.9 (800-600)	2:31.40	2:18.80 [8]	2:03.82 [8]	1:48.32 [7]	1:32.53 [6]	1:16.14 [7]	1:00.44 [7]	0:46.57 [7]
	(8)	Craig D Thornley	28.7L (-19)	0:46.57	800-600 (0:13.87)	(0:12.60)	(0:14.98)	(0:15.50)	(0:15.78)	(0:16.39)	(0:15.70)	(0:13.87)	(0:14.27)

Report Created: Fri 27 March 2026

(Note: Races are conducted over an approximate distance as close as possible to the advertised distance, and recorded data may vary accordingly. Official times refer to race times only and do not include handicap times.)

[] Position in running at each section and finish TAB# Saddle cloth number

[] Fastest split

-:-- No data available at this section

BAR# Barrier/Gate Position

■ Fastest section

NA No data available

DNF Did not finish

DNT Did not track

DT-W Distance travelled compared to winner in metres



NZ Metropolitan Trotting Club Inc Harness
 Race 10: GOLD BAND TAXIS MOBILE PACE - 1980m
 27 March 2026 - 9:24PM



Weather: Cloudy

Field Times 0:28.49 0:14.18
 (Race Tempo) (0:14.31) (0:14.18)

Rank	TAB#	Horse	Overall Time	First 400m	Top Speed km/h (Section)	L400	L200						
	(BAR#)	Driver	Margin (DT-W)	Last 600m	Fastest Section (Time)	400 - 200	200 - Finish						
1	9	Take The Miki	2:26.38	0:29.38	52.9 (600-400)	0:28.30 [2]	0:14.18 [1]						
	(U1)	R T May		0:42.38	800-600 (0:13.83)	(0:14.12)	(0:14.18)						
2	1	Woodlea Rocks	2:26.99	0:27.40	55.7 (1980 - 1800)	0:29.10 [1]	0:14.62 [2]						
	(1)	J C Morrison	3.5L (-21)	0:43.18	800-600 (0:13.81)	(0:14.49)	(0:14.62)						
3	6	Commander Joe	2:27.00	0:28.23	54.2 (1980 - 1800)	0:28.32 [6]	0:14.15 [6]						
	(6)	S J Thornley	3.5L (+0)	0:42.44	800-600 (0:13.77)	(0:14.17)	(0:14.15)						
4	5	Zarlina	2:27.08	0:28.91	54.8 (400-200)	0:27.94 [9]	0:13.98 [8]						
	(5)	B T Hope	4.0L (+4)	0:41.95	800-600 (0:13.71)	(0:13.96)	(0:13.98)						
5	4	Better Be Quick	2:27.23	0:28.61	55.0 (400-200)	0:28.40 [7]	0:14.42 [4]						
	(4)	John R Dunn	4.9L (+4)	0:42.38	800-600 (0:13.74)	(0:13.98)	(0:14.42)						
6	3	Shezabettorgirl	2:27.40	0:28.04	53.5 (1980 - 1800)	0:28.83 [5]	0:14.49 [7]						
	(3)	W J House	5.8L (-18)	0:42.96	800-600 (0:13.81)	(0:14.34)	(0:14.49)						
7	7	Flying Bird	2:27.41	0:27.93	56.0 (1980 - 1800)	0:29.03 [4]	0:14.84 [3]						
	(7)	S J Ottley	5.9L (-2)	0:43.12	800-600 (0:13.80)	(0:14.20)	(0:14.84)						
8	2	Aint No Angel	2:27.99	0:27.73	54.3 (1980 - 1800)	0:29.73 [3]	0:15.17 [5]						
	(2)	R D Close	9.2L (-20)	0:43.86	800-600 (0:13.83)	(0:14.55)	(0:15.17)						
9	8	Showcase	2:31.40	0:29.08	52.9 (800-600)	0:32.30 [8]	0:17.09 [9]						
	(8)	Craig D Thornley	28.7L (-19)	0:46.57	800-600 (0:13.87)	(0:15.21)	(0:17.09)						

Report Created: Fri 27 March 2026

(Note: Races are conducted over an approximate distance as close as possible to the advertised distance, and recorded data may vary accordingly. Official times refer to race times only and do not include handicap times.)

[] Position in running at each section and finish TAB# Saddle cloth number

Fastest split

-:--:-- No data available at this section

BAR# Barrier/Gate Position

Fastest section

NA No data available

DNF Did not finish

DNT Did not track

DT-W Distance travelled compared to winner in metres

Horse/Jockey Name	Take The Miki/R T May
Finish Rank	1
Fastest Section Time (Section)	0:13.83 (800-600)
Top Speed [km/h] (Section)	52.9 (600-400)
Race State	Finished



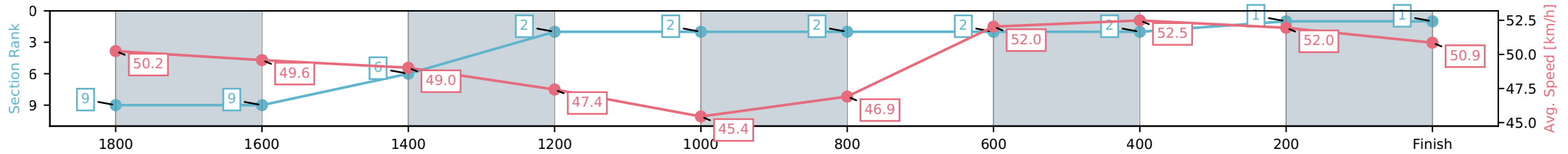
NZ Metropolitan Trotting Club Inc Harness
 Race 10: GOLD BAND TAXIS MOBILE PACE - 1980m



27 March 2026 - 9:24PM

Weather: Cloudy

Section	L1980	L1800	L1600	L1400	L1200	L1000	L800	L600	L400	L200
Section Times	2:26.38 (0:12.93)	2:13.45 [9] (0:14.91)	1:58.54 [6] (0:15.17)	1:43.36 [2] (0:15.19)	1:28.18 [2] (0:16.27)	1:11.91 [2] (0:15.70)	0:56.21 [2] (0:13.83)	0:42.38 [2] (0:14.08)	0:28.30 [1] (0:14.12)	0:14.18 [1] (0:14.18)
Average Speed [km/h]	50.2	49.6	49.0	47.4	45.4	46.9	52.0	52.5	52.0	50.9
Top Speed [km/h]	52.0	52.0	49.8	49.0	46.6	48.9	52.8	52.9	52.5	52.6
Avg. Dist. to Rail [m]	9.0	4.6	4.4	6.9	3.3	3.0	4.5	3.8	3.0	5.7



- [] Ranking at each section and finish
- :-:- No data available at this section
- NA No data available

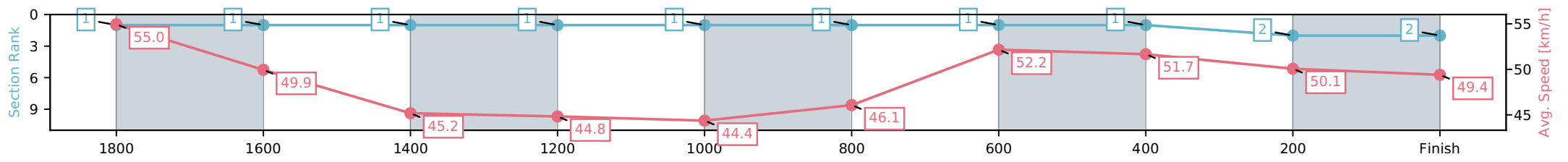
Horse/Jockey Name	Woodlea Rocks/J C Morrison
Finish Rank	2
Fastest Section Time (Section)	0:13.81 (800-600)
Top Speed [km/h] (Section)	55.7 (1980 - 1800)
Race State	Finished



NZ Metropolitan Trotting Club Inc Harness
 Race 10: GOLD BAND TAXIS MOBILE PACE - 1980m
 27 March 2026 - 9:24PM
 Weather: Cloudy



Section	L1980	L1800	L1600	L1400	L1200	L1000	L800	L600	L400	L200
Section Times	2:26.99 (0:11.28)	2:15.71 [1] (0:14.50)	2:01.20 [1] (0:16.06)	1:45.15 [1] (0:16.06)	1:29.08 [1] (0:16.38)	1:12.71 [1] (0:15.73)	0:56.98 [1] (0:13.81)	0:43.17 [1] (0:14.07)	0:29.10 [2] (0:14.49)	0:14.62 [2] (0:14.62)
Average Speed [km/h]	55.0	49.9	45.2	44.8	44.4	46.1	52.2	51.7	50.1	49.4
Top Speed [km/h]	55.7	55.1	45.9	46.0	46.1	48.8	52.9	53.2	51.5	50.8
Avg. Dist. to Rail [m]	2.3	1.3	1.1	3.3	1.3	0.9	1.9	1.6	1.3	4.4



[] Ranking at each section and finish
 -:-:- No data available at this section
 NA No data available

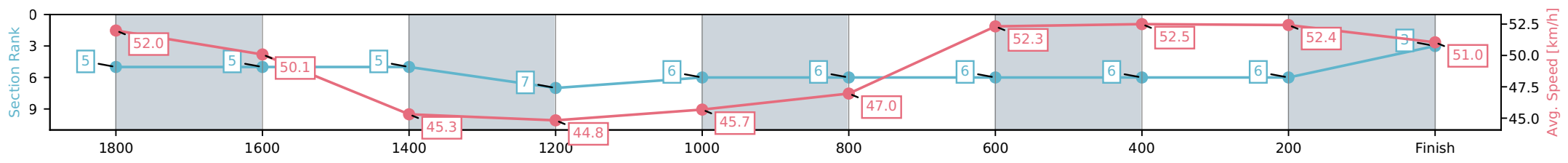
Horse/Jockey Name	Commander Joe/S J Thornley
Finish Rank	3
Fastest Section Time (Section)	0:13.77 (800-600)
Top Speed [km/h] (Section)	54.2 (1980 - 1800)
Race State	Finished



NZ Metropolitan Trotting Club Inc Harness
 Race 10: GOLD BAND TAXIS MOBILE PACE - 1980m
 27 March 2026 - 9:24PM
 Weather: Cloudy



Section	L1980	L1800	L1600	L1400	L1200	L1000	L800	L600	L400	L200
Section Times	2:27.00 (0:11.95)	2:15.05 [5] (0:14.69)	2:00.36 [5] (0:16.21)	1:44.15 [7] (0:16.06)	1:28.09 [6] (0:16.20)	1:11.89 [6] (0:15.68)	0:56.21 [6] (0:13.77)	0:42.44 [6] (0:14.12)	0:28.32 [6] (0:14.17)	0:14.15 [3] (0:14.15)
Average Speed [km/h]	52.0	50.1	45.3	44.8	45.7	47.0	52.3	52.5	52.4	51.0
Top Speed [km/h]	54.2	51.8	46.9	45.7	46.9	48.9	53.3	53.1	53.0	52.0
Avg. Dist. to Rail [m]	8.4	3.6	2.8	5.4	3.4	3.2	4.6	4.2	4.8	8.0



[] Ranking at each section and finish
 -:-:- No data available at this section
 NA No data available

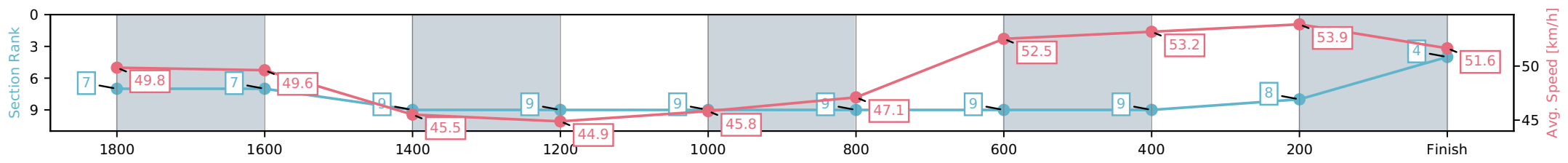
Horse/Jockey Name	Zarlini/B T Hope
Finish Rank	4
Fastest Section Time (Section)	0:13.71 (800-600)
Top Speed [km/h] (Section)	54.8 (400-200)
Race State	Finished



NZ Metropolitan Trotting Club Inc Harness
 Race 10: GOLD BAND TAXIS MOBILE PACE - 1980m
 27 March 2026 - 9:24PM
 Weather: Cloudy



Section	L1980	L1800	L1600	L1400	L1200	L1000	L800	L600	L400	L200
Section Times	2:27.08 (0:12.49)	2:14.59 [7] (0:14.84)	1:59.76 [9] (0:16.18)	1:43.57 [9] (0:16.04)	1:27.53 [9] (0:16.17)	1:11.36 [9] (0:15.69)	0:55.67 [9] (0:13.71)	0:41.96 [9] (0:14.01)	0:27.94 [8] (0:13.96)	0:13.98 [4] (0:13.98)
Average Speed [km/h]	49.8	49.6	45.5	44.9	45.8	47.1	52.5	53.2	53.9	51.6
Top Speed [km/h]	51.4	51.7	47.0	45.4	47.8	48.7	53.7	54.2	54.8	53.9
Avg. Dist. to Rail [m]	8.6	3.9	3.1	5.6	3.6	3.5	4.8	4.9	6.6	11.1



[] Ranking at each section and finish
 -:-:- No data available at this section
 NA No data available

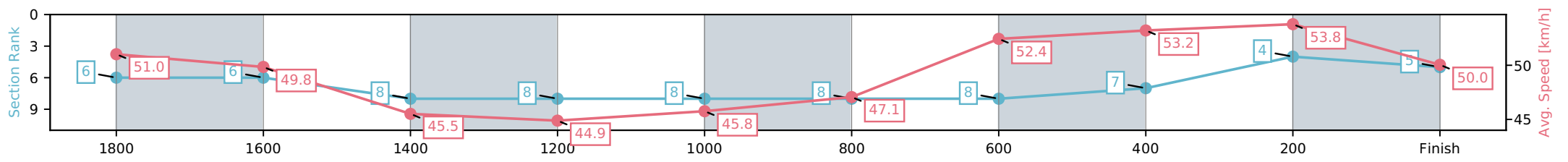
Horse/Jockey Name	Better Be Quick/John R Dunn
Finish Rank	5
Fastest Section Time (Section)	0:13.74 (800-600)
Top Speed [km/h] (Section)	55.0 (400-200)
Race State	Finished



NZ Metropolitan Trotting Club Inc Harness
 Race 10: GOLD BAND TAXIS MOBILE PACE - 1980m
 27 March 2026 - 9:24PM
 Weather: Cloudy



Section	L1980	L1800	L1600	L1400	L1200	L1000	L800	L600	L400	L200
Section Times	2:27.23 (0:12.27)	2:14.96 [6] (0:14.74)	2:00.22 [8] (0:16.18)	1:44.03 [8] (0:16.04)	1:28.00 [8] (0:16.19)	1:11.80 [8] (0:15.68)	0:56.12 [8] (0:13.74)	0:42.38 [7] (0:13.98)	0:28.40 [4] (0:13.98)	0:14.42 [5] (0:14.42)
Average Speed [km/h]	51.0	49.8	45.5	44.9	45.8	47.1	52.4	53.2	53.8	50.0
Top Speed [km/h]	52.1	51.4	47.0	45.4	47.4	48.7	53.4	54.5	55.0	52.8
Avg. Dist. to Rail [m]	7.0	3.5	3.1	5.5	3.5	3.4	4.7	4.8	6.4	9.5



[] Ranking at each section and finish
 -:-:- No data available at this section
 NA No data available

Horse/Jockey Name	Shezabettorgirl/W J House
Finish Rank	6
Fastest Section Time (Section)	0:13.81 (800-600)
Top Speed [km/h] (Section)	53.5 (1980 - 1800)
Race State	Finished



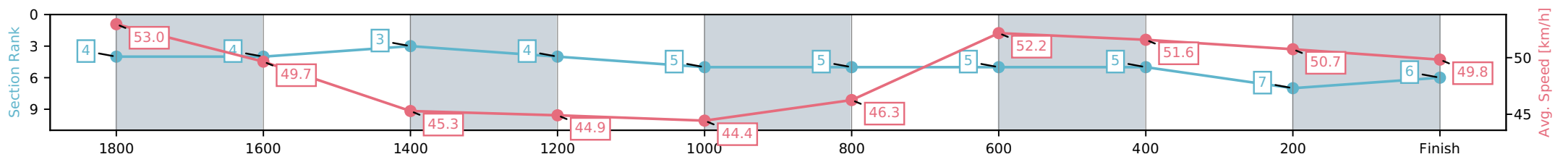
NZ Metropolitan Trotting Club Inc Harness
 Race 10: GOLD BAND TAXIS MOBILE PACE - 1980m



27 March 2026 - 9:24PM

Weather: Cloudy

Section	L1980	L1800	L1600	L1400	L1200	L1000	L800	L600	L400	L200
Section Times	2:27.40 (0:11.78)	2:15.62 [4] (0:14.69)	2:00.94 [3] (0:16.02)	1:44.92 [4] (0:16.03)	1:28.89 [5] (0:16.40)	1:12.48 [5] (0:15.72)	0:56.77 [5] (0:13.81)	0:42.96 [5] (0:14.13)	0:28.83 [7] (0:14.34)	0:14.49 [6] (0:14.49)
Average Speed [km/h]	53.0	49.7	45.3	44.9	44.4	46.3	52.2	51.6	50.7	49.8
Top Speed [km/h]	53.5	52.7	46.5	45.9	46.3	48.8	53.2	52.7	51.9	51.8
Avg. Dist. to Rail [m]	5.7	2.3	1.2	3.5	1.6	1.4	2.6	2.1	2.0	4.5



- [] Ranking at each section and finish
- :-:- No data available at this section
- NA No data available

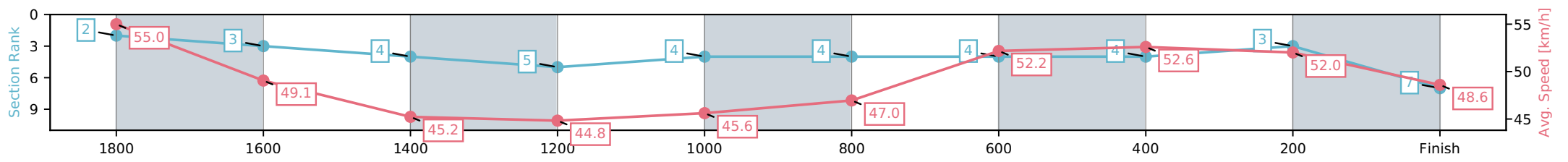
Horse/Jockey Name	Flying Bird/S J Ottley
Finish Rank	7
Fastest Section Time (Section)	0:13.80 (800-600)
Top Speed [km/h] (Section)	56.0 (1980 - 1800)
Race State	Finished



NZ Metropolitan Trotting Club Inc Harness
 Race 10: GOLD BAND TAXIS MOBILE PACE - 1980m
 27 March 2026 - 9:24PM
 Weather: Cloudy



Section	L1980	L1800	L1600	L1400	L1200	L1000	L800	L600	L400	L200
Section Times	2:27.41 (0:11.30)	2:16.11 [3] (0:15.00)	2:01.11 [4] (0:16.24)	1:44.88 [5] (0:16.06)	1:28.82 [4] (0:16.20)	1:12.62 [4] (0:15.71)	0:56.91 [4] (0:13.80)	0:43.12 [4] (0:14.08)	0:29.03 [3] (0:14.20)	0:14.84 [7] (0:14.84)
Average Speed [km/h]	55.0	49.1	45.2	44.8	45.6	47.0	52.2	52.6	52.0	48.6
Top Speed [km/h]	56.0	53.6	45.9	45.6	46.8	49.0	53.3	53.0	52.3	51.2
Avg. Dist. to Rail [m]	9.0	3.3	2.7	5.2	3.3	3.2	4.5	4.1	3.9	6.3



[] Ranking at each section and finish
 -:-:- No data available at this section
 NA No data available

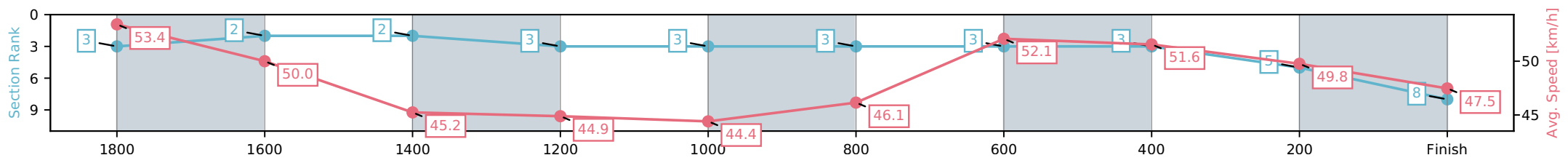
Horse/Jockey Name	Aint No Angel/R D Close
Finish Rank	8
Fastest Section Time (Section)	0:13.83 (800-600)
Top Speed [km/h] (Section)	54.3 (1980 - 1800)
Race State	Finished



NZ Metropolitan Trotting Club Inc Harness
 Race 10: GOLD BAND TAXIS MOBILE PACE - 1980m
 27 March 2026 - 9:24PM
 Weather: Cloudy



Section	L1980	L1800	L1600	L1400	L1200	L1000	L800	L600	L400	L200
Section Times	2:27.99 (0:11.64)	2:16.35 [2] (0:14.49)	2:01.86 [2] (0:16.03)	1:45.82 [3] (0:16.05)	1:29.78 [3] (0:16.38)	1:13.40 [3] (0:15.71)	0:57.69 [3] (0:13.83)	0:43.86 [3] (0:14.14)	0:29.73 [5] (0:14.55)	0:15.17 [8] (0:15.17)
Average Speed [km/h]	53.4	50.0	45.2	44.9	44.4	46.1	52.1	51.6	49.8	47.5
Top Speed [km/h]	54.3	54.2	46.2	45.7	46.1	48.8	53.2	52.7	50.2	50.0
Avg. Dist. to Rail [m]	3.9	1.3	1.2	3.4	1.3	1.1	2.5	2.0	1.1	2.7



[] Ranking at each section and finish
 -:-:- No data available at this section
 NA No data available

Horse/Jockey Name	Showcase/Craig D Thornley
Finish Rank	9
Fastest Section Time (Section)	0:13.87 (800-600)
Top Speed [km/h] (Section)	52.9 (800-600)
Race State	Finished



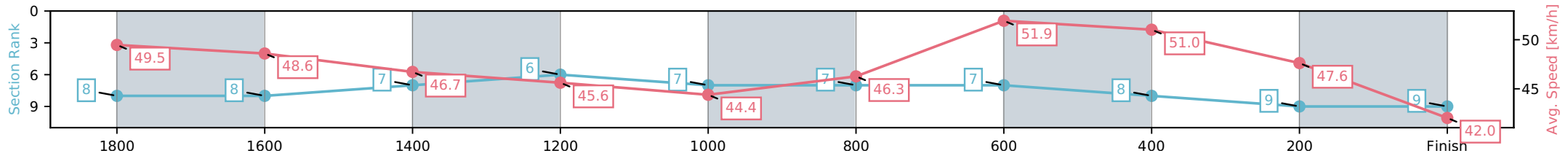
NZ Metropolitan Trotting Club Inc Harness
 Race 10: GOLD BAND TAXIS MOBILE PACE - 1980m



27 March 2026 - 9:24PM

Weather: Cloudy

Section	L1980	L1800	L1600	L1400	L1200	L1000	L800	L600	L400	L200
Section Times	2:31.40 (0:12.60)	2:18.80 [8] (0:14.98)	2:03.82 [7] (0:15.50)	1:48.32 [6] (0:15.78)	1:32.53 [7] (0:16.39)	1:16.14 [7] (0:15.70)	1:00.44 [7] (0:13.87)	0:46.57 [8] (0:14.27)	0:32.30 [9] (0:15.21)	0:17.09 [9] (0:17.09)
Average Speed [km/h]	49.5	48.6	46.7	45.6	44.4	46.3	51.9	51.0	47.6	42.0
Top Speed [km/h]	51.6	50.1	48.7	46.4	46.5	48.8	52.9	52.6	49.4	45.5
Avg. Dist. to Rail [m]	11.7	3.2	1.0	3.5	1.4	1.4	2.4	1.7	1.1	2.0



- [] Ranking at each section and finish
- :-:- No data available at this section
- NA No data available