



NZ Metropolitan Trotting Club Inc Harness

Race 1: CHECK OUT HARNESSLINK.COM RACING REWARDS CONSOL. MOB PACE - 2600m

04 April 2026 - 1:38PM

Weather: Overcast



Field Times	3:12.36	3:00.49	2:46.17	2:30.44	2:14.06	1:58.62	1:43.48	1:29.03
(Race Tempo)	(0:11.87)	(0:14.32)	(0:15.73)	(0:16.38)	(0:15.44)	(0:15.14)	(0:14.45)	(0:14.95)

Rank	TAB#	Horse	Overall Time	First 400m	Top Speed km/h (Section)	L2600	L2400	L2200	L2000	L1800	L1600	L1400	L1200
	(BAR#)	Driver	Margin (DT-W)	Last 600m	Fastest Section (Time)	Start - 2400	2400 - 2200	2200 - 2000	2000 - 1800	1800 - 1600	1600 - 1400	1400 - 1200	1200 - 1000
1	11	My Wingman	3:12.36	0:27.22	55.7 (2600 - 2400)	3:12.36	2:59.69 [6]	2:45.15 [8]	2:29.22 [7]	2:13.08 [6]	1:57.83 [6]	1:42.64 [6]	1:28.28 [6]
	(11)	S J Thornley		0:42.40	2600 - 2400 (0:12.67)	(0:12.67)	(0:14.55)	(0:15.92)	(0:16.14)	(0:15.25)	(0:15.18)	(0:14.36)	(0:14.99)
2	15	Blazing Knuckles	3:12.51	0:26.75	56.5 (2600 - 2400)	3:12.51	2:59.96 [5]	2:45.76 [3]	2:30.59 [1]	2:14.21 [1]	1:58.77 [1]	1:43.63 [1]	1:29.18 [1]
	(15)	S J Ottley	0.8L (-16)	0:43.35	2600 - 2400 (0:12.55)	(0:12.55)	(0:14.20)	(0:15.17)	(0:16.38)	(0:15.44)	(0:15.14)	(0:14.45)	(0:14.95)
3	4	Hugo	3:12.74	0:26.19	58.1 (2600 - 2400)	3:12.74	3:00.85 [2]	2:46.55 [1]	2:30.52 [2]	2:14.06 [3]	1:58.68 [3]	1:43.53 [3]	1:29.10 [3]
	(4)	R D Close	2.1L (-26)	0:43.27	2600 - 2400 (0:11.89)	(0:11.89)	(0:14.30)	(0:16.03)	(0:16.46)	(0:15.38)	(0:15.14)	(0:14.44)	(0:14.97)
4	2	Anytime At All	3:12.86	0:26.90	55.5 (2600 - 2400)	3:12.86	3:00.32 [4]	2:45.97 [5]	2:30.47 [3]	2:13.88 [5]	1:58.64 [4]	1:43.36 [5]	1:28.88 [5]
	(2)	B N Orange	2.8L (-28)	0:43.10	2600 - 2400 (0:12.54)	(0:12.54)	(0:14.36)	(0:15.50)	(0:16.59)	(0:15.23)	(0:15.28)	(0:14.48)	(0:15.07)
5	13	Better Be Quick	3:13.20	0:27.83	55.2 (2600 - 2400)	3:13.20	3:00.09 [11]	2:45.37 [11]	2:29.35 [10]	2:13.18 [10]	1:57.99 [10]	1:42.79 [10]	1:28.54 [10]
	(13)	John R Dunn	4.8L (+7)	0:42.61	2600 - 2400 (0:13.11)	(0:13.11)	(0:14.72)	(0:16.02)	(0:16.17)	(0:15.19)	(0:15.20)	(0:14.25)	(0:15.01)
6	10	Sofia Rose	3:14.01	0:27.20	54.9 (2600 - 2400)	3:14.01	3:01.07 [9]	2:46.82 [7]	2:30.83 [8]	2:14.28 [9]	1:59.02 [9]	1:43.77 [9]	1:29.45 [9]
	(10)	H V Douglas	9.4L (-23)	0:43.55	2600 - 2400 (0:12.94)	(0:12.94)	(0:14.26)	(0:15.99)	(0:16.54)	(0:15.27)	(0:15.25)	(0:14.32)	(0:15.16)
7	1	Times Like These	3:14.10	0:26.92	55.2 (2600 - 2400)	3:14.10	3:01.43 [7]	2:47.18 [6]	2:31.24 [6]	2:14.70 [7]	1:59.50 [7]	1:44.20 [7]	1:29.85 [7]
	(1)	A M Butt	10.0L (-28)	0:43.91	2600 - 2400 (0:12.67)	(0:12.67)	(0:14.25)	(0:15.95)	(0:16.54)	(0:15.20)	(0:15.30)	(0:14.35)	(0:15.00)
8	12	Super Fund	3:14.26	0:27.53	54.6 (2400-2200)	3:14.26	3:01.21 [10]	2:46.73 [9]	2:30.80 [9]	2:14.64 [8]	1:59.41 [8]	1:44.20 [8]	1:29.88 [8]
	(12)	M J Williamson	10.8L (-1)	0:44.01	2600 - 2400 (0:13.05)	(0:13.05)	(0:14.48)	(0:15.93)	(0:16.16)	(0:15.23)	(0:15.21)	(0:14.31)	(0:14.99)
9	8	Fusion Reactor	3:14.43	0:28.16	54.9 (2600 - 2400)	3:14.43	3:01.24 [12]	2:46.27 [12]	2:30.24 [11]	2:14.00 [11]	1:58.85 [11]	1:43.65 [11]	1:29.45 [11]
	(8)	W J House	11.8L (+4)	0:43.48	2600 - 2400 (0:13.19)	(0:13.19)	(0:14.97)	(0:16.03)	(0:16.24)	(0:15.15)	(0:15.20)	(0:14.20)	(0:15.04)
10	3	Stubing	3:14.68	0:27.73	54.1 (2600 - 2400)	3:14.68	3:01.98 [8]	2:46.95 [10]	2:30.28 [12]	2:13.86 [12]	1:58.78 [12]	1:43.59 [12]	1:29.41 [12]
	(3)	C J Dalgety	13.2L (+9)	0:43.42	2600 - 2400 (0:12.70)	(0:12.70)	(0:15.03)	(0:16.67)	(0:16.42)	(0:15.07)	(0:15.20)	(0:14.18)	(0:15.05)

Scratched: Emma Swan (#6), Clonakilty (#9), Topaz (#14)

Report Created: Sat 04 April 2026

(Note: Races are conducted over an approximate distance as close as possible to the advertised distance, and recorded data may vary accordingly. Official times refer to race times only and do not include handicap times.)

[] Position in running at each section and finish TAB# Saddle cloth number

Fastest split

-:--:-- No data available at this section

BAR# Barrier/Gate Position

Fastest section

NA No data available

DNF Did not finish

DNT Did not track

DT-W Distance travelled compared to winner in metres



NZ Metropolitan Trotting Club Inc Harness

Race 1: CHECK OUT HARNESSLINK.COM RACING REWARDS CONSOL. MOB PACE - 2600m

04 April 2026 - 1:38PM

Weather: Overcast



Field Times	3:12.36	3:00.49	2:46.17	2:30.44	2:14.06	1:58.62	1:43.48	1:29.03
(Race Tempo)	(0:11.87)	(0:14.32)	(0:15.73)	(0:16.38)	(0:15.44)	(0:15.14)	(0:14.45)	(0:14.95)

Rank	TAB#	Horse	Overall Time	First 400m	Top Speed km/h (Section)	L2600	L2400	L2200	L2000	L1800	L1600	L1400	L1200
	(BAR#)	Driver	Margin (DT-W)	Last 600m	Fastest Section (Time)	Start - 2400	2400 - 2200	2200 - 2000	2000 - 1800	1800 - 1600	1600 - 1400	1400 - 1200	1200 - 1000
11	7	Mouton Cadet	3:15.12	0:26.52	57.7 (2600 - 2400)	3:15.12	3:03.25 [1]	2:48.60 [2]	2:32.71 [4]	2:16.67 [2]	2:01.31 [2]	1:46.08 [2]	1:31.63 [2]
	(7)	S J Tomlinson	15.8L (-14)	0:45.79	2600 - 2400 (0:11.87)	(0:11.87)	(0:14.65)	(0:15.89)	(0:16.04)	(0:15.37)	(0:15.23)	(0:14.45)	(0:14.92)
12	5	Off The Edge	3:19.10	0:26.88	56.8 (2600 - 2400)	3:19.10	3:06.85 [3]	2:52.22 [4]	2:36.30 [5]	2:20.21 [4]	2:04.86 [5]	1:49.70 [4]	1:35.31 [4]
	(5)	J W Cox	38.5L (-4)	0:49.44	2600 - 2400 (0:12.25)	(0:12.25)	(0:14.63)	(0:15.91)	(0:16.10)	(0:15.35)	(0:15.15)	(0:14.40)	(0:14.94)

Scratched: Emma Swan (#6), Clonakilty (#9), Topaz (#14)

Report Created: Sat 04 April 2026

(Note: Races are conducted over an approximate distance as close as possible to the advertised distance, and recorded data may vary accordingly. Official times refer to race times only and do not include handicap times.)

[] Position in running at each section and finish TAB# Saddle cloth number

-:--:-- No data available at this section

NA No data available

DNT Did not track

BAR# Barrier/Gate Position

DNF Did not finish

DT-W Distance travelled compared to winner in metres

Fastest split

Fastest section



NZ Metropolitan Trotting Club Inc Harness

Race 1: CHECK OUT HARNESSLINK.COM RACING REWARDS CONSOL. MOB PACE - 2600m

04 April 2026 - 1:38PM

Weather: Overcast



Field Times	1:14.08	0:58.76	0:43.20	0:28.04	0:13.91
(Race Tempo)	(0:15.33)	(0:15.55)	(0:15.16)	(0:14.14)	(0:13.91)

Rank	TAB#	Horse	Overall Time	First 400m	Top Speed km/h (Section)	L1000	L800	L600	L400	L200			
	(BAR#)	Driver	Margin (DT-W)	Last 600m	Fastest Section (Time)	1000 - 800	800 - 600	600 - 400	400 - 200	200 - Finish			
1	11	My Wingman	3:12.36	0:27.22	55.7 (2600 - 2400)	1:13.30 [6]	0:57.96 [6]	0:42.40 [6]	0:27.49 [4]	0:13.91 [1]			
	(11)	S J Thornley		0:42.40	2600 - 2400 (0:12.67)	(0:15.33)	(0:15.56)	(0:14.91)	(0:13.58)	(0:13.91)			
2	15	Blazing Knuckles	3:12.51	0:26.75	56.5 (2600 - 2400)	1:14.23 [1]	0:58.90 [1]	0:43.35 [1]	0:28.19 [1]	0:13.99 [2]			
	(15)	S J Ottley	0.8L (-16)	0:43.35	2600 - 2400 (0:12.55)	(0:15.33)	(0:15.55)	(0:15.16)	(0:14.20)	(0:13.99)			
3	4	Hugo	3:12.74	0:26.19	58.1 (2600 - 2400)	1:14.13 [3]	0:58.80 [3]	0:43.27 [3]	0:28.06 [3]	0:13.87 [3]			
	(4)	R D Close	2.1L (-26)	0:43.27	2600 - 2400 (0:11.89)	(0:15.32)	(0:15.54)	(0:15.21)	(0:14.19)	(0:13.87)			
4	2	Anytime At All	3:12.86	0:26.90	55.5 (2600 - 2400)	1:13.81 [5]	0:58.67 [5]	0:43.10 [5]	0:27.83 [5]	0:13.57 [4]			
	(2)	B N Orange	2.8L (-28)	0:43.10	2600 - 2400 (0:12.54)	(0:15.14)	(0:15.58)	(0:15.27)	(0:14.26)	(0:13.57)			
5	13	Better Be Quick	3:13.20	0:27.83	55.2 (2600 - 2400)	1:13.53 [9]	0:58.18 [9]	0:42.60 [10]	0:27.72 [9]	0:13.81 [5]			
	(13)	John R Dunn	4.8L (+7)	0:42.61	2600 - 2400 (0:13.11)	(0:15.35)	(0:15.58)	(0:14.88)	(0:13.92)	(0:13.81)			
6	10	Sofia Rose	3:14.01	0:27.20	54.9 (2600 - 2400)	1:14.30 [10]	0:58.98 [10]	0:43.56 [9]	0:28.41 [10]	0:13.88 [9]			
	(10)	H V Douglas	9.4L (-23)	0:43.55	2600 - 2400 (0:12.94)	(0:15.32)	(0:15.42)	(0:15.14)	(0:14.53)	(0:13.88)			
7	1	Times Like These	3:14.10	0:26.92	55.2 (2600 - 2400)	1:14.85 [7]	0:59.44 [7]	0:43.91 [7]	0:28.83 [6]	0:14.26 [7]			
	(1)	A M Butt	10.0L (-28)	0:43.91	2600 - 2400 (0:12.67)	(0:15.41)	(0:15.54)	(0:15.08)	(0:14.57)	(0:14.26)			
8	12	Super Fund	3:14.26	0:27.53	54.6 (2400-2200)	1:14.90 [8]	0:59.55 [8]	0:44.00 [8]	0:28.88 [8]	0:14.63 [6]			
	(12)	M J Williamson	10.8L (-1)	0:44.01	2600 - 2400 (0:13.05)	(0:15.35)	(0:15.55)	(0:15.12)	(0:14.26)	(0:14.63)			
9	8	Fusion Reactor	3:14.43	0:28.16	54.9 (2600 - 2400)	1:14.42 [11]	0:59.05 [11]	0:43.48 [11]	0:28.51 [11]	0:14.21 [10]			
	(8)	W J House	11.8L (+4)	0:43.48	2600 - 2400 (0:13.19)	(0:15.37)	(0:15.56)	(0:14.97)	(0:14.30)	(0:14.21)			
10	3	Stubing	3:14.68	0:27.73	54.1 (2600 - 2400)	1:14.36 [12]	0:58.97 [12]	0:43.43 [12]	0:28.44 [12]	0:14.15 [11]			
	(3)	C J Dalgety	13.2L (+9)	0:43.42	2600 - 2400 (0:12.70)	(0:15.39)	(0:15.54)	(0:14.98)	(0:14.29)	(0:14.15)			

Scratched: Emma Swan (#6), Clonakilty (#9), Topaz (#14)

Report Created: Sat 04 April 2026

(Note: Races are conducted over an approximate distance as close as possible to the advertised distance, and recorded data may vary accordingly. Official times refer to race times only and do not include handicap times.)

[] Position in running at each section and finish TAB# Saddle cloth number

-:--:-- No data available at this section

NA No data available

DNT Did not track

BAR# Barrier/Gate Position

DNF Did not finish

DT-W Distance travelled compared to winner in metres

Fastest split

Fastest section



NZ Metropolitan Trotting Club Inc Harness

Race 1: CHECK OUT HARNESSLINK.COM RACING REWARDS CONSOL. MOB PACE - 2600m

04 April 2026 - 1:38PM

Weather: Overcast



Field Times	1:14.08	0:58.76	0:43.20	0:28.04	0:13.91
(Race Tempo)	(0:15.33)	(0:15.55)	(0:15.16)	(0:14.14)	(0:13.91)

Rank	TAB#	Horse	Overall Time	First 400m	Top Speed km/h (Section)	L1000	L800	L600	L400	L200			
	(BAR#)	Driver	Margin (DT-W)	Last 600m	Fastest Section (Time)	1000 - 800	800 - 600	600 - 400	400 - 200	200 - Finish			
11	7	Mouton Cadet	3:15.12	0:26.52	57.7 (2600 - 2400)	1:16.70 [2]	1:01.36 [2]	0:45.79 [2]	0:30.49 [2]	0:15.19 [8]			
	(7)	S J Tomlinson	15.8L (-14)	0:45.79	2600 - 2400 (0:11.87)	(0:15.34)	(0:15.57)	(0:15.30)	(0:15.30)	(0:15.19)			
12	5	Off The Edge	3:19.10	0:26.88	56.8 (2600 - 2400)	1:20.37 [4]	1:05.01 [4]	0:49.44 [4]	0:33.73 [7]	0:18.20 [12]			
	(5)	J W Cox	38.5L (-4)	0:49.44	2600 - 2400 (0:12.25)	(0:15.36)	(0:15.57)	(0:15.71)	(0:15.53)	(0:18.20)			

Scratched: Emma Swan (#6), Clonakilty (#9), Topaz (#14)

Report Created: Sat 04 April 2026

(Note: Races are conducted over an approximate distance as close as possible to the advertised distance, and recorded data may vary accordingly. Official times refer to race times only and do not include handicap times.)

[] Position in running at each section and finish TAB# Saddle cloth number

-:--:-- No data available at this section

NA No data available

DNT Did not track

BAR# Barrier/Gate Position

DNF Did not finish

DT-W Distance travelled compared to winner in metres

Fastest split

Fastest section

Horse/Jockey Name	My Wingman/S J Thornley
Finish Rank	1
Fastest Section Time (Section)	0:12.67 (2600 - 2400)
Top Speed [km/h] (Section)	55.7 (2600 - 2400)
Race State	Finished



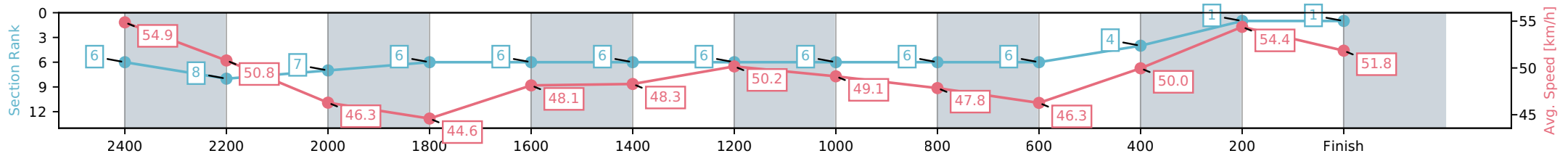
NZ Metropolitan Trotting Club Inc Harness
 Race 1: CHECK OUT HARNESSLINK.COM RACING
 REWARDS CONSOL. MOB PACE - 2600m



04 April 2026 - 1:38PM

Weather: Overcast

Section	L2600	L2400	L2200	L2000	L1800	L1600	L1400	L1200	L1000	L800	L600	L400	L200
Section Times	3:12.36 (0:12.67)	2:59.69 [8] (0:14.55)	2:45.15 [7] (0:15.92)	2:29.22 [6] (0:16.14)	2:13.08 [6] (0:15.25)	1:57.83 [6] (0:15.18)	1:42.64 [6] (0:14.36)	1:28.28 [6] (0:14.99)	1:13.30 [6] (0:15.33)	0:57.96 [6] (0:15.56)	0:42.40 [4] (0:14.91)	0:27.49 [1] (0:13.58)	0:13.91 [1] (0:13.91)
Average Speed [km/h]	54.9	50.8	46.3	44.6	48.1	48.3	50.2	49.1	47.8	46.3	50.0	54.4	51.8
Top Speed [km/h]	55.7	55.2	48.3	47.6	48.8	50.3	50.7	49.7	49.8	47.5	53.5	55.1	54.9
Avg. Dist. to Rail [m]	5.0	3.5	3.1	3.8	3.4	2.6	4.3	2.8	2.5	3.3	4.7	3.7	5.4



- [] Ranking at each section and finish
- :-:- No data available at this section
- NA No data available

Horse/Jockey Name	Blazing Knuckles/S J Ottley
Finish Rank	2
Fastest Section Time (Section)	0:12.55 (2600 - 2400)
Top Speed [km/h] (Section)	56.5 (2600 - 2400)
Race State	Finished



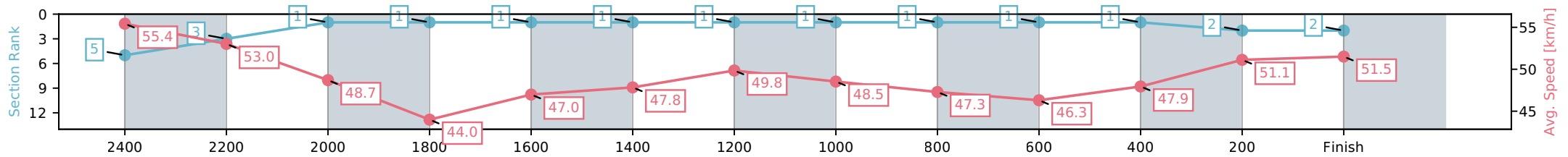
NZ Metropolitan Trotting Club Inc Harness
 Race 1: CHECK OUT HARNESSLINK.COM RACING
 REWARDS CONSOL. MOB PACE - 2600m



04 April 2026 - 1:38PM

Weather: Overcast

Section	L2600	L2400	L2200	L2000	L1800	L1600	L1400	L1200	L1000	L800	L600	L400	L200
Section Times	3:12.51 (0:12.55)	2:59.96 [3] (0:14.20)	2:45.76 [1] (0:15.17)	2:30.59 [1] (0:16.38)	2:14.21 [1] (0:15.44)	1:58.77 [1] (0:15.14)	1:43.63 [1] (0:14.45)	1:29.18 [1] (0:14.95)	1:14.23 [1] (0:15.33)	0:58.90 [1] (0:15.55)	0:43.35 [1] (0:15.16)	0:28.19 [2] (0:14.20)	0:13.99 [2] (0:13.99)
Average Speed [km/h]	55.4	53.0	48.7	44.0	47.0	47.8	49.8	48.5	47.3	46.3	47.9	51.1	51.5
Top Speed [km/h]	56.5	54.3	51.8	47.4	48.1	49.4	50.3	49.3	48.7	47.0	49.2	53.4	53.5
Avg. Dist. to Rail [m]	9.2	5.8	3.6	2.1	1.6	1.0	2.2	1.1	0.9	1.3	1.5	1.4	3.6



- [] Ranking at each section and finish
- :-:- No data available at this section
- NA No data available

Horse/Jockey Name	Hugo/R D Close
Finish Rank	3
Fastest Section Time (Section)	0:11.89 (2600 - 2400)
Top Speed [km/h] (Section)	58.1 (2600 - 2400)
Race State	Finished



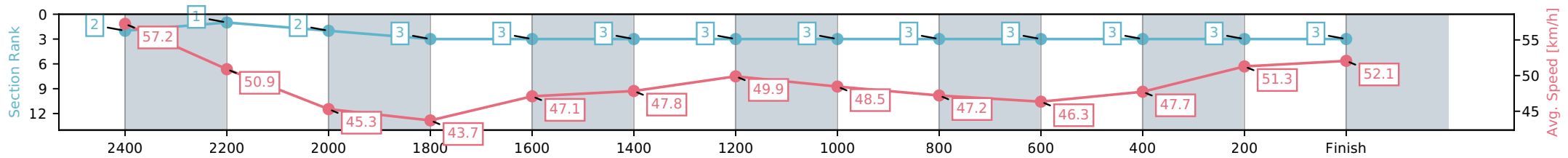
NZ Metropolitan Trotting Club Inc Harness
 Race 1: CHECK OUT HARNESSLINK.COM RACING
 REWARDS CONSOL. MOB PACE - 2600m



04 April 2026 - 1:38PM

Weather: Overcast

Section	L2600	L2400	L2200	L2000	L1800	L1600	L1400	L1200	L1000	L800	L600	L400	L200
Section Times	3:12.74 (0:11.89)	3:00.85 [1] (0:14.30)	2:46.55 [2] (0:16.03)	2:30.52 [3] (0:16.46)	2:14.06 [3] (0:15.38)	1:58.68 [3] (0:15.14)	1:43.53 [3] (0:14.44)	1:29.10 [3] (0:14.97)	1:14.13 [3] (0:15.32)	0:58.80 [3] (0:15.54)	0:43.27 [3] (0:15.21)	0:28.06 [3] (0:14.19)	0:13.87 [3] (0:13.87)
Average Speed [km/h]	57.2	50.9	45.3	43.7	47.1	47.8	49.9	48.5	47.2	46.3	47.7	51.3	52.1
Top Speed [km/h]	58.1	57.0	47.6	47.0	47.8	49.8	50.4	49.2	49.0	47.5	48.9	53.3	53.5
Avg. Dist. to Rail [m]	6.6	1.5	1.2	1.5	1.3	1.0	2.2	1.0	0.7	1.4	1.5	2.2	6.3



- [] Ranking at each section and finish
- :-:- No data available at this section
- NA No data available

Horse/Jockey Name	Anytime At All/B N Orange
Finish Rank	4
Fastest Section Time (Section)	0:12.54 (2600 - 2400)
Top Speed [km/h] (Section)	55.5 (2600 - 2400)
Race State	Finished



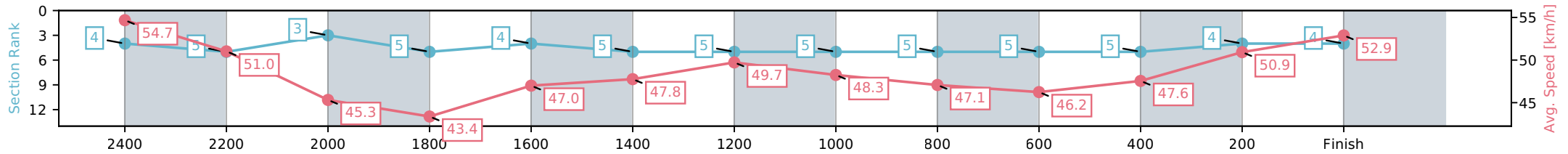
NZ Metropolitan Trotting Club Inc Harness
 Race 1: CHECK OUT HARNESSLINK.COM RACING
 REWARDS CONSOL. MOB PACE - 2600m



04 April 2026 - 1:38PM

Weather: Overcast

Section	L2600	L2400	L2200	L2000	L1800	L1600	L1400	L1200	L1000	L800	L600	L400	L200
Section Times	3:12.86 (0:12.54)	3:00.32 [5] (0:14.36)	2:45.97 [3] (0:15.50)	2:30.47 [5] (0:16.59)	2:13.88 [4] (0:15.23)	1:58.64 [5] (0:15.28)	1:43.36 [5] (0:14.48)	1:28.88 [5] (0:15.07)	1:13.81 [5] (0:15.14)	0:58.67 [5] (0:15.58)	0:43.10 [5] (0:15.27)	0:27.83 [4] (0:14.26)	0:13.57 [4] (0:13.57)
Average Speed [km/h]	54.7	51.0	45.3	43.4	47.0	47.8	49.7	48.3	47.1	46.2	47.6	50.9	52.9
Top Speed [km/h]	55.5	54.4	48.2	46.9	47.9	50.2	50.2	49.1	48.9	47.4	49.0	53.2	53.8
Avg. Dist. to Rail [m]	6.6	3.0	2.5	1.7	0.7	2.0	3.6	1.4	1.1	0.6	1.4	1.8	4.2



- [] Ranking at each section and finish
- :-:- No data available at this section
- NA No data available

Horse/Jockey Name	Better Be Quick/John R Dunn
Finish Rank	5
Fastest Section Time (Section)	0:13.11 (2600 - 2400)
Top Speed [km/h] (Section)	55.2 (2600 - 2400)
Race State	Finished



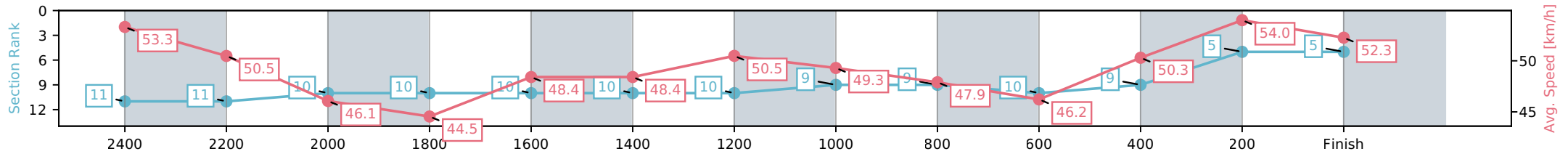
NZ Metropolitan Trotting Club Inc Harness
 Race 1: CHECK OUT HARNESSLINK.COM RACING
 REWARDS CONSOL. MOB PACE - 2600m



04 April 2026 - 1:38PM

Weather: Overcast

Section	L2600	L2400	L2200	L2000	L1800	L1600	L1400	L1200	L1000	L800	L600	L400	L200
Section Times	3:13.20 (0:13.11)	3:00.09 [11] (0:14.72)	2:45.37 [10] (0:16.02)	2:29.35 [10] (0:16.17)	2:13.18 [10] (0:15.19)	1:57.99 [10] (0:15.20)	1:42.79 [10] (0:14.25)	1:28.54 [9] (0:15.01)	1:13.53 [9] (0:15.35)	0:58.18 [10] (0:15.58)	0:42.60 [9] (0:14.88)	0:27.72 [5] (0:13.92)	0:13.81 [5] (0:13.81)
Average Speed [km/h]	53.3	50.5	46.1	44.5	48.4	48.4	50.5	49.3	47.9	46.2	50.3	54.0	52.3
Top Speed [km/h]	55.2	52.1	48.7	48.0	49.0	50.5	51.3	50.0	50.1	47.6	54.1	54.7	54.6
Avg. Dist. to Rail [m]	7.9	4.2	3.3	4.1	3.6	2.9	4.7	3.4	2.8	3.6	5.1	6.4	9.0



- [] Ranking at each section and finish
- :-:- No data available at this section
- NA No data available

Horse/Jockey Name	Sofia Rose/H V Douglas
Finish Rank	6
Fastest Section Time (Section)	0:12.94 (2600 - 2400)
Top Speed [km/h] (Section)	54.9 (2600 - 2400)
Race State	Finished



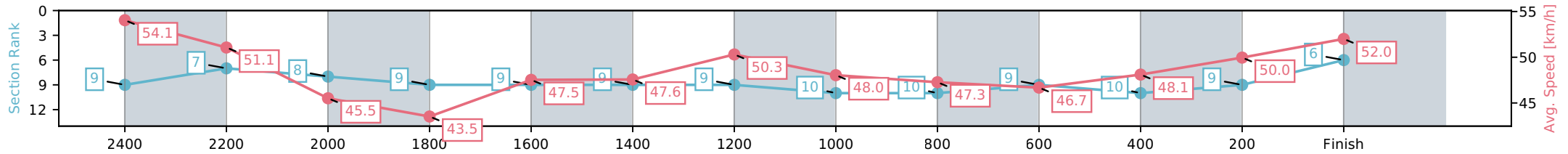
NZ Metropolitan Trotting Club Inc Harness
 Race 1: CHECK OUT HARNESSLINK.COM RACING
 REWARDS CONSOL. MOB PACE - 2600m



04 April 2026 - 1:38PM

Weather: Overcast

Section	L2600	L2400	L2200	L2000	L1800	L1600	L1400	L1200	L1000	L800	L600	L400	L200
Section Times	3:14.01 (0:12.94)	3:01.07 [7] (0:14.26)	2:46.82 [8] (0:15.99)	2:30.83 [9] (0:16.54)	2:14.28 [9] (0:15.27)	1:59.02 [9] (0:15.25)	1:43.77 [9] (0:14.32)	1:29.45 [10] (0:15.16)	1:14.30 [10] (0:15.32)	0:58.98 [9] (0:15.42)	0:43.56 [10] (0:15.14)	0:28.41 [9] (0:14.53)	0:13.88 [6] (0:13.88)
Average Speed [km/h]	54.1	51.1	45.5	43.5	47.5	47.6	50.3	48.0	47.3	46.7	48.1	50.0	52.0
Top Speed [km/h]	54.9	54.2	48.3	46.9	48.7	50.4	51.0	49.8	49.8	47.6	49.8	52.3	53.7
Avg. Dist. to Rail [m]	3.2	1.7	1.4	2.1	1.6	1.1	2.6	1.4	1.0	1.8	1.8	1.3	1.9



- [] Ranking at each section and finish
- :-:- No data available at this section
- NA No data available

Horse/Jockey Name	Times Like These/A M Butt
Finish Rank	7
Fastest Section Time (Section)	0:12.67 (2600 - 2400)
Top Speed [km/h] (Section)	55.2 (2600 - 2400)
Race State	Finished



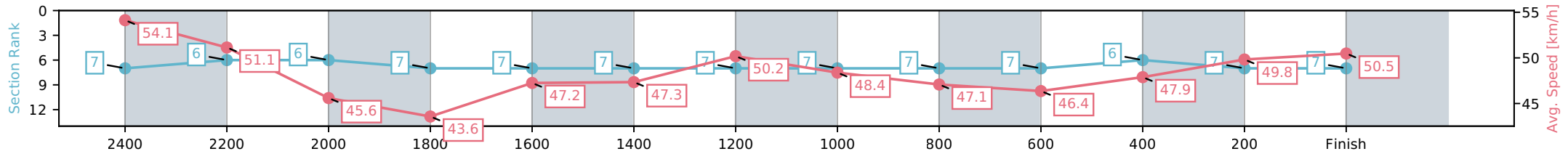
NZ Metropolitan Trotting Club Inc Harness
 Race 1: CHECK OUT HARNESSLINK.COM RACING
 REWARDS CONSOL. MOB PACE - 2600m



04 April 2026 - 1:38PM

Weather: Overcast

Section	L2600	L2400	L2200	L2000	L1800	L1600	L1400	L1200	L1000	L800	L600	L400	L200
Section Times	3:14.10 (0:12.67)	3:01.43 [6] (0:14.25)	2:47.18 [6] (0:15.95)	2:31.24 [7] (0:16.54)	2:14.70 [7] (0:15.20)	1:59.50 [7] (0:15.30)	1:44.20 [7] (0:14.35)	1:29.85 [7] (0:15.00)	1:14.85 [7] (0:15.41)	0:59.44 [7] (0:15.54)	0:43.91 [6] (0:15.08)	0:28.83 [7] (0:14.57)	0:14.26 [7] (0:14.26)
Average Speed [km/h]	54.1	51.1	45.6	43.6	47.2	47.3	50.2	48.4	47.1	46.4	47.9	49.8	50.5
Top Speed [km/h]	55.2	54.5	49.0	47.1	48.5	50.1	50.8	49.4	49.5	47.4	49.7	51.2	51.6
Avg. Dist. to Rail [m]	3.2	1.7	1.3	1.3	0.8	1.1	2.6	1.1	0.9	1.1	0.8	1.5	4.6



- [] Ranking at each section and finish
- :-:- No data available at this section
- NA No data available

Horse/Jockey Name	Super Fund/M J Williamson
Finish Rank	8
Fastest Section Time (Section)	0:13.05 (2600 - 2400)
Top Speed [km/h] (Section)	54.6 (2400-2200)
Race State	Finished



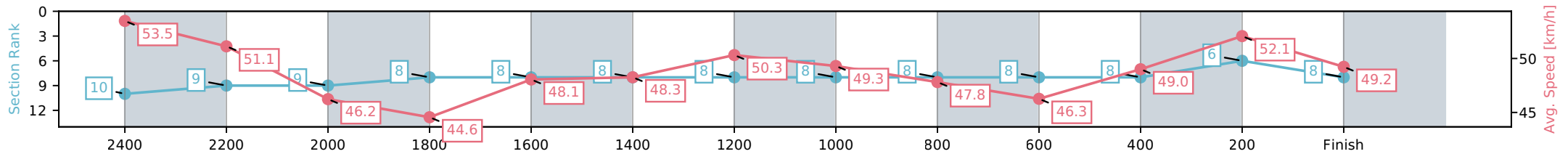
NZ Metropolitan Trotting Club Inc Harness
 Race 1: CHECK OUT HARNESSLINK.COM RACING
 REWARDS CONSOL. MOB PACE - 2600m



04 April 2026 - 1:38PM

Weather: Overcast

Section	L2600	L2400	L2200	L2000	L1800	L1600	L1400	L1200	L1000	L800	L600	L400	L200
Section Times	3:14.26 (0:13.05)	3:01.21 [9] (0:14.48)	2:46.73 [9] (0:15.93)	2:30.80 [8] (0:16.16)	2:14.64 [8] (0:15.23)	1:59.41 [8] (0:15.21)	1:44.20 [8] (0:14.31)	1:29.88 [8] (0:14.99)	1:14.90 [8] (0:15.35)	0:59.55 [8] (0:15.55)	0:44.00 [8] (0:15.12)	0:28.88 [6] (0:14.26)	0:14.63 [8] (0:14.63)
Average Speed [km/h]	53.5	51.1	46.2	44.6	48.1	48.3	50.3	49.3	47.8	46.3	49.0	52.1	49.2
Top Speed [km/h]	54.5	54.6	48.7	47.5	48.9	50.5	51.1	50.0	49.7	47.5	51.6	52.7	52.7
Avg. Dist. to Rail [m]	6.1	3.6	3.0	3.9	3.0	2.7	4.5	3.2	2.5	3.4	4.0	4.6	6.3



- [] Ranking at each section and finish
- :-:- No data available at this section
- NA No data available

Horse/Jockey Name	Fusion Reactor/W J House
Finish Rank	9
Fastest Section Time (Section)	0:13.19 (2600 - 2400)
Top Speed [km/h] (Section)	54.9 (2600 - 2400)
Race State	Finished



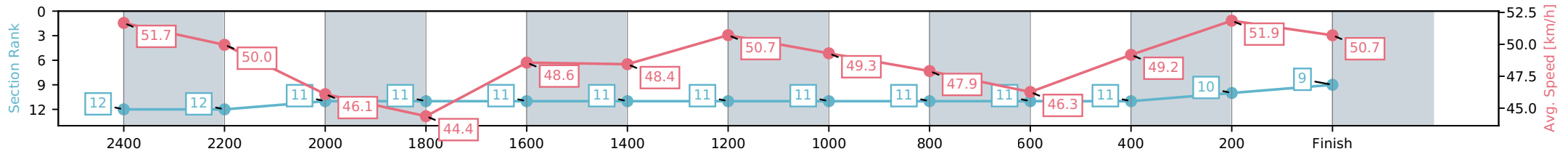
NZ Metropolitan Trotting Club Inc Harness
 Race 1: CHECK OUT HARNESSLINK.COM RACING
 REWARDS CONSOL. MOB PACE - 2600m



04 April 2026 - 1:38PM

Weather: Overcast

Section	L2600	L2400	L2200	L2000	L1800	L1600	L1400	L1200	L1000	L800	L600	L400	L200
Section Times	3:14.43 (0:13.19)	3:01.24 [12] (0:14.97)	2:46.27 [11] (0:16.03)	2:30.24 [11] (0:16.24)	2:14.00 [11] (0:15.15)	1:58.85 [11] (0:15.20)	1:43.65 [11] (0:14.20)	1:29.45 [11] (0:15.04)	1:14.42 [11] (0:15.37)	0:59.05 [11] (0:15.56)	0:43.48 [11] (0:14.97)	0:28.51 [10] (0:14.30)	0:14.21 [9] (0:14.21)
Average Speed [km/h]	51.7	50.0	46.1	44.4	48.6	48.4	50.7	49.3	47.9	46.3	49.2	51.9	50.7
Top Speed [km/h]	54.9	51.6	48.8	47.2	49.2	50.3	51.6	50.2	50.1	47.6	51.6	52.9	52.7
Avg. Dist. to Rail [m]	12.9	5.3	3.5	4.4	3.8	3.1	4.9	3.6	3.0	4.0	3.7	4.5	8.0



- [] Ranking at each section and finish
- :-:- No data available at this section
- NA No data available

Horse/Jockey Name	Stubing/C J Dalgety
Finish Rank	10
Fastest Section Time (Section)	0:12.70 (2600 - 2400)
Top Speed [km/h] (Section)	54.1 (2600 - 2400)
Race State	Finished



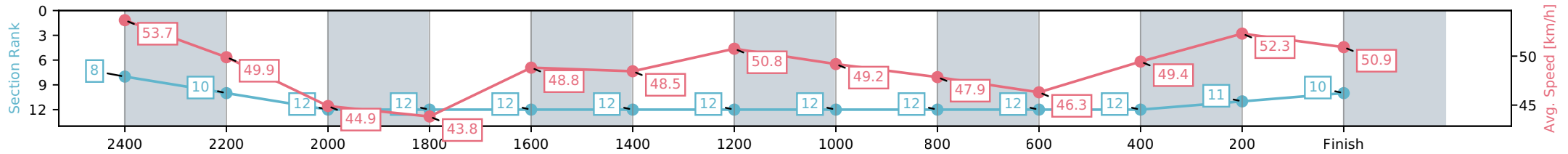
NZ Metropolitan Trotting Club Inc Harness
 Race 1: CHECK OUT HARNESSLINK.COM RACING
 REWARDS CONSOL. MOB PACE - 2600m



04 April 2026 - 1:38PM

Weather: Overcast

Section	L2600	L2400	L2200	L2000	L1800	L1600	L1400	L1200	L1000	L800	L600	L400	L200
Section Times	3:14.68 (0:12.70)	3:01.98 [10] (0:15.03)	2:46.95 [12] (0:16.67)	2:30.28 [12] (0:16.42)	2:13.86 [12] (0:15.07)	1:58.78 [12] (0:15.20)	1:43.59 [12] (0:14.18)	1:29.41 [12] (0:15.05)	1:14.36 [12] (0:15.39)	0:58.97 [12] (0:15.54)	0:43.43 [12] (0:14.98)	0:28.44 [11] (0:14.29)	0:14.15 [10] (0:14.15)
Average Speed [km/h]	53.7	49.9	44.9	43.8	48.8	48.5	50.8	49.2	47.9	46.3	49.4	52.3	50.9
Top Speed [km/h]	54.1	52.5	47.6	46.9	49.7	50.6	51.8	50.5	50.1	48.1	52.6	53.2	53.2
Avg. Dist. to Rail [m]	6.4	5.3	5.1	4.9	3.7	3.1	5.1	3.5	3.1	4.8	4.5	5.7	9.6



- [] Ranking at each section and finish
- :-:- No data available at this section
- NA No data available

Horse/Jockey Name	Mouton Cadet/S J Tomlinson
Finish Rank	11
Fastest Section Time (Section)	0:11.87 (2600 - 2400)
Top Speed [km/h] (Section)	57.7 (2600 - 2400)
Race State	Finished



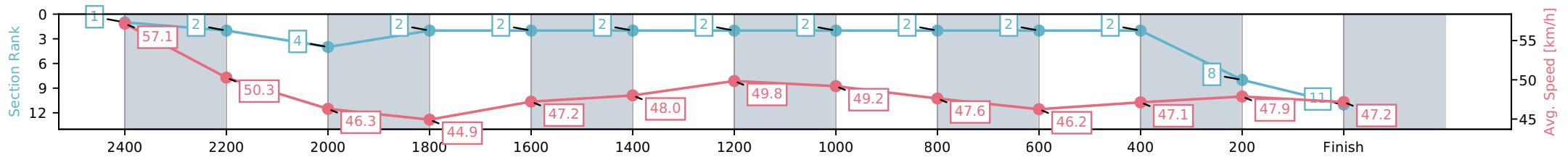
NZ Metropolitan Trotting Club Inc Harness
 Race 1: CHECK OUT HARNESSLINK.COM RACING
 REWARDS CONSOL. MOB PACE - 2600m



04 April 2026 - 1:38PM

Weather: Overcast

Section	L2600	L2400	L2200	L2000	L1800	L1600	L1400	L1200	L1000	L800	L600	L400	L200
Section Times	3:15.12 (0:11.87)	3:03.25 [2] (0:14.65)	2:48.60 [4] (0:15.89)	2:32.71 [2] (0:16.04)	2:16.67 [2] (0:15.37)	2:01.31 [2] (0:15.23)	1:46.08 [2] (0:14.45)	1:31.63 [2] (0:14.92)	1:16.70 [2] (0:15.34)	1:01.36 [2] (0:15.57)	0:45.79 [2] (0:15.30)	0:30.49 [8] (0:15.30)	0:15.19 [11] (0:15.19)
Average Speed [km/h]	57.1	50.3	46.3	44.9	47.2	48.0	49.8	49.2	47.6	46.2	47.1	47.9	47.2
Top Speed [km/h]	57.7	56.2	47.0	48.2	47.8	49.8	50.4	49.8	49.0	47.1	47.8	49.9	49.5
Avg. Dist. to Rail [m]	10.4	3.1	2.9	3.1	1.8	2.2	3.7	2.5	2.1	1.1	0.7	2.6	4.6



- [] Ranking at each section and finish
- :-:- No data available at this section
- NA No data available

Horse/Jockey Name	Off The Edge/J W Cox
Finish Rank	12
Fastest Section Time (Section)	0:12.25 (2600 - 2400)
Top Speed [km/h] (Section)	56.8 (2600 - 2400)
Race State	Finished



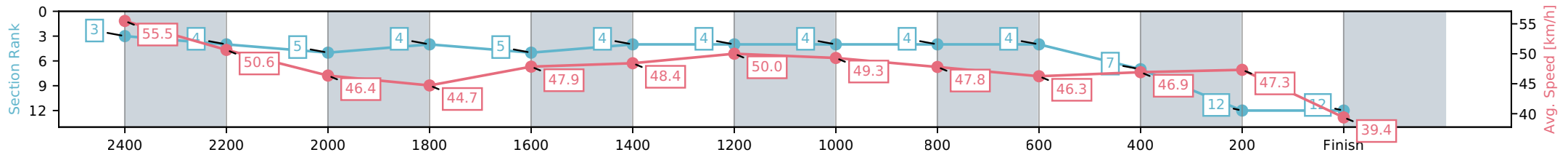
NZ Metropolitan Trotting Club Inc Harness
 Race 1: CHECK OUT HARNESSLINK.COM RACING
 REWARDS CONSOL. MOB PACE - 2600m



04 April 2026 - 1:38PM

Weather: Overcast

Section	L2600	L2400	L2200	L2000	L1800	L1600	L1400	L1200	L1000	L800	L600	L400	L200
Section Times	3:19.10 (0:12.25)	3:06.85 [4] (0:14.63)	2:52.22 [5] (0:15.91)	2:36.30 [4] (0:16.10)	2:20.21 [5] (0:15.35)	2:04.86 [4] (0:15.15)	1:49.70 [4] (0:14.40)	1:35.31 [4] (0:14.94)	1:20.37 [4] (0:15.36)	1:05.01 [4] (0:15.57)	0:49.44 [7] (0:15.71)	0:33.73 [12] (0:15.53)	0:18.20 [12] (0:18.20)
Average Speed [km/h]	55.5	50.6	46.4	44.7	47.9	48.4	50.0	49.3	47.8	46.3	46.9	47.3	39.4
Top Speed [km/h]	56.8	53.6	47.8	47.7	48.4	50.3	50.4	49.5	49.4	47.3	47.7	47.9	46.3
Avg. Dist. to Rail [m]	8.9	3.9	3.3	3.8	3.4	2.6	4.3	2.9	2.6	3.3	3.5	3.2	7.0



- [] Ranking at each section and finish
- :-:- No data available at this section
- NA No data available