



NZ Metropolitan Trotting Club Inc Harness
Race 2: SIMON SMITH FARRIER RACING REWARDS TROT - 2600m

04 April 2026 - 2:13PM



Weather: Overcast

Field Times (Race Tempo) 3:19.59 (0:16.50) 3:03.09 (0:14.23) 2:48.86 (0:14.61) 2:34.25 (0:15.72) 2:18.53 (0:16.87) 2:01.66 (0:15.96) 1:45.70 (0:14.35) 1:31.35 (0:15.28)

Rank	TAB#	Horse	Overall Time	First 400m	Top Speed km/h (Section)	L2600	L2400	L2200	L2000	L1800	L1600	L1400	L1200
	(BAR#)	Driver	Margin (DT-W)	Last 600m	Fastest Section (Time)	Start - 2400	2400 - 2200	2200 - 2000	2000 - 1800	1800 - 1600	1600 - 1400	1400 - 1200	1200 - 1000
1	4	Spiritinthesky	3:19.59	0:32.97	50.9 (1400-1200)	3:19.59	3:01.59 [7]	2:46.63 [8]	2:31.44 [8]	2:15.90 [8]	1:59.85 [9]	1:44.76 [7]	1:30.47 [7]
	(4)	S W Hill		0:45.04	1400-1200 (0:14.29)	(0:18.00)	(0:14.97)	(0:15.19)	(0:15.54)	(0:16.06)	(0:15.08)	(0:14.29)	(0:15.10)
2	3	Macho Man	3:19.62	0:31.86	53.3 (200-0)	3:19.62	3:02.29 [4]	2:47.76 [5]	2:32.56 [5]	2:17.02 [4]	2:00.86 [5]	1:45.09 [5]	1:30.66 [5]
	(3)	T M Williams	0.0L (-7)	0:44.42	200-0 (0:13.68)	(0:17.33)	(0:14.53)	(0:15.20)	(0:15.54)	(0:16.16)	(0:15.77)	(0:14.43)	(0:15.40)
3	12	Barrytown	3:19.70	0:32.25	51.7 (1600-1400)	3:19.70	3:02.08 [6]	2:47.45 [6]	2:32.37 [6]	2:16.79 [6]	2:00.61 [6]	1:45.62 [2]	1:31.43 [2]
	(12)	R E Harrison	0.0L (-12)	0:45.23	1400-1200 (0:14.18)	(0:17.62)	(0:14.63)	(0:15.08)	(0:15.58)	(0:16.18)	(0:14.99)	(0:14.18)	(0:15.45)
4	8	Crown The Moment	3:20.28	0:35.24	52.2 (1400-1200)	3:20.28	3:01.00 [13]	2:45.04 [13]	2:29.56 [12]	2:14.87 [11]	1:59.81 [11]	1:44.89 [11]	1:30.83 [10]
	(8)	B T Hope	3.9L (-4)	0:45.39	1400-1200 (0:14.06)	(0:19.28)	(0:15.96)	(0:15.48)	(0:14.69)	(0:15.06)	(0:14.92)	(0:14.06)	(0:15.10)
5	5	Jordan Anne	3:20.51	0:31.11	52.4 (2400-2200)	3:20.51	3:03.66 [3]	2:49.41 [3]	2:34.53 [3]	2:18.98 [2]	2:02.19 [2]	1:46.26 [4]	1:31.83 [4]
	(5)	M J Williamson	5.3L (-27)	0:44.92	2400-2200 (0:14.26)	(0:16.85)	(0:14.26)	(0:14.88)	(0:15.55)	(0:16.79)	(0:15.93)	(0:14.43)	(0:15.24)
6	1	Kingaroy	3:20.63	0:31.67	51.7 (2400-2200)	3:20.63	3:03.22 [5]	2:48.97 [4]	2:33.96 [4]	2:18.44 [3]	2:01.97 [4]	1:46.06 [6]	1:31.63 [6]
	(1)	J R Ford	5.9L (-27)	0:44.71	2400-2200 (0:14.26)	(0:17.41)	(0:14.26)	(0:15.00)	(0:15.53)	(0:16.47)	(0:15.91)	(0:14.43)	(0:15.23)
7	10	Sheila Laxon	3:21.09	0:32.84	50.7 (1400-1200)	3:21.09	3:02.92 [8]	2:48.25 [7]	2:33.22 [7]	2:17.76 [7]	2:01.63 [8]	1:46.24 [8]	1:31.81 [8]
	(10)	S E O'Reilly	8.6L (-10)	0:45.44	1400-1200 (0:14.43)	(0:18.17)	(0:14.67)	(0:15.03)	(0:15.46)	(0:16.13)	(0:15.38)	(0:14.43)	(0:15.40)
8	6	He's My Creation	3:21.31	0:31.03	54.6 (2200-2000)	3:21.31	3:04.72 [2]	2:50.28 [2]	2:35.92 [2]	2:18.61 [5]	2:02.92 [3]	1:47.15 [3]	1:32.71 [3]
	(6)	B N Orange	9.8L (-11)	0:46.46	2200-2000 (0:14.36)	(0:16.59)	(0:14.44)	(0:14.36)	(0:17.31)	(0:15.70)	(0:15.76)	(0:14.45)	(0:15.42)
9	9	Joany Baby	3:21.95	0:34.46	51.5 (1400-1200)	3:21.95	3:03.47 [10]	2:47.49 [11]	2:30.84 [13]	2:15.64 [13]	2:00.52 [13]	1:45.85 [13]	1:31.61 [13]
	(9)	M B Holbrough	13.5L (-4)	0:45.95	1400-1200 (0:14.24)	(0:18.48)	(0:15.98)	(0:16.65)	(0:15.20)	(0:15.12)	(0:14.67)	(0:14.24)	(0:14.93)
10	14	Kowhai Summit	3:22.66	0:34.02	51.2 (2200-2000)	3:22.66	3:04.13 [11]	2:48.64 [10]	2:33.33 [9]	2:18.19 [9]	2:03.20 [7]	1:47.80 [9]	1:33.38 [9]
	(14)	G N Thornley	17.5L (-21)	0:46.42	1400-1200 (0:14.42)	(0:18.53)	(0:15.49)	(0:15.31)	(0:15.13)	(0:14.99)	(0:15.40)	(0:14.42)	(0:15.26)

Scratched: Switch On (#15)

Report Created: Sat 04 April 2026

(Note: Races are conducted over an approximate distance as close as possible to the advertised distance, and recorded data may vary accordingly. Official times refer to race times only and do not include handicap times.)

[] Position in running at each section and finish TAB# Saddle cloth number

-:-:- No data available at this section

NA No data available

DNT Did not track

BAR# Barrier/Gate Position

DNF Did not finish

DT-W Distance travelled compared to winner in metres

Fastest split

Fastest section



NZ Metropolitan Trotting Club Inc Harness
Race 2: SIMON SMITH FARRIER RACING REWARDS TROT - 2600m

04 April 2026 - 2:13PM

Weather: Overcast



Field Times (Race Tempo) 3:19.59 (0:16.50) 3:03.09 (0:14.23) 2:48.86 (0:14.61) 2:34.25 (0:15.72) 2:18.53 (0:16.87) 2:01.66 (0:15.96) 1:45.70 (0:14.35) 1:31.35 (0:15.28)

Rank	TAB#	Horse	Overall Time	First 400m	Top Speed km/h (Section)	L2600	L2400	L2200	L2000	L1800	L1600	L1400	L1200
	(BAR#)	Driver	Margin (DT-W)	Last 600m	Fastest Section (Time)	Start - 2400	2400 - 2200	2200 - 2000	2000 - 1800	1800 - 1600	1600 - 1400	1400 - 1200	1200 - 1000
11	11	Natives Inferno	3:23.51	0:34.90	50.7 (1400-1200)	3:23.51	3:04.56 [12]	2:48.61 [12]	2:33.18 [11]	2:18.45 [10]	2:03.40 [10]	1:48.35 [10]	1:33.87 [11]
	(11)	K G Cameron	22.4L (-3)	0:48.27	1400-1200 (0:14.48)	(0:18.95)	(0:15.95)	(0:15.43)	(0:14.73)	(0:15.05)	(0:15.06)	(0:14.48)	(0:15.23)
12	13	Silvester	3:24.13	0:33.70	51.2 (2200-2000)	3:24.13	3:05.85 [9]	2:50.43 [9]	2:34.33 [10]	2:18.26 [12]	2:03.16 [12]	1:48.40 [12]	1:34.12 [12]
	(13)	John R Dunn	25.9L (-14)	0:47.66	1400-1200 (0:14.28)	(0:18.28)	(0:15.42)	(0:16.10)	(0:16.06)	(0:15.10)	(0:14.76)	(0:14.28)	(0:14.91)
13	2	Prince Teka	3:26.66	0:30.73	54.1 (2600 - 2400)	3:26.66	3:10.16 [1]	2:55.93 [1]	2:41.32 [1]	2:25.60 [1]	2:08.73 [1]	1:52.77 [1]	1:38.42 [1]
	(2)	I R Cameron	40.4L (-29)	0:51.35	2400-2200 (0:14.23)	(0:16.50)	(0:14.23)	(0:14.61)	(0:15.72)	(0:16.87)	(0:15.96)	(0:14.35)	(0:15.28)
14	7	Senior Constable Liz	3:32.20	0:38.72	50.4 (2200-2000)	3:32.20	3:08.80 [14]	2:53.48 [14]	2:38.69 [14]	2:23.93 [14]	2:08.98 [14]	1:54.31 [14]	1:39.88 [14]
	(7)	W J House	72.0L (-26)	0:52.03	1400-1200 (0:14.42)	(0:23.40)	(0:15.32)	(0:14.79)	(0:14.76)	(0:14.95)	(0:14.67)	(0:14.42)	(0:14.88)

Scratched: Switch On (#15)

[] Position in running at each section and finish TAB# Saddle cloth number

-:--:-- No data available at this section

NA No data available

DNT Did not track

BAR# Barrier/Gate Position

DNF Did not finish

DT-W Distance travelled compared to winner in metres

Fastest split

Fastest section



NZ Metropolitan Trotting Club Inc Harness
Race 2: SIMON SMITH FARRIER RACING REWARDS TROT - 2600m

04 April 2026 - 2:13PM



Weather: Overcast

Field Times
(Race Tempo) 1:16.07 1:00.11 0:45.12 0:29.60 0:14.39
(0:15.96) (0:14.99) (0:15.52) (0:15.21) (0:14.39)

Rank	TAB#	Horse	Overall Time	First 400m	Top Speed km/h (Section)	L1000	L800	L600	L400	L200			
	(BAR#)	Driver	Margin (DT-W)	Last 600m	Fastest Section (Time)	1000 - 800	800 - 600	600 - 400	400 - 200	200 - Finish			
1	4	Spiritinthesky	3:19.59	0:32.97	50.9 (1400-1200)	1:15.37 [5]	0:59.96 [3]	0:45.04 [2]	0:29.47 [2]	0:14.34 [2]			
	(4)	S W Hill		0:45.04	1400-1200 (0:14.29)	(0:15.41)	(0:14.92)	(0:15.57)	(0:15.13)	(0:14.34)			
2	3	Macho Man	3:19.62	0:31.86	53.3 (200-0)	1:15.25 [7]	0:59.34 [8]	0:44.43 [5]	0:28.84 [5]	0:13.68 [5]			
	(3)	T M Williams	0.0L (-7)	0:44.42	200-0 (0:13.68)	(0:15.92)	(0:14.91)	(0:15.58)	(0:15.16)	(0:13.68)			
3	12	Barrytown	3:19.70	0:32.25	51.7 (1600-1400)	1:15.98 [2]	1:00.12 [2]	0:45.23 [1]	0:29.71 [1]	0:14.50 [1]			
	(12)	R E Harrison	0.0L (-12)	0:45.23	1400-1200 (0:14.18)	(0:15.86)	(0:14.89)	(0:15.52)	(0:15.21)	(0:14.50)			
4	8	Crown The Moment	3:20.28	0:35.24	52.2 (1400-1200)	1:15.72 [9]	1:00.25 [6]	0:45.39 [4]	0:29.82 [4]	0:14.55 [3]			
	(8)	B T Hope	3.9L (-4)	0:45.39	1400-1200 (0:14.06)	(0:15.47)	(0:14.86)	(0:15.57)	(0:15.27)	(0:14.55)			
5	5	Jordan Anne	3:20.51	0:31.11	52.4 (2400-2200)	1:16.59 [3]	1:00.69 [4]	0:44.92 [8]	0:29.48 [6]	0:14.45 [6]			
	(5)	M J Williamson	5.3L (-27)	0:44.92	2400-2200 (0:14.26)	(0:15.90)	(0:15.77)	(0:15.44)	(0:15.03)	(0:14.45)			
6	1	Kingaroy	3:20.63	0:31.67	51.7 (2400-2200)	1:16.39 [6]	1:00.49 [7]	0:44.71 [10]	0:29.22 [8]	0:14.35 [7]			
	(1)	J R Ford	5.9L (-27)	0:44.71	2400-2200 (0:14.26)	(0:15.90)	(0:15.78)	(0:15.49)	(0:14.87)	(0:14.35)			
7	10	Sheila Laxon	3:21.09	0:32.84	50.7 (1400-1200)	1:16.42 [10]	1:00.48 [11]	0:45.43 [9]	0:29.66 [9]	0:14.65 [8]			
	(10)	S E O'Reilly	8.6L (-10)	0:45.44	1400-1200 (0:14.43)	(0:15.94)	(0:15.04)	(0:15.77)	(0:15.02)	(0:14.65)			
8	6	He's My Creation	3:21.31	0:31.03	54.6 (2200-2000)	1:17.29 [4]	1:01.39 [5]	0:46.45 [3]	0:30.94 [3]	0:15.48 [4]			
	(6)	B N Orange	9.8L (-11)	0:46.46	2200-2000 (0:14.36)	(0:15.90)	(0:14.93)	(0:15.51)	(0:15.47)	(0:15.48)			
9	9	Joany Baby	3:21.95	0:34.46	51.5 (1400-1200)	1:16.68 [13]	1:01.02 [13]	0:45.96 [11]	0:30.21 [11]	0:15.16 [9]			
	(9)	M B Holbrough	13.5L (-4)	0:45.95	1400-1200 (0:14.24)	(0:15.66)	(0:15.06)	(0:15.75)	(0:15.04)	(0:15.16)			
10	14	Kowhai Summit	3:22.66	0:34.02	51.2 (2200-2000)	1:18.12 [8]	1:02.21 [10]	0:46.42 [12]	0:30.77 [12]	0:15.80 [10]			
	(14)	G N Thornley	17.5L (-21)	0:46.42	1400-1200 (0:14.42)	(0:15.91)	(0:15.78)	(0:15.65)	(0:14.97)	(0:15.80)			

Scratched: Switch On (#15)

Report Created: Sat 04 April 2026

(Note: Races are conducted over an approximate distance as close as possible to the advertised distance, and recorded data may vary accordingly. Official times refer to race times only and do not include handicap times.)

[] Position in running at each section and finish TAB# Saddle cloth number

-:--:-- No data available at this section

NA No data available

DNT Did not track

BAR# Barrier/Gate Position

DNF Did not finish

DT-W Distance travelled compared to winner in metres

Fastest split

Fastest section



NZ Metropolitan Trotting Club Inc Harness
Race 2: SIMON SMITH FARRIER RACING REWARDS TROT - 2600m

04 April 2026 - 2:13PM

Weather: Overcast



Field Times
(Race Tempo) 1:16.07 1:00.11 0:45.12 0:29.60 0:14.39
(0:15.96) (0:14.99) (0:15.52) (0:15.21) (0:14.39)

Rank	TAB#	Horse	Overall Time	First 400m	Top Speed km/h (Section)	L1000	L800	L600	L400	L200			
	(BAR#)	Driver	Margin (DT-W)	Last 600m	Fastest Section (Time)	1000 - 800	800 - 600	600 - 400	400 - 200	200 - Finish			
11	11	Natives Inferno	3:23.51	0:34.90	50.7 (1400-1200)	1:18.64 [11]	1:03.12 [9]	0:48.27 [6]	0:32.39 [7]	0:16.65 [11]			
	(11)	K G Cameron	22.4L (-3)	0:48.27	1400-1200 (0:14.48)	(0:15.52)	(0:14.85)	(0:15.88)	(0:15.74)	(0:16.65)			
12	13	Silvester	3:24.13	0:33.70	51.2 (2200-2000)	1:19.21 [12]	1:03.35 [12]	0:47.66 [13]	0:31.83 [13]	0:16.12 [12]			
	(13)	John R Dunn	25.9L (-14)	0:47.66	1400-1200 (0:14.28)	(0:15.85)	(0:15.70)	(0:15.83)	(0:15.71)	(0:16.12)			
13	2	Prince Teka	3:26.66	0:30.73	54.1 (2600 - 2400)	1:23.14 [1]	1:07.18 [1]	0:51.35 [7]	0:34.98 [10]	0:18.56 [13]			
	(2)	I R Cameron	40.4L (-29)	0:51.35	2400-2200 (0:14.23)	(0:15.96)	(0:15.83)	(0:16.37)	(0:16.42)	(0:18.56)			
14	7	Senior Constable Liz	3:32.20	0:38.72	50.4 (2200-2000)	1:25.00 [14]	1:08.97 [14]	0:52.04 [14]	0:34.87 [14]	0:18.00 [14]			
	(7)	W J House	72.0L (-26)	0:52.03	1400-1200 (0:14.42)	(0:16.03)	(0:16.93)	(0:17.17)	(0:16.86)	(0:18.00)			

Scratched: Switch On (#15)

Report Created: Sat 04 April 2026

(Note: Races are conducted over an approximate distance as close as possible to the advertised distance, and recorded data may vary accordingly. Official times refer to race times only and do not include handicap times.)

[] Position in running at each section and finish TAB# Saddle cloth number

-:--:-- No data available at this section

NA No data available

DNT Did not track

BAR# Barrier/Gate Position

DNF Did not finish

DT-W Distance travelled compared to winner in metres

Fastest split

Fastest section

Horse/Jockey Name	Spiritinthesky/S W Hill
Finish Rank	1
Fastest Section Time (Section)	0:14.29 (1400-1200)
Top Speed [km/h] (Section)	50.9 (1400-1200)
Race State	Finished



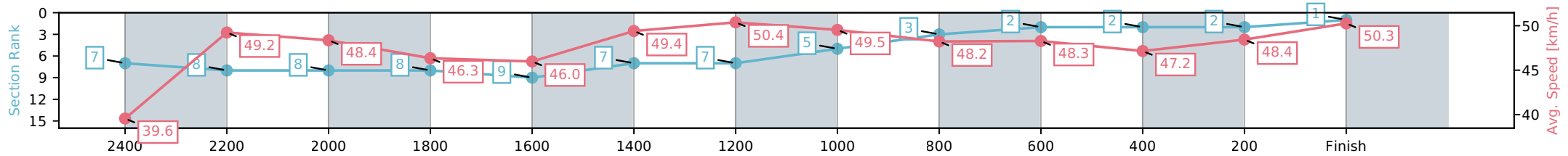
NZ Metropolitan Trotting Club Inc Harness
 Race 2: SIMON SMITH FARRIER RACING REWARDS TROT - 2600m



04 April 2026 - 2:13PM

Weather: Overcast

Section	L2600	L2400	L2200	L2000	L1800	L1600	L1400	L1200	L1000	L800	L600	L400	L200
Section Times	3:19.59 (0:18.00)	3:01.59 [8] (0:14.97)	2:46.63 [8] (0:15.19)	2:31.44 [8] (0:15.54)	2:15.90 [9] (0:16.06)	1:59.85 [7] (0:15.08)	1:44.76 [7] (0:14.29)	1:30.47 [5] (0:15.10)	1:15.37 [3] (0:15.41)	0:59.96 [2] (0:14.92)	0:45.04 [2] (0:15.57)	0:29.47 [2] (0:15.13)	0:14.34 [1] (0:14.34)
Average Speed [km/h]	39.6	49.2	48.4	46.3	46.0	49.4	50.4	49.5	48.2	48.3	47.2	48.4	50.3
Top Speed [km/h]	49.3	49.9	49.9	47.7	47.2	50.2	50.9	50.9	49.1	48.9	47.5	50.0	50.5
Avg. Dist. to Rail [m]	7.2	3.2	2.8	4.3	4.0	4.6	7.2	4.8	4.5	4.7	2.9	3.0	6.0



- [] Ranking at each section and finish
- :-:- No data available at this section
- NA No data available

Horse/Jockey Name	Macho Man/T M Williams
Finish Rank	2
Fastest Section Time (Section)	0:13.68 (200-0)
Top Speed [km/h] (Section)	53.3 (200-0)
Race State	Finished



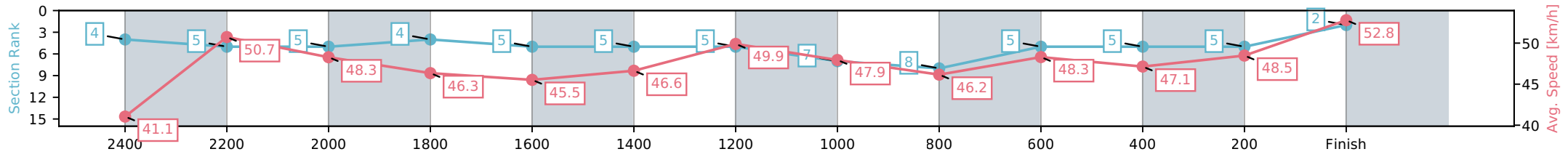
NZ Metropolitan Trotting Club Inc Harness
 Race 2: SIMON SMITH FARRIER RACING REWARDS TROT - 2600m



04 April 2026 - 2:13PM

Weather: Overcast

Section	L2600	L2400	L2200	L2000	L1800	L1600	L1400	L1200	L1000	L800	L600	L400	L200
Section Times	3:19.62 (0:17.33)	3:02.29 [5] (0:14.53)	2:47.76 [5] (0:15.20)	2:32.56 [4] (0:15.54)	2:17.02 [5] (0:16.16)	2:00.86 [5] (0:15.77)	1:45.09 [5] (0:14.43)	1:30.66 [7] (0:15.40)	1:15.25 [8] (0:15.92)	0:59.34 [5] (0:14.91)	0:44.43 [5] (0:15.58)	0:28.84 [5] (0:15.16)	0:13.68 [2] (0:13.68)
Average Speed [km/h]	41.1	50.7	48.3	46.3	45.5	46.6	49.9	47.9	46.2	48.3	47.1	48.5	52.8
Top Speed [km/h]	49.4	51.3	51.0	47.6	47.1	48.7	50.7	49.4	46.9	50.0	48.0	51.3	53.3
Avg. Dist. to Rail [m]	6.1	3.2	2.7	3.0	3.4	2.9	5.7	3.2	2.9	3.7	3.0	3.5	8.1



[] Ranking at each section and finish
 -:-:- No data available at this section
 NA No data available

Horse/Jockey Name	Barrytown/R E Harrison
Finish Rank	3
Fastest Section Time (Section)	0:14.18 (1400-1200)
Top Speed [km/h] (Section)	51.7 (1600-1400)
Race State	Finished



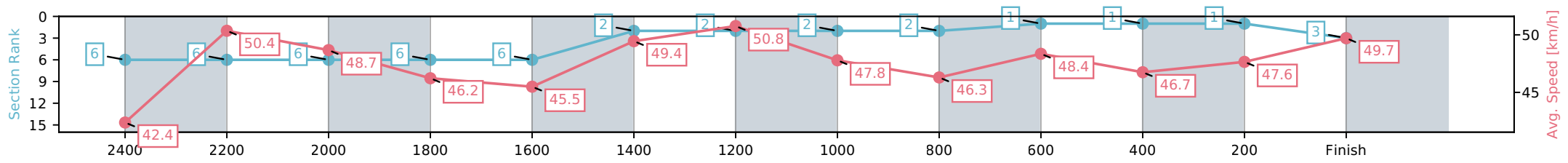
NZ Metropolitan Trotting Club Inc Harness
 Race 2: SIMON SMITH FARRIER RACING REWARDS TROT - 2600m



04 April 2026 - 2:13PM

Weather: Overcast

Section	L2600	L2400	L2200	L2000	L1800	L1600	L1400	L1200	L1000	L800	L600	L400	L200
Section Times	3:19.70 (0:17.62)	3:02.08 [6] (0:14.63)	2:47.45 [6] (0:15.08)	2:32.37 [6] (0:15.58)	2:16.79 [6] (0:16.18)	2:00.61 [2] (0:14.99)	1:45.62 [2] (0:14.18)	1:31.43 [2] (0:15.45)	1:15.98 [2] (0:15.86)	1:00.12 [1] (0:14.89)	0:45.23 [1] (0:15.52)	0:29.71 [1] (0:15.21)	0:14.50 [3] (0:14.50)
Average Speed [km/h]	42.4	50.4	48.7	46.2	45.5	49.4	50.8	47.8	46.3	48.4	46.7	47.6	49.7
Top Speed [km/h]	51.5	51.0	51.1	47.8	47.1	51.7	51.4	49.1	47.8	49.6	47.6	49.9	50.3
Avg. Dist. to Rail [m]	5.9	3.2	2.8	3.4	3.6	4.0	6.5	3.2	2.9	2.9	1.3	1.3	3.8



- [] Ranking at each section and finish
- :-:- No data available at this section
- NA No data available

Horse/Jockey Name	Crown The Moment/B T Hope
Finish Rank	4
Fastest Section Time (Section)	0:14.06 (1400-1200)
Top Speed [km/h] (Section)	52.2 (1400-1200)
Race State	Finished

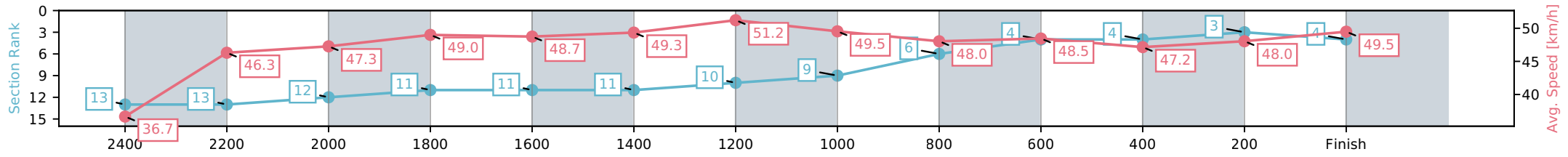


NZ Metropolitan Trotting Club Inc Harness
 Race 2: SIMON SMITH FARRIER RACING REWARDS TROT - 2600m



04 April 2026 - 2:13PM
 Weather: Overcast

Section	L2600	L2400	L2200	L2000	L1800	L1600	L1400	L1200	L1000	L800	L600	L400	L200
Section Times	3:20.28 (0:19.28)	3:01.00 [13] (0:15.96)	2:45.04 [12] (0:15.48)	2:29.56 [11] (0:14.69)	2:14.87 [11] (0:15.06)	1:59.81 [11] (0:14.92)	1:44.89 [10] (0:14.06)	1:30.83 [9] (0:15.10)	1:15.72 [6] (0:15.47)	1:00.25 [4] (0:14.86)	0:45.39 [4] (0:15.57)	0:29.82 [3] (0:15.27)	0:14.55 [4] (0:14.55)
Average Speed [km/h]	36.7	46.3	47.3	49.0	48.7	49.3	51.2	49.5	48.0	48.5	47.2	48.0	49.5
Top Speed [km/h]	47.6	47.7	49.0	49.9	50.4	50.8	52.2	51.0	49.1	49.6	47.7	49.1	50.4
Avg. Dist. to Rail [m]	12.0	3.6	2.6	3.9	3.3	3.1	7.3	4.8	4.5	5.0	2.9	3.0	5.4



[] Ranking at each section and finish
 -:-:- No data available at this section
 NA No data available

Horse/Jockey Name	Jordan Anne/M J Williamson
Finish Rank	5
Fastest Section Time (Section)	0:14.26 (2400-2200)
Top Speed [km/h] (Section)	52.4 (2400-2200)
Race State	Finished



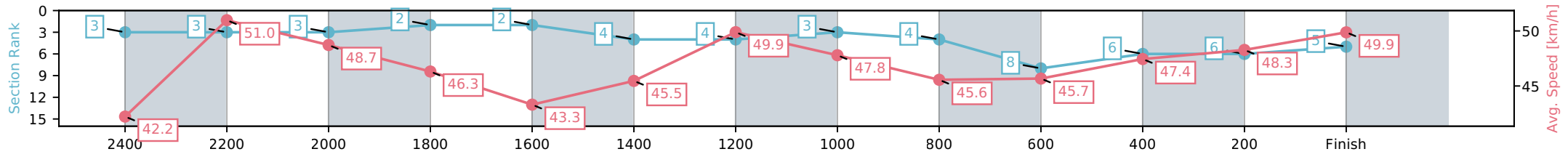
NZ Metropolitan Trotting Club Inc Harness
 Race 2: SIMON SMITH FARRIER RACING REWARDS TROT - 2600m



04 April 2026 - 2:13PM

Weather: Overcast

Section	L2600	L2400	L2200	L2000	L1800	L1600	L1400	L1200	L1000	L800	L600	L400	L200
Section Times	3:20.51 (0:16.85)	3:03.66 [3] (0:14.26)	2:49.41 [3] (0:14.88)	2:34.53 [2] (0:15.55)	2:18.98 [2] (0:16.79)	2:02.19 [4] (0:15.93)	1:46.26 [4] (0:14.43)	1:31.83 [3] (0:15.24)	1:16.59 [4] (0:15.90)	1:00.69 [8] (0:15.77)	0:44.92 [6] (0:15.44)	0:29.48 [6] (0:15.03)	0:14.45 [5] (0:14.45)
Average Speed [km/h]	42.2	51.0	48.7	46.3	43.3	45.5	49.9	47.8	45.6	45.7	47.4	48.3	49.9
Top Speed [km/h]	52.3	52.4	50.3	47.8	44.8	47.5	50.6	49.6	46.6	46.5	49.1	49.4	50.5
Avg. Dist. to Rail [m]	8.1	1.5	1.1	1.6	1.7	1.0	3.5	1.5	1.1	2.5	2.8	1.1	2.1



[] Ranking at each section and finish
 -:-:- No data available at this section
 NA No data available

Horse/Jockey Name	Kingaroy/J R Ford
Finish Rank	6
Fastest Section Time (Section)	0:14.26 (2400-2200)
Top Speed [km/h] (Section)	51.7 (2400-2200)
Race State	Finished

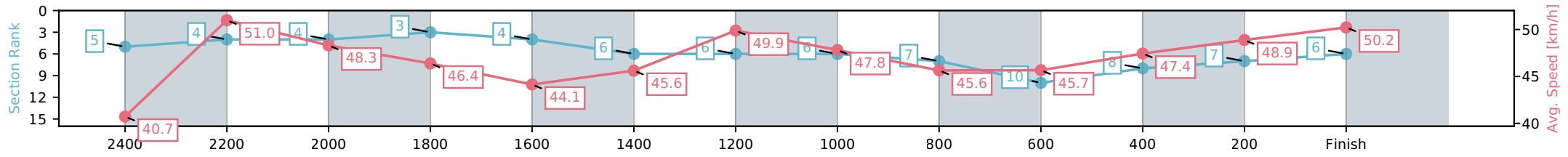


NZ Metropolitan Trotting Club Inc Harness
 Race 2: SIMON SMITH FARRIER RACING REWARDS TROT - 2600m



04 April 2026 - 2:13PM
 Weather: Overcast

Section	L2600	L2400	L2200	L2000	L1800	L1600	L1400	L1200	L1000	L800	L600	L400	L200
Section Times	3:20.63 (0:17.41)	3:03.22 [4] (0:14.26)	2:48.97 [4] (0:15.00)	2:33.96 [3] (0:15.53)	2:18.44 [4] (0:16.47)	2:01.97 [6] (0:15.91)	1:46.06 [6] (0:14.43)	1:31.63 [6] (0:15.23)	1:16.39 [7] (0:15.90)	1:00.49 [10] (0:15.78)	0:44.71 [8] (0:15.49)	0:29.22 [7] (0:14.87)	0:14.35 [6] (0:14.35)
Average Speed [km/h]	40.7	51.0	48.3	46.4	44.1	45.6	49.9	47.8	45.6	45.7	47.4	48.9	50.2
Top Speed [km/h]	51.6	51.7	50.5	47.7	45.8	47.3	50.9	49.6	46.6	46.9	49.2	50.9	51.5
Avg. Dist. to Rail [m]	3.0	1.5	1.1	1.8	1.7	1.2	3.6	1.6	1.3	2.1	3.0	1.9	6.6



[] Ranking at each section and finish
 -:-:- No data available at this section
 NA No data available

Horse/Jockey Name	Sheila Laxon/S E O'Reilly
Finish Rank	7
Fastest Section Time (Section)	0:14.43 (1400-1200)
Top Speed [km/h] (Section)	50.7 (1400-1200)
Race State	Finished



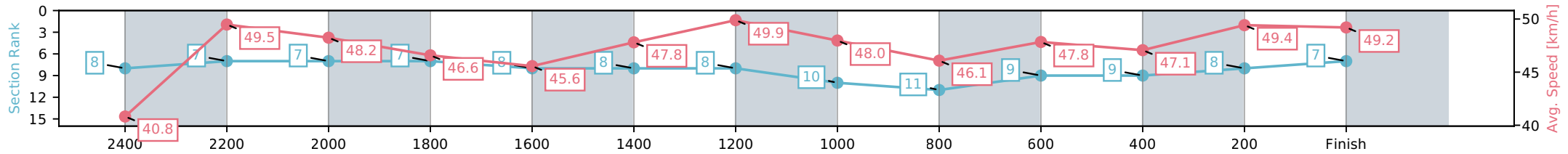
NZ Metropolitan Trotting Club Inc Harness
 Race 2: SIMON SMITH FARRIER RACING REWARDS TROT - 2600m



04 April 2026 - 2:13PM

Weather: Overcast

Section	L2600	L2400	L2200	L2000	L1800	L1600	L1400	L1200	L1000	L800	L600	L400	L200
Section Times	3:21.09 (0:18.17)	3:02.92 [7] (0:14.67)	2:48.25 [7] (0:15.03)	2:33.22 [7] (0:15.46)	2:17.76 [8] (0:16.13)	2:01.63 [8] (0:15.38)	1:46.24 [8] (0:14.43)	1:31.81 [10] (0:15.40)	1:16.42 [11] (0:15.94)	1:00.48 [9] (0:15.04)	0:45.43 [9] (0:15.77)	0:29.66 [8] (0:15.02)	0:14.65 [7] (0:14.65)
Average Speed [km/h]	40.8	49.5	48.2	46.6	45.6	47.8	49.9	48.0	46.1	47.8	47.1	49.4	49.2
Top Speed [km/h]	50.1	49.9	50.1	47.6	46.8	48.8	50.7	49.8	46.9	49.5	48.4	50.1	50.5
Avg. Dist. to Rail [m]	2.9	1.3	1.2	3.2	3.4	2.9	5.3	3.2	2.9	4.0	4.4	4.6	6.5



- [] Ranking at each section and finish
- :-:- No data available at this section
- NA No data available

Horse/Jockey Name	He's My Creation/B N Orange
Finish Rank	8
Fastest Section Time (Section)	0:14.36 (2200-2000)
Top Speed [km/h] (Section)	54.6 (2200-2000)
Race State	Finished



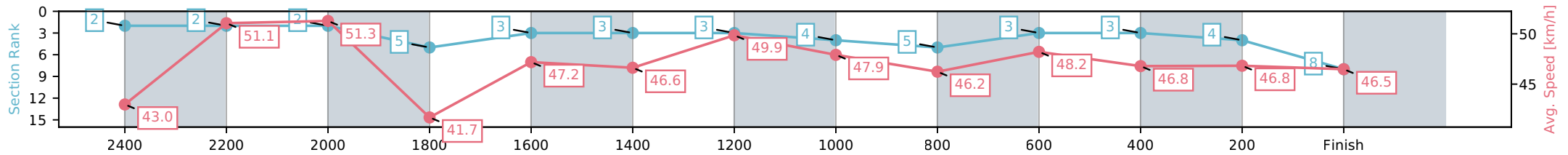
NZ Metropolitan Trotting Club Inc Harness
 Race 2: SIMON SMITH FARRIER RACING REWARDS TROT - 2600m



04 April 2026 - 2:13PM

Weather: Overcast

Section	L2600	L2400	L2200	L2000	L1800	L1600	L1400	L1200	L1000	L800	L600	L400	L200
Section Times	3:21.31 (0:16.59)	3:04.72 [2] (0:14.44)	2:50.28 [2] (0:14.36)	2:35.92 [5] (0:17.31)	2:18.61 [3] (0:15.70)	2:02.92 [3] (0:15.76)	1:47.15 [3] (0:14.45)	1:32.71 [4] (0:15.42)	1:17.29 [5] (0:15.90)	1:01.39 [3] (0:14.93)	0:46.45 [3] (0:15.51)	0:30.94 [4] (0:15.47)	0:15.48 [8] (0:15.48)
Average Speed [km/h]	43.0	51.1	51.3	41.7	47.2	46.6	49.9	47.9	46.2	48.2	46.8	46.8	46.5
Top Speed [km/h]	53.3	52.8	54.6	46.8	48.5	48.8	50.3	49.3	47.3	49.8	47.3	47.5	48.1
Avg. Dist. to Rail [m]	10.0	3.3	3.3	8.5	4.6	2.8	5.7	3.3	2.9	3.4	1.4	1.2	3.6



- [] Ranking at each section and finish
- :-:- No data available at this section
- NA No data available

Horse/Jockey Name	Joany Baby/M B Holbrough
Finish Rank	9
Fastest Section Time (Section)	0:14.24 (1400-1200)
Top Speed [km/h] (Section)	51.5 (1400-1200)
Race State	Finished

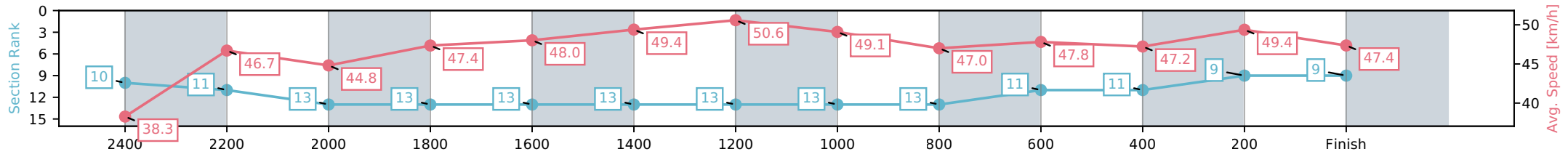


NZ Metropolitan Trotting Club Inc Harness
 Race 2: SIMON SMITH FARRIER RACING REWARDS TROT - 2600m



04 April 2026 - 2:13PM
 Weather: Overcast

Section	L2600	L2400	L2200	L2000	L1800	L1600	L1400	L1200	L1000	L800	L600	L400	L200
Section Times	3:21.95 (0:18.48)	3:03.47 [11] (0:15.98)	2:47.49 [13] (0:16.65)	2:30.84 [13] (0:15.20)	2:15.64 [13] (0:15.12)	2:00.52 [13] (0:14.67)	1:45.85 [13] (0:14.24)	1:31.61 [13] (0:14.93)	1:16.68 [13] (0:15.66)	1:01.02 [11] (0:15.06)	0:45.96 [11] (0:15.75)	0:30.21 [9] (0:15.04)	0:15.16 [9] (0:15.16)
Average Speed [km/h]	38.3	46.7	44.8	47.4	48.0	49.4	50.6	49.1	47.0	47.8	47.2	49.4	47.4
Top Speed [km/h]	46.3	48.9	46.5	48.9	49.2	50.8	51.5	50.2	49.3	49.0	48.7	50.6	50.6
Avg. Dist. to Rail [m]	14.4	4.8	5.0	4.3	2.0	1.1	4.2	2.3	3.1	4.2	4.8	4.9	8.7



[] Ranking at each section and finish
 -:-:- No data available at this section
 NA No data available

Horse/Jockey Name	Kowhai Summit/G N Thornley
Finish Rank	10
Fastest Section Time (Section)	0:14.42 (1400-1200)
Top Speed [km/h] (Section)	51.2 (2200-2000)
Race State	Finished



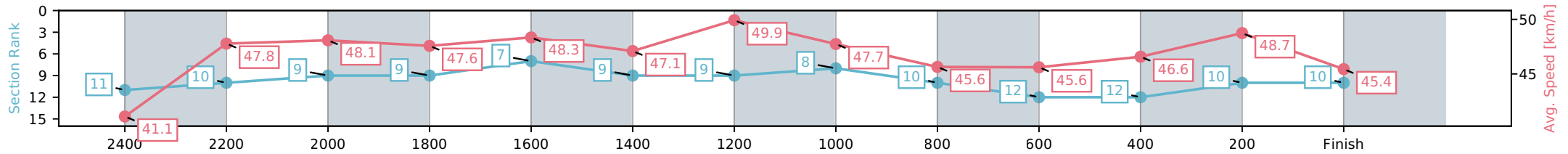
NZ Metropolitan Trotting Club Inc Harness
 Race 2: SIMON SMITH FARRIER RACING REWARDS TROT - 2600m



04 April 2026 - 2:13PM

Weather: Overcast

Section	L2600	L2400	L2200	L2000	L1800	L1600	L1400	L1200	L1000	L800	L600	L400	L200
Section Times	3:22.66 (0:18.53)	3:04.13 [10] (0:15.49)	2:48.64 [9] (0:15.31)	2:33.33 [9] (0:15.13)	2:18.19 [7] (0:14.99)	2:03.20 [9] (0:15.40)	1:47.80 [9] (0:14.42)	1:33.38 [8] (0:15.26)	1:18.12 [10] (0:15.91)	1:02.21 [12] (0:15.78)	0:46.42 [12] (0:15.65)	0:30.77 [10] (0:14.97)	0:15.80 [10] (0:15.80)
Average Speed [km/h]	41.1	47.8	48.1	47.6	48.3	47.1	49.9	47.7	45.6	45.6	46.6	48.7	45.4
Top Speed [km/h]	49.3	49.5	51.2	48.2	49.2	47.9	51.1	49.7	46.5	47.4	48.2	49.9	49.7
Avg. Dist. to Rail [m]	10.3	3.8	3.1	3.3	1.5	1.2	3.7	1.6	1.3	2.3	1.8	1.9	2.5



- [] Ranking at each section and finish
- :-:- No data available at this section
- NA No data available

Horse/Jockey Name	Natives Inferno/K G Cameron
Finish Rank	11
Fastest Section Time (Section)	0:14.48 (1400-1200)
Top Speed [km/h] (Section)	50.7 (1400-1200)
Race State	Finished



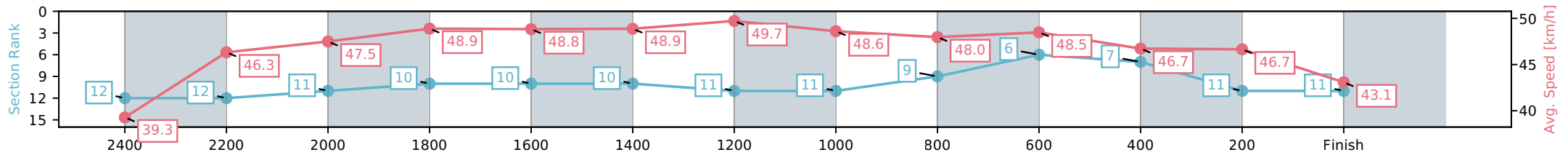
NZ Metropolitan Trotting Club Inc Harness
 Race 2: SIMON SMITH FARRIER RACING REWARDS TROT -
 2600m



04 April 2026 - 2:13PM

Weather: Overcast

Section	L2600	L2400	L2200	L2000	L1800	L1600	L1400	L1200	L1000	L800	L600	L400	L200
Section Times	3:23.51 (0:18.95)	3:04.56 [12] (0:15.95)	2:48.61 [11] (0:15.43)	2:33.18 [10] (0:14.73)	2:18.45 [10] (0:15.05)	2:03.40 [10] (0:15.06)	1:48.35 [11] (0:14.48)	1:33.87 [11] (0:15.23)	1:18.64 [9] (0:15.52)	1:03.12 [6] (0:14.85)	0:48.27 [7] (0:15.88)	0:32.39 [11] (0:15.74)	0:16.65 [11] (0:16.65)
Average Speed [km/h]	39.3	46.3	47.5	48.9	48.8	48.9	49.7	48.6	48.0	48.5	46.7	46.7	43.1
Top Speed [km/h]	47.4	47.2	49.3	49.4	50.2	50.2	50.7	50.0	49.2	49.9	47.3	46.9	46.9
Avg. Dist. to Rail [m]	5.4	3.6	2.8	4.0	3.4	3.0	5.4	3.5	4.6	5.2	4.3	3.1	4.9



- [] Ranking at each section and finish
- :-:- No data available at this section
- NA No data available

Horse/Jockey Name	Silvester/John R Dunn
Finish Rank	12
Fastest Section Time (Section)	0:14.28 (1400-1200)
Top Speed [km/h] (Section)	51.2 (2200-2000)
Race State	Finished



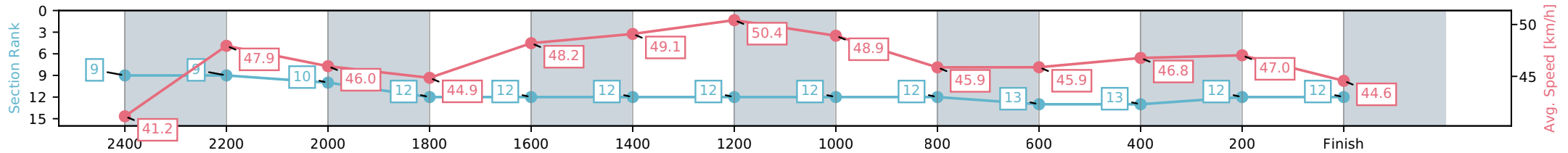
NZ Metropolitan Trotting Club Inc Harness
 Race 2: SIMON SMITH FARRIER RACING REWARDS TROT - 2600m



04 April 2026 - 2:13PM

Weather: Overcast

Section	L2600	L2400	L2200	L2000	L1800	L1600	L1400	L1200	L1000	L800	L600	L400	L200
Section Times	3:24.13 (0:18.28)	3:05.85 [9] (0:15.42)	2:50.43 [10] (0:16.10)	2:34.33 [12] (0:16.06)	2:18.26 [12] (0:15.10)	2:03.16 [12] (0:14.76)	1:48.40 [12] (0:14.28)	1:34.12 [12] (0:14.91)	1:19.21 [12] (0:15.85)	1:03.35 [13] (0:15.70)	0:47.66 [13] (0:15.83)	0:31.83 [12] (0:15.71)	0:16.12 [12] (0:16.12)
Average Speed [km/h]	41.2	47.9	46.0	44.9	48.2	49.1	50.4	48.9	45.9	45.9	46.8	47.0	44.6
Top Speed [km/h]	49.3	49.5	51.2	48.5	48.6	50.8	51.0	50.3	47.7	47.0	47.2	47.7	47.8
Avg. Dist. to Rail [m]	7.0	3.4	4.0	5.8	2.2	1.1	3.9	1.7	1.5	3.0	4.2	4.0	6.8



- [] Ranking at each section and finish
- :-:- No data available at this section
- NA No data available

Horse/Jockey Name	Prince Tekal/ R Cameron
Finish Rank	13
Fastest Section Time (Section)	0:14.23 (2400-2200)
Top Speed [km/h] (Section)	54.1 (2600 - 2400)
Race State	Finished

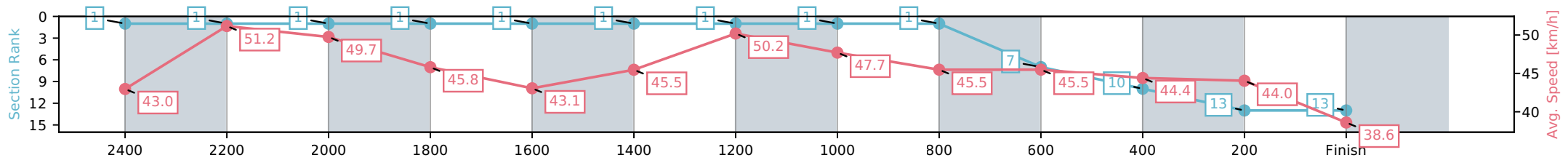


NZ Metropolitan Trotting Club Inc Harness
 Race 2: SIMON SMITH FARRIER RACING REWARDS TROT - 2600m



04 April 2026 - 2:13PM
 Weather: Overcast

Section	L2600	L2400	L2200	L2000	L1800	L1600	L1400	L1200	L1000	L800	L600	L400	L200
Section Times	3:26.66 (0:16.50)	3:10.16 [1] (0:14.23)	2:55.93 [1] (0:14.61)	2:41.32 [1] (0:15.72)	2:25.60 [1] (0:16.87)	2:08.73 [1] (0:15.96)	1:52.77 [1] (0:14.35)	1:38.42 [1] (0:15.28)	1:23.14 [1] (0:15.96)	1:07.18 [7] (0:15.83)	0:51.35 [10] (0:16.37)	0:34.98 [13] (0:16.42)	0:18.56 [13] (0:18.56)
Average Speed [km/h]	43.0	51.2	49.7	45.8	43.1	45.5	50.2	47.7	45.5	45.5	44.4	44.0	38.6
Top Speed [km/h]	54.1	54.0	51.7	47.8	44.1	47.4	51.0	49.7	46.3	46.5	44.8	44.5	44.2
Avg. Dist. to Rail [m]	4.6	1.7	1.5	1.8	1.7	1.3	4.1	1.7	1.4	2.0	1.4	1.1	4.5



[] Ranking at each section and finish
 -:-:- No data available at this section
 NA No data available

Horse/Jockey Name	Senior Constable Liz/W J House
Finish Rank	14
Fastest Section Time (Section)	0:14.42 (1400-1200)
Top Speed [km/h] (Section)	50.4 (2200-2000)
Race State	Finished



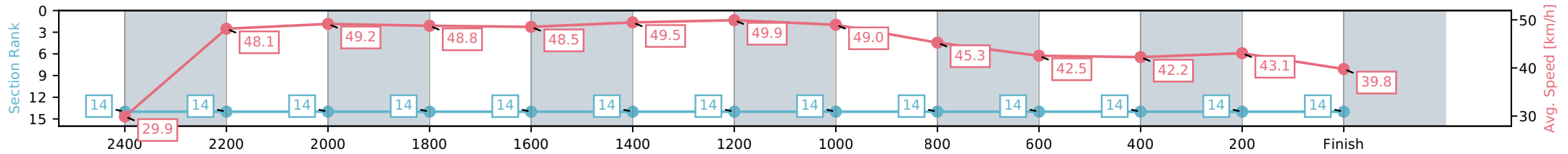
NZ Metropolitan Trotting Club Inc Harness
 Race 2: SIMON SMITH FARRIER RACING REWARDS TROT - 2600m



04 April 2026 - 2:13PM

Weather: Overcast

Section	L2600	L2400	L2200	L2000	L1800	L1600	L1400	L1200	L1000	L800	L600	L400	L200
Section Times	3:32.20 (0:23.40)	3:08.80 [14] (0:15.32)	2:53.48 [14] (0:14.79)	2:38.69 [14] (0:14.76)	2:23.93 [14] (0:14.95)	2:08.98 [14] (0:14.67)	1:54.31 [14] (0:14.42)	1:39.88 [14] (0:14.88)	1:25.00 [14] (0:16.03)	1:08.97 [14] (0:16.93)	0:52.04 [14] (0:17.17)	0:34.87 [14] (0:16.86)	0:18.00 [14] (0:18.00)
Average Speed [km/h]	29.9	48.1	49.2	48.8	48.5	49.5	49.9	49.0	45.3	42.5	42.2	43.1	39.8
Top Speed [km/h]	41.4	49.5	50.4	49.1	48.9	50.0	50.2	50.3	47.4	43.4	42.7	43.3	43.2
Avg. Dist. to Rail [m]	13.0	3.8	1.6	2.6	1.6	1.4	4.5	1.7	1.4	2.0	1.4	1.7	4.1



- [] Ranking at each section and finish
- :-:- No data available at this section
- NA No data available