



NZ Metropolitan Trotting Club Inc Harness

Race 3: DREAM HAIR BY JAIMEE RACING REWARDS MOBILE PACE - 2600m

04 April 2026 - 2:38PM

Weather: Overcast



Field Times	3:11.16	2:59.03	2:44.59	2:29.96	2:14.99	1:58.94	1:43.66	1:29.10
(Race Tempo)	(0:12.12)	(0:14.45)	(0:14.63)	(0:14.97)	(0:16.05)	(0:15.28)	(0:14.56)	(0:14.63)

Rank	TAB#	Horse	Overall Time	First 400m	Top Speed km/h (Section)	L2600	L2400	L2200	L2000	L1800	L1600	L1400	L1200
	(BAR#)	Driver	Margin (DT-W)	Last 600m	Fastest Section (Time)	Start - 2400	2400 - 2200	2200 - 2000	2000 - 1800	1800 - 1600	1600 - 1400	1400 - 1200	1200 - 1000
1	4	Playing With Stars	3:11.16	0:27.43	55.3 (2600 - 2400)	3:11.16	2:58.59 [7]	2:43.73 [8]	2:28.59 [8]	2:13.70 [8]	1:57.58 [8]	1:42.25 [9]	1:27.81 [8]
	(4)	S W Hill		0:43.48	2600 - 2400 (0:12.57)	(0:12.57)	(0:14.86)	(0:15.14)	(0:14.89)	(0:16.12)	(0:15.33)	(0:14.44)	(0:14.52)
2	3	Jukebox Gypsy	3:11.60	0:26.69	56.6 (2600 - 2400)	3:11.60	2:59.36 [4]	2:44.90 [2]	2:30.02 [3]	2:15.08 [3]	1:59.00 [2]	1:43.73 [2]	1:29.19 [3]
	(3)	S E O'Reilly	2.5L (-30)	0:44.68	2600 - 2400 (0:12.24)	(0:12.24)	(0:14.45)	(0:14.88)	(0:14.94)	(0:16.08)	(0:15.27)	(0:14.54)	(0:14.64)
3	11	Style Council	3:11.74	0:27.76	55.3 (2600 - 2400)	3:11.74	2:58.84 [8]	2:43.98 [9]	2:28.79 [10]	2:13.94 [10]	1:57.83 [10]	1:42.49 [10]	1:27.99 [10]
	(11)	K G Cameron	3.3L (-1)	0:43.74	2600 - 2400 (0:12.90)	(0:12.90)	(0:14.86)	(0:15.20)	(0:14.84)	(0:16.12)	(0:15.33)	(0:14.50)	(0:14.47)
4	8	Normie Stead	3:11.80	0:26.57	57.6 (2600 - 2400)	3:11.80	2:59.68 [1]	2:45.23 [1]	2:30.60 [1]	2:15.62 [1]	1:59.58 [1]	1:44.30 [1]	1:29.74 [1]
	(8)	John R Dunn	3.7L (-21)	0:45.20	2600 - 2400 (0:12.12)	(0:12.12)	(0:14.45)	(0:14.63)	(0:14.97)	(0:16.05)	(0:15.28)	(0:14.56)	(0:14.63)
5	6	Always Bee Gee	3:11.97	0:27.13	57.2 (2600 - 2400)	3:11.97	2:59.69 [5]	2:44.84 [6]	2:29.74 [6]	2:14.85 [6]	1:58.71 [7]	1:43.36 [7]	1:28.90 [7]
	(6)	S J Thornley	4.7L (-3)	0:44.61	2600 - 2400 (0:12.28)	(0:12.28)	(0:14.85)	(0:15.10)	(0:14.89)	(0:16.13)	(0:15.36)	(0:14.45)	(0:14.52)
6	10	Heaven	3:12.09	0:27.38	55.0 (2600 - 2400)	3:12.09	2:59.12 [9]	2:44.71 [7]	2:29.65 [7]	2:14.87 [7]	1:58.84 [6]	1:43.59 [6]	1:29.05 [6]
	(10)	R D Close	5.3L (-21)	0:44.53	2600 - 2400 (0:12.97)	(0:12.97)	(0:14.41)	(0:15.06)	(0:14.78)	(0:16.03)	(0:15.25)	(0:14.54)	(0:14.66)
7	2	Rockin Roman	3:12.12	0:26.98	55.9 (2600 - 2400)	3:12.12	2:59.60 [6]	2:45.14 [5]	2:30.20 [5]	2:15.29 [5]	1:59.21 [4]	1:43.93 [4]	1:29.42 [4]
	(2)	A M Butt	5.5L (-30)	0:44.90	2600 - 2400 (0:12.52)	(0:12.52)	(0:14.46)	(0:14.94)	(0:14.91)	(0:16.08)	(0:15.28)	(0:14.51)	(0:14.66)
8	7	Art Jordan	3:12.93	0:26.78	57.0 (2600 - 2400)	3:12.93	3:00.72 [2]	2:46.16 [3]	2:31.17 [4]	2:16.15 [4]	2:00.01 [5]	1:44.62 [5]	1:30.21 [5]
	(7)	C J Dalgety	10.1L (-7)	0:45.85	2600 - 2400 (0:12.21)	(0:12.21)	(0:14.57)	(0:14.99)	(0:15.02)	(0:16.14)	(0:15.40)	(0:14.41)	(0:14.57)
9	9	Babe On The Beach	3:12.98	0:26.90	57.8 (2600 - 2400)	3:12.98	3:00.77 [3]	2:46.07 [4]	2:31.65 [2]	2:16.54 [2]	2:00.38 [3]	1:44.97 [3]	1:30.59 [2]
	(9)	C R Ferguson	10.4L (-5)	0:46.24	2600 - 2400 (0:12.21)	(0:12.21)	(0:14.69)	(0:14.43)	(0:15.11)	(0:16.16)	(0:15.41)	(0:14.38)	(0:14.60)
10	5	Interrigator	3:13.30	0:28.07	52.5 (2400-2200)	3:13.30	3:00.08 [10]	2:45.22 [11]	2:29.97 [11]	2:15.14 [11]	1:59.06 [11]	1:43.71 [11]	1:29.01 [11]
	(5)	M J Williamson	12.3L (-16)	0:44.96	2600 - 2400 (0:13.22)	(0:13.22)	(0:14.85)	(0:15.26)	(0:14.82)	(0:16.09)	(0:15.34)	(0:14.70)	(0:14.42)

Scratched: Times Like These (#1)

Report Created: Sat 04 April 2026

(Note: Races are conducted over an approximate distance as close as possible to the advertised distance, and recorded data may vary accordingly. Official times refer to race times only and do not include handicap times.)

[] Position in running at each section and finish TAB# Saddle cloth number

-:--:-- No data available at this section

NA No data available

DNT Did not track

BAR# Barrier/Gate Position

DNF Did not finish

DT-W Distance travelled compared to winner in metres

Fastest split

Fastest section



NZ Metropolitan Trotting Club Inc Harness
 Race 3: DREAM HAIR BY JAIMEE RACING REWARDS MOBILE PACE - 2600m
 04 April 2026 - 2:38PM



Weather: Overcast

Field Times (Race Tempo) 3:11.16 (0:12.12) 2:59.03 (0:14.45) 2:44.59 (0:14.63) 2:29.96 (0:14.97) 2:14.99 (0:16.05) 1:58.94 (0:15.28) 1:43.66 (0:14.56) 1:29.10 (0:14.63)

Rank	TAB#	Horse	Overall Time	First 400m	Top Speed km/h (Section)	L2600	L2400	L2200	L2000	L1800	L1600	L1400	L1200
	(BAR#)	Driver	Margin (DT-W)	Last 600m	Fastest Section (Time)	Start - 2400	2400 - 2200	2200 - 2000	2000 - 1800	1800 - 1600	1600 - 1400	1400 - 1200	1200 - 1000
11	13	Amalfi	3:13.83	0:28.43	53.0 (1200-1000)	3:13.83	3:00.28 [12]	2:45.39 [12]	2:30.11 [12]	2:15.34 [12]	1:59.19 [12]	1:43.86 [12]	1:29.06 [12]
	(13)	T M Williams	15.3L (-11)	0:45.32	2600 - 2400 (0:13.55)	(0:13.55)	(0:14.88)	(0:15.28)	(0:14.77)	(0:16.15)	(0:15.33)	(0:14.81)	(0:14.08)
12	15	Carlin	3:13.86	0:29.10	52.9 (1200-1000)	3:13.86	3:00.26 [13]	2:44.76 [14]	2:29.40 [14]	2:14.75 [14]	1:58.51 [14]	1:43.28 [14]	1:28.41 [14]
	(15)	M B Holbrough	15.4L (+3)	0:44.67	2600 - 2400 (0:13.60)	(0:13.60)	(0:15.50)	(0:15.36)	(0:14.65)	(0:16.24)	(0:15.23)	(0:14.87)	(0:14.15)
13	12	Major Li	3:18.62	0:27.77	53.3 (2600 - 2400)	3:18.62	3:05.24 [11]	2:50.84 [10]	2:35.76 [9]	2:20.92 [9]	2:05.01 [9]	1:49.74 [8]	1:35.26 [9]
	(12)	B N Orange	42.6L (-27)	0:50.45	2600 - 2400 (0:13.38)	(0:13.38)	(0:14.39)	(0:15.09)	(0:14.83)	(0:15.91)	(0:15.28)	(0:14.48)	(0:14.68)
14	14	Didjashoutthebar	3:18.65	0:28.77	52.9 (1200-1000)	3:18.65	3:04.99 [14]	2:49.87 [13]	2:34.52 [13]	2:19.85 [13]	2:03.64 [13]	1:48.40 [13]	1:33.54 [13]
	(14)	S J Tomlinson	42.8L (-4)	0:49.78	2600 - 2400 (0:13.66)	(0:13.66)	(0:15.11)	(0:15.35)	(0:14.68)	(0:16.21)	(0:15.24)	(0:14.85)	(0:14.18)

Scratched: Times Like These (#1)

Report Created: Sat 04 April 2026

(Note: Races are conducted over an approximate distance as close as possible to the advertised distance, and recorded data may vary accordingly. Official times refer to race times only and do not include handicap times.)

[] Position in running at each section and finish TAB# Saddle cloth number

-:--:-- No data available at this section

NA No data available

DNT Did not track

BAR# Barrier/Gate Position

DNF Did not finish

DT-W Distance travelled compared to winner in metres

Fastest split

Fastest section



NZ Metropolitan Trotting Club Inc Harness

Race 3: DREAM HAIR BY JAIMEE RACING REWARDS MOBILE PACE - 2600m

04 April 2026 - 2:38PM

Weather: Overcast



Field Times	1:14.46	0:59.54	0:44.56	0:29.20	0:14.17
(Race Tempo)	(0:14.92)	(0:14.98)	(0:15.36)	(0:15.03)	(0:14.17)

Rank	TAB#	Horse	Overall Time	First 400m	Top Speed km/h (Section)	L1000	L800	L600	L400	L200			
	(BAR#)	Driver	Margin (DT-W)	Last 600m	Fastest Section (Time)	1000 - 800	800 - 600	600 - 400	400 - 200	200 - Finish			
1	4	Playing With Stars	3:11.16	0:27.43	55.3 (2600 - 2400)	1:13.29 [8]	0:58.33 [8]	0:43.48 [8]	0:28.39 [7]	0:13.99 [2]			
	(4)	S W Hill		0:43.48	2600 - 2400 (0:12.57)	(0:14.96)	(0:14.85)	(0:15.09)	(0:14.40)	(0:13.99)			
2	3	Jukebox Gypsy	3:11.60	0:26.69	56.6 (2600 - 2400)	1:14.56 [3]	0:59.66 [3]	0:44.68 [3]	0:29.34 [2]	0:14.38 [3]			
	(3)	S E O'Reilly	2.5L (-30)	0:44.68	2600 - 2400 (0:12.24)	(0:14.90)	(0:14.98)	(0:15.34)	(0:14.96)	(0:14.38)			
3	11	Style Council	3:11.74	0:27.76	55.3 (2600 - 2400)	1:13.52 [10]	0:58.59 [10]	0:43.75 [9]	0:28.60 [9]	0:14.12 [7]			
	(11)	K G Cameron	3.3L (-1)	0:43.74	2600 - 2400 (0:12.90)	(0:14.94)	(0:14.84)	(0:15.14)	(0:14.48)	(0:14.12)			
4	8	Normie Stead	3:11.80	0:26.57	57.6 (2600 - 2400)	1:15.10 [1]	1:00.18 [1]	0:45.20 [1]	0:29.84 [1]	0:14.81 [1]			
	(8)	John R Dunn	3.7L (-21)	0:45.20	2600 - 2400 (0:12.12)	(0:14.92)	(0:14.98)	(0:15.36)	(0:15.03)	(0:14.81)			
5	6	Always Bee Gee	3:11.97	0:27.13	57.2 (2600 - 2400)	1:14.38 [6]	0:59.44 [6]	0:44.61 [6]	0:29.50 [4]	0:14.72 [4]			
	(6)	S J Thornley	4.7L (-3)	0:44.61	2600 - 2400 (0:12.28)	(0:14.94)	(0:14.84)	(0:15.11)	(0:14.78)	(0:14.72)			
6	10	Heaven	3:12.09	0:27.38	55.0 (2600 - 2400)	1:14.39 [7]	0:59.47 [7]	0:44.53 [7]	0:29.06 [8]	0:14.40 [8]			
	(10)	R D Close	5.3L (-21)	0:44.53	2600 - 2400 (0:12.97)	(0:14.92)	(0:14.94)	(0:15.47)	(0:14.66)	(0:14.40)			
7	2	Rockin Roman	3:12.12	0:26.98	55.9 (2600 - 2400)	1:14.76 [5]	0:59.86 [5]	0:44.89 [5]	0:29.55 [5]	0:14.56 [6]			
	(2)	A M Butt	5.5L (-30)	0:44.90	2600 - 2400 (0:12.52)	(0:14.90)	(0:14.97)	(0:15.34)	(0:15.00)	(0:14.56)			
8	7	Art Jordan	3:12.93	0:26.78	57.0 (2600 - 2400)	1:15.64 [4]	1:00.73 [4]	0:45.86 [4]	0:30.24 [6]	0:15.08 [9]			
	(7)	C J Dalgety	10.1L (-7)	0:45.85	2600 - 2400 (0:12.21)	(0:14.91)	(0:14.87)	(0:15.62)	(0:15.15)	(0:15.08)			
9	9	Babe On The Beach	3:12.98	0:26.90	57.8 (2600 - 2400)	1:15.99 [2]	1:01.11 [2]	0:46.25 [2]	0:30.66 [3]	0:15.54 [5]			
	(9)	C R Ferguson	10.4L (-5)	0:46.24	2600 - 2400 (0:12.21)	(0:14.87)	(0:14.87)	(0:15.58)	(0:15.12)	(0:15.54)			
10	5	Interrorgator	3:13.30	0:28.07	52.5 (2400-2200)	1:14.58 [11]	0:59.88 [11]	0:44.96 [11]	0:29.72 [10]	0:15.29 [10]			
	(5)	M J Williamson	12.3L (-16)	0:44.96	2600 - 2400 (0:13.22)	(0:14.71)	(0:14.92)	(0:15.24)	(0:14.43)	(0:15.29)			

Scratched: Times Like These (#1)

Report Created: Sat 04 April 2026

(Note: Races are conducted over an approximate distance as close as possible to the advertised distance, and recorded data may vary accordingly. Official times refer to race times only and do not include handicap times.)

[] Position in running at each section and finish TAB# Saddle cloth number
 -:-- No data available at this section BAR# Barrier/Gate Position
 NA No data available DNF Did not finish
 DNT Did not track DT-W Distance travelled compared to winner in metres

Fastest split
 Fastest section



NZ Metropolitan Trotting Club Inc Harness

Race 3: DREAM HAIR BY JAIMEE RACING REWARDS MOBILE PACE - 2600m

04 April 2026 - 2:38PM

Weather: Overcast



Field Times	1:14.46	0:59.54	0:44.56	0:29.20	0:14.17
(Race Tempo)	(0:14.92)	(0:14.98)	(0:15.36)	(0:15.03)	(0:14.17)

Rank	TAB#	Horse	Overall Time	First 400m	Top Speed km/h (Section)	L1000	L800	L600	L400	L200			
	(BAR#)	Driver	Margin (DT-W)	Last 600m	Fastest Section (Time)	1000 - 800	800 - 600	600 - 400	400 - 200	200 - Finish			
11	13	Amalfi	3:13.83	0:28.43	53.0 (1200-1000)	1:14.98 [12]	1:00.17 [12]	0:45.32 [12]	0:29.62 [12]	0:14.89 [11]			
	(13)	T M Williams	15.3L (-11)	0:45.32	2600 - 2400 (0:13.55)	(0:14.81)	(0:14.85)	(0:15.70)	(0:14.73)	(0:14.89)			
12	15	Carlin	3:13.86	0:29.10	52.9 (1200-1000)	1:14.26 [14]	0:59.59 [14]	0:44.67 [14]	0:29.35 [13]	0:14.80 [12]			
	(15)	M B Holbrough	15.4L (+3)	0:44.67	2600 - 2400 (0:13.60)	(0:14.68)	(0:14.92)	(0:15.32)	(0:14.55)	(0:14.80)			
13	12	Major Li	3:18.62	0:27.77	53.3 (2600 - 2400)	1:20.57 [9]	1:05.59 [9]	0:50.45 [10]	0:34.50 [11]	0:18.01 [13]			
	(12)	B N Orange	42.6L (-27)	0:50.45	2600 - 2400 (0:13.38)	(0:14.98)	(0:15.14)	(0:15.94)	(0:16.50)	(0:18.01)			
14	14	Didjashoutthebar	3:18.65	0:28.77	52.9 (1200-1000)	1:19.36 [13]	1:04.70 [13]	0:49.78 [13]	0:33.69 [14]	0:17.26 [14]			
	(14)	S J Tomlinson	42.8L (-4)	0:49.78	2600 - 2400 (0:13.66)	(0:14.66)	(0:14.92)	(0:16.09)	(0:16.43)	(0:17.26)			

Scratched: Times Like These (#1)

Report Created: Sat 04 April 2026

(Note: Races are conducted over an approximate distance as close as possible to the advertised distance, and recorded data may vary accordingly. Official times refer to race times only and do not include handicap times.)

[] Position in running at each section and finish TAB# Saddle cloth number

Fastest split

-:-- No data available at this section

BAR# Barrier/Gate Position

Fastest section

NA No data available

DNF Did not finish

DNT Did not track

DT-W Distance travelled compared to winner in metres

Horse/Jockey Name	Playing With Stars/S W Hill
Finish Rank	1
Fastest Section Time (Section)	0:12.57 (2600 - 2400)
Top Speed [km/h] (Section)	55.3 (2600 - 2400)
Race State	Finished



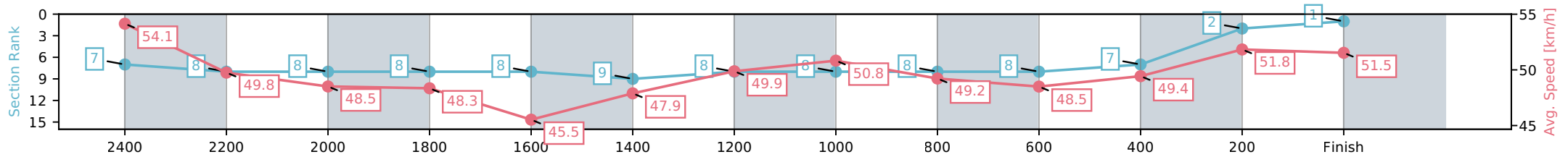
NZ Metropolitan Trotting Club Inc Harness
 Race 3: DREAM HAIR BY JAIMEE RACING REWARDS
 MOBILE PACE - 2600m



04 April 2026 - 2:38PM

Weather: Overcast

Section	L2600	L2400	L2200	L2000	L1800	L1600	L1400	L1200	L1000	L800	L600	L400	L200
Section Times	3:11.16 (0:12.57)	2:58.59 [8] (0:14.86)	2:43.73 [8] (0:15.14)	2:28.59 [8] (0:14.89)	2:13.70 [8] (0:16.12)	1:57.58 [9] (0:15.33)	1:42.25 [8] (0:14.44)	1:27.81 [8] (0:14.52)	1:13.29 [8] (0:14.96)	0:58.33 [8] (0:14.85)	0:43.48 [7] (0:15.09)	0:28.39 [2] (0:14.40)	0:13.99 [1] (0:13.99)
Average Speed [km/h]	54.1	49.8	48.5	48.3	45.5	47.9	49.9	50.8	49.2	48.5	49.4	51.8	51.5
Top Speed [km/h]	55.3	53.4	49.9	50.4	46.4	48.8	51.6	51.3	51.0	49.9	50.5	53.2	53.1
Avg. Dist. to Rail [m]	5.3	3.4	2.7	3.3	3.1	2.7	4.8	3.2	2.9	3.6	4.8	5.5	6.9



- [] Ranking at each section and finish
- :-:- No data available at this section
- NA No data available

Horse/Jockey Name	Jukebox Gypsy/S E O'Reilly
Finish Rank	2
Fastest Section Time (Section)	0:12.24 (2600 - 2400)
Top Speed [km/h] (Section)	56.6 (2600 - 2400)
Race State	Finished



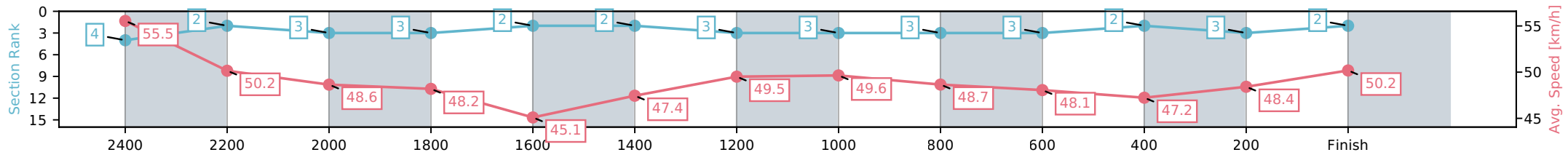
NZ Metropolitan Trotting Club Inc Harness
 Race 3: DREAM HAIR BY JAIMEE RACING REWARDS
 MOBILE PACE - 2600m



04 April 2026 - 2:38PM

Weather: Overcast

Section	L2600	L2400	L2200	L2000	L1800	L1600	L1400	L1200	L1000	L800	L600	L400	L200
Section Times	3:11.60 (0:12.24)	2:59.36 [2] (0:14.45)	2:44.90 [3] (0:14.88)	2:30.02 [3] (0:14.94)	2:15.08 [2] (0:16.08)	1:59.00 [2] (0:15.27)	1:43.73 [3] (0:14.54)	1:29.19 [3] (0:14.64)	1:14.56 [3] (0:14.90)	0:59.66 [3] (0:14.98)	0:44.68 [2] (0:15.34)	0:29.34 [3] (0:14.96)	0:14.38 [2] (0:14.38)
Average Speed [km/h]	55.5	50.2	48.6	48.2	45.1	47.4	49.5	49.6	48.7	48.1	47.2	48.4	50.2
Top Speed [km/h]	56.6	54.9	49.6	50.9	45.9	49.4	49.9	50.2	50.5	48.7	47.8	50.4	51.4
Avg. Dist. to Rail [m]	3.5	1.0	0.9	1.5	1.3	1.0	3.2	1.2	1.1	1.7	1.2	0.9	1.9



- [] Ranking at each section and finish
- :-:- No data available at this section
- NA No data available

Horse/Jockey Name	Style Council/K G Cameron
Finish Rank	3
Fastest Section Time (Section)	0:12.90 (2600 - 2400)
Top Speed [km/h] (Section)	55.3 (2600 - 2400)
Race State	Finished



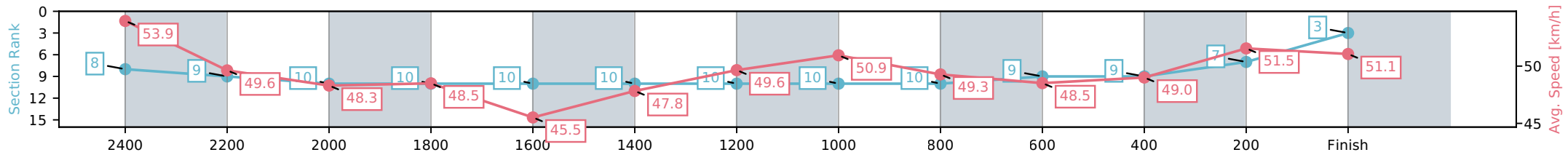
NZ Metropolitan Trotting Club Inc Harness
 Race 3: DREAM HAIR BY JAIMEE RACING REWARDS
 MOBILE PACE - 2600m



04 April 2026 - 2:38PM

Weather: Overcast

Section	L2600	L2400	L2200	L2000	L1800	L1600	L1400	L1200	L1000	L800	L600	L400	L200
Section Times	3:11.74 (0:12.90)	2:58.84 [9] (0:14.86)	2:43.98 [10] (0:15.20)	2:28.79 [10] (0:14.84)	2:13.94 [10] (0:16.12)	1:57.83 [10] (0:15.33)	1:42.49 [10] (0:14.50)	1:27.99 [10] (0:14.47)	1:13.52 [10] (0:14.94)	0:58.59 [9] (0:14.84)	0:43.75 [9] (0:15.14)	0:28.60 [7] (0:14.48)	0:14.12 [3] (0:14.12)
Average Speed [km/h]	53.9	49.6	48.3	48.5	45.5	47.8	49.6	50.9	49.3	48.5	49.0	51.5	51.1
Top Speed [km/h]	55.3	54.0	49.8	50.6	46.6	49.1	51.5	51.5	51.1	49.8	51.2	52.4	52.3
Avg. Dist. to Rail [m]	4.2	3.0	2.7	3.3	3.1	2.5	4.8	3.0	2.9	3.8	4.2	5.5	7.6



- [] Ranking at each section and finish
- :-:- No data available at this section
- NA No data available

Horse/Jockey Name	Normie Stead/John R Dunn
Finish Rank	4
Fastest Section Time (Section)	0:12.12 (2600 - 2400)
Top Speed [km/h] (Section)	57.6 (2600 - 2400)
Race State	Finished



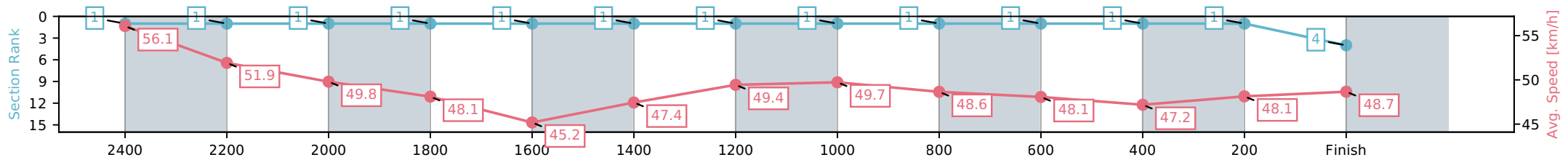
NZ Metropolitan Trotting Club Inc Harness
 Race 3: DREAM HAIR BY JAIMEE RACING REWARDS
 MOBILE PACE - 2600m



04 April 2026 - 2:38PM

Weather: Overcast

Section	L2600	L2400	L2200	L2000	L1800	L1600	L1400	L1200	L1000	L800	L600	L400	L200
Section Times	3:11.80 (0:12.12)	2:59.68 [1] (0:14.45)	2:45.23 [1] (0:14.63)	2:30.60 [1] (0:14.97)	2:15.62 [1] (0:16.05)	1:59.58 [1] (0:15.28)	1:44.30 [1] (0:14.56)	1:29.74 [1] (0:14.63)	1:15.10 [1] (0:14.92)	1:00.18 [1] (0:14.98)	0:45.20 [1] (0:15.36)	0:29.84 [1] (0:15.03)	0:14.81 [4] (0:14.81)
Average Speed [km/h]	56.1	51.9	49.8	48.1	45.2	47.4	49.4	49.7	48.6	48.1	47.2	48.1	48.7
Top Speed [km/h]	57.6	55.5	51.5	50.5	45.7	49.2	49.6	50.3	50.4	48.7	47.4	48.9	49.2
Avg. Dist. to Rail [m]	12.3	5.4	2.1	1.5	1.4	1.0	3.2	1.4	1.3	1.7	1.2	1.1	3.7



[] Ranking at each section and finish
 -:-:- No data available at this section
 NA No data available

Horse/Jockey Name	Always Bee Gee/S J Thornley
Finish Rank	5
Fastest Section Time (Section)	0:12.28 (2600 - 2400)
Top Speed [km/h] (Section)	57.2 (2600 - 2400)
Race State	Finished



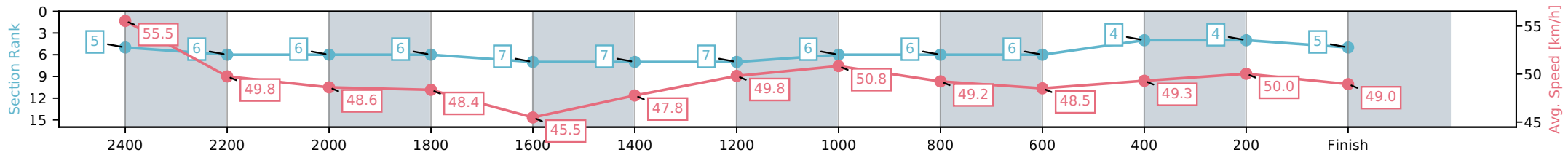
NZ Metropolitan Trotting Club Inc Harness
 Race 3: DREAM HAIR BY JAIMEE RACING REWARDS
 MOBILE PACE - 2600m



04 April 2026 - 2:38PM

Weather: Overcast

Section	L2600	L2400	L2200	L2000	L1800	L1600	L1400	L1200	L1000	L800	L600	L400	L200
Section Times	3:11.97 (0:12.28)	2:59.69 [6] (0:14.85)	2:44.84 [6] (0:15.10)	2:29.74 [6] (0:14.89)	2:14.85 [7] (0:16.13)	1:58.71 [7] (0:15.36)	1:43.36 [7] (0:14.45)	1:28.90 [6] (0:14.52)	1:14.38 [6] (0:14.94)	0:59.44 [6] (0:14.84)	0:44.61 [4] (0:15.11)	0:29.50 [4] (0:14.78)	0:14.72 [5] (0:14.72)
Average Speed [km/h]	55.5	49.8	48.6	48.4	45.5	47.8	49.8	50.8	49.2	48.5	49.3	50.0	49.0
Top Speed [km/h]	57.2	53.0	49.8	50.5	46.3	48.6	50.9	51.2	50.9	49.6	50.5	50.2	49.8
Avg. Dist. to Rail [m]	7.4	3.3	2.7	3.2	3.0	2.6	4.7	3.1	2.8	3.4	4.6	3.9	5.7



- [] Ranking at each section and finish
- :-:- No data available at this section
- NA No data available

Horse/Jockey Name	Heaven/R D Close
Finish Rank	6
Fastest Section Time (Section)	0:12.97 (2600 - 2400)
Top Speed [km/h] (Section)	55.0 (2600 - 2400)
Race State	Finished



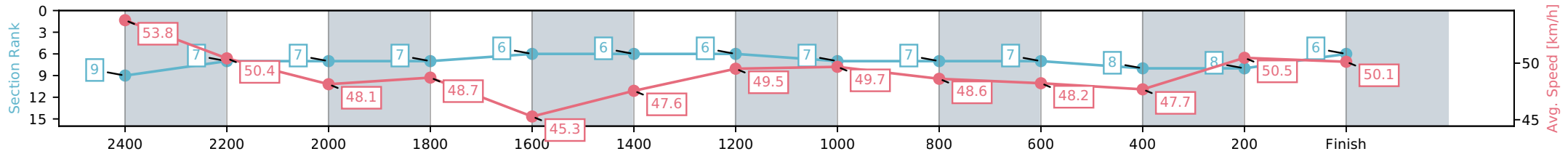
NZ Metropolitan Trotting Club Inc Harness
 Race 3: DREAM HAIR BY JAIMEE RACING REWARDS
 MOBILE PACE - 2600m



04 April 2026 - 2:38PM

Weather: Overcast

Section	L2600	L2400	L2200	L2000	L1800	L1600	L1400	L1200	L1000	L800	L600	L400	L200
Section Times	3:12.09 (0:12.97)	2:59.12 [7] (0:14.41)	2:44.71 [7] (0:15.06)	2:29.65 [7] (0:14.78)	2:14.87 [6] (0:16.03)	1:58.84 [6] (0:15.25)	1:43.59 [6] (0:14.54)	1:29.05 [7] (0:14.66)	1:14.39 [7] (0:14.92)	0:59.47 [7] (0:14.94)	0:44.53 [8] (0:15.47)	0:29.06 [8] (0:14.66)	0:14.40 [6] (0:14.40)
Average Speed [km/h]	53.8	50.4	48.1	48.7	45.3	47.6	49.5	49.7	48.6	48.2	47.7	50.5	50.1
Top Speed [km/h]	55.0	53.9	49.1	50.1	45.9	49.2	50.1	50.1	50.3	48.9	48.7	52.8	52.2
Avg. Dist. to Rail [m]	2.6	1.2	1.1	1.7	1.5	1.1	3.2	1.4	1.3	2.0	3.1	4.2	7.5



- [] Ranking at each section and finish
- :-:- No data available at this section
- NA No data available

Horse/Jockey Name	Rockin Roman/A M Butt
Finish Rank	7
Fastest Section Time (Section)	0:12.52 (2600 - 2400)
Top Speed [km/h] (Section)	55.9 (2600 - 2400)
Race State	Finished



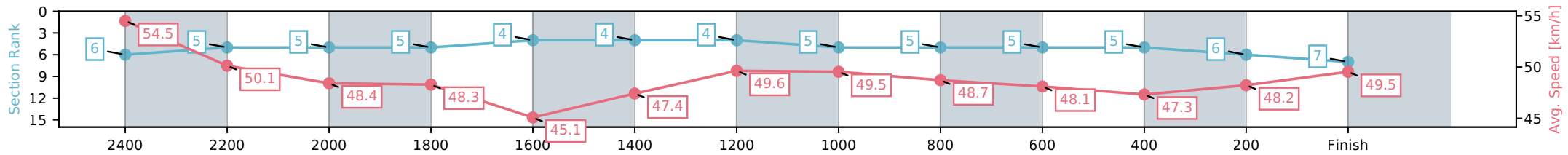
NZ Metropolitan Trotting Club Inc Harness
 Race 3: DREAM HAIR BY JAIMEE RACING REWARDS
 MOBILE PACE - 2600m



04 April 2026 - 2:38PM

Weather: Overcast

Section	L2600	L2400	L2200	L2000	L1800	L1600	L1400	L1200	L1000	L800	L600	L400	L200
Section Times	3:12.12 (0:12.52)	2:59.60 [5] (0:14.46)	2:45.14 [5] (0:14.94)	2:30.20 [5] (0:14.91)	2:15.29 [4] (0:16.08)	1:59.21 [4] (0:15.28)	1:43.93 [4] (0:14.51)	1:29.42 [5] (0:14.66)	1:14.76 [5] (0:14.90)	0:59.86 [5] (0:14.97)	0:44.89 [5] (0:15.34)	0:29.55 [6] (0:15.00)	0:14.56 [7] (0:14.56)
Average Speed [km/h]	54.5	50.1	48.4	48.3	45.1	47.4	49.6	49.5	48.7	48.1	47.3	48.2	49.5
Top Speed [km/h]	55.9	54.9	49.5	50.6	45.9	49.2	50.3	50.1	50.3	48.8	48.2	49.8	50.5
Avg. Dist. to Rail [m]	2.1	0.9	0.7	1.1	1.3	1.0	2.9	1.2	1.1	1.4	1.4	0.8	1.7



- [] Ranking at each section and finish
- :-:- No data available at this section
- NA No data available

Horse/Jockey Name	Art Jordan/C J Dalgety
Finish Rank	8
Fastest Section Time (Section)	0:12.21 (2600 - 2400)
Top Speed [km/h] (Section)	57.0 (2600 - 2400)
Race State	Finished



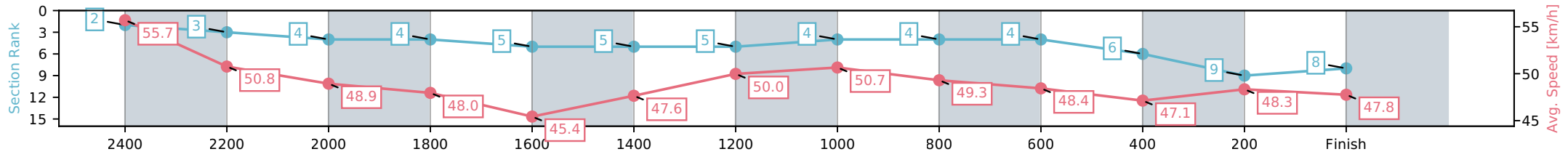
NZ Metropolitan Trotting Club Inc Harness
 Race 3: DREAM HAIR BY JAIMEE RACING REWARDS
 MOBILE PACE - 2600m



04 April 2026 - 2:38PM

Weather: Overcast

Section	L2600	L2400	L2200	L2000	L1800	L1600	L1400	L1200	L1000	L800	L600	L400	L200
Section Times	3:12.93 (0:12.21)	3:00.72 [3] (0:14.57)	2:46.16 [4] (0:14.99)	2:31.17 [4] (0:15.02)	2:16.15 [5] (0:16.14)	2:00.01 [5] (0:15.40)	1:44.62 [5] (0:14.41)	1:30.21 [4] (0:14.57)	1:15.64 [4] (0:14.91)	1:00.73 [4] (0:14.87)	0:45.86 [6] (0:15.62)	0:30.24 [9] (0:15.15)	0:15.08 [8] (0:15.08)
Average Speed [km/h]	55.7	50.8	48.9	48.0	45.4	47.6	50.0	50.7	49.3	48.4	47.1	48.3	47.8
Top Speed [km/h]	57.0	56.1	50.3	50.4	46.0	48.7	51.1	51.1	50.9	49.5	48.2	49.0	49.0
Avg. Dist. to Rail [m]	9.6	3.6	2.6	3.1	3.0	2.6	4.6	3.1	2.8	3.2	3.2	2.6	6.1



- [] Ranking at each section and finish
- :-:- No data available at this section
- NA No data available

Horse/Jockey Name	Babe On The Beach/C R Ferguson
Finish Rank	9
Fastest Section Time (Section)	0:12.21 (2600 - 2400)
Top Speed [km/h] (Section)	57.8 (2600 - 2400)
Race State	Finished



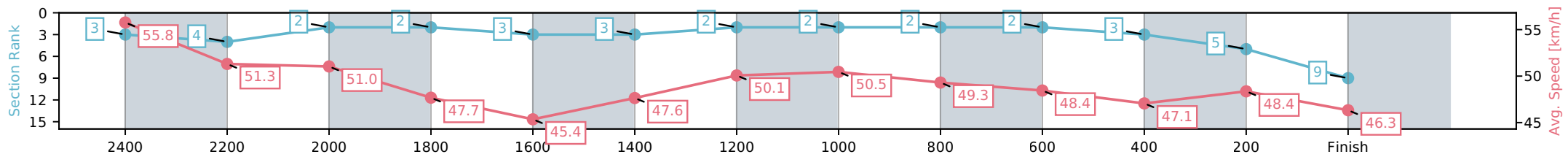
NZ Metropolitan Trotting Club Inc Harness
 Race 3: DREAM HAIR BY JAIMEE RACING REWARDS
 MOBILE PACE - 2600m



04 April 2026 - 2:38PM

Weather: Overcast

Section	L2600	L2400	L2200	L2000	L1800	L1600	L1400	L1200	L1000	L800	L600	L400	L200
Section Times	3:12.98 (0:12.21)	3:00.77 [4] (0:14.69)	2:46.07 [2] (0:14.43)	2:31.65 [2] (0:15.11)	2:16.54 [3] (0:16.16)	2:00.38 [3] (0:15.41)	1:44.97 [2] (0:14.38)	1:30.59 [2] (0:14.60)	1:15.99 [2] (0:14.87)	1:01.11 [2] (0:14.87)	0:46.25 [3] (0:15.58)	0:30.66 [5] (0:15.12)	0:15.54 [9] (0:15.54)
Average Speed [km/h]	55.8	51.3	51.0	47.7	45.4	47.6	50.1	50.5	49.3	48.4	47.1	48.4	46.3
Top Speed [km/h]	57.8	54.3	52.0	51.9	45.9	48.7	50.9	50.7	51.0	50.0	48.3	48.7	48.3
Avg. Dist. to Rail [m]	14.1	6.2	3.3	3.5	2.9	2.6	4.9	2.8	2.7	3.4	2.8	2.4	3.7



- [] Ranking at each section and finish
- :-:- No data available at this section
- NA No data available

Horse/Jockey Name	Interrigator/M J Williamson
Finish Rank	10
Fastest Section Time (Section)	0:13.22 (2600 - 2400)
Top Speed [km/h] (Section)	52.5 (2400-2200)
Race State	Finished



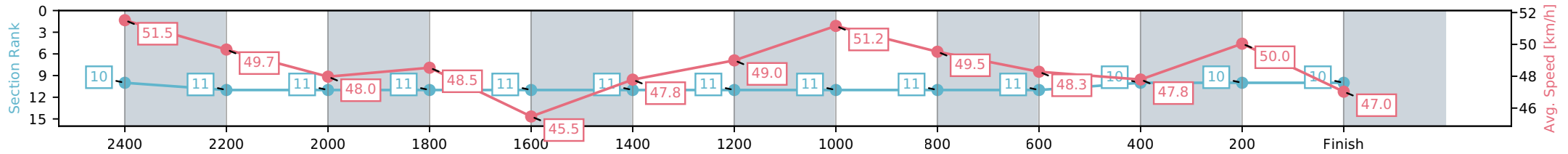
NZ Metropolitan Trotting Club Inc Harness
 Race 3: DREAM HAIR BY JAIMEE RACING REWARDS
 MOBILE PACE - 2600m



04 April 2026 - 2:38PM

Weather: Overcast

Section	L2600	L2400	L2200	L2000	L1800	L1600	L1400	L1200	L1000	L800	L600	L400	L200
Section Times	3:13.30 (0:13.22)	3:00.08 [11] (0:14.85)	2:45.22 [11] (0:15.26)	2:29.97 [11] (0:14.82)	2:15.14 [11] (0:16.09)	1:59.06 [11] (0:15.34)	1:43.71 [11] (0:14.70)	1:29.01 [11] (0:14.42)	1:14.58 [11] (0:14.71)	0:59.88 [11] (0:14.92)	0:44.96 [10] (0:15.24)	0:29.72 [10] (0:14.43)	0:15.29 [10] (0:15.29)
Average Speed [km/h]	51.5	49.7	48.0	48.5	45.5	47.8	49.0	51.2	49.5	48.3	47.8	50.0	47.0
Top Speed [km/h]	52.2	52.5	48.9	50.2	46.5	49.2	50.5	51.7	51.7	49.4	50.0	50.6	50.2
Avg. Dist. to Rail [m]	6.9	3.1	2.4	2.9	2.4	2.5	4.5	3.2	1.8	2.6	1.9	0.7	1.9



- [] Ranking at each section and finish
- :-:- No data available at this section
- NA No data available

Horse/Jockey Name	Amalfi/T M Williams
Finish Rank	11
Fastest Section Time (Section)	0:13.55 (2600 - 2400)
Top Speed [km/h] (Section)	53.0 (1200-1000)
Race State	Finished



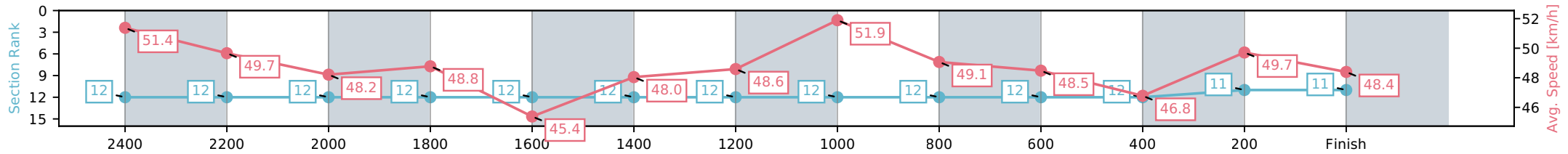
NZ Metropolitan Trotting Club Inc Harness
 Race 3: DREAM HAIR BY JAIMEE RACING REWARDS
 MOBILE PACE - 2600m



04 April 2026 - 2:38PM

Weather: Overcast

Section	L2600	L2400	L2200	L2000	L1800	L1600	L1400	L1200	L1000	L800	L600	L400	L200
Section Times	3:13.83 (0:13.55)	3:00.28 [12] (0:14.88)	2:45.39 [12] (0:15.28)	2:30.11 [12] (0:14.77)	2:15.34 [12] (0:16.15)	1:59.19 [12] (0:15.33)	1:43.86 [12] (0:14.81)	1:29.06 [12] (0:14.08)	1:14.98 [12] (0:14.81)	1:00.17 [12] (0:14.85)	0:45.32 [12] (0:15.70)	0:29.62 [11] (0:14.73)	0:14.89 [11] (0:14.89)
Average Speed [km/h]	51.4	49.7	48.2	48.8	45.4	48.0	48.6	51.9	49.1	48.5	46.8	49.7	48.4
Top Speed [km/h]	52.3	52.2	49.0	50.3	46.4	49.8	49.3	53.0	52.2	50.2	49.6	50.2	50.2
Avg. Dist. to Rail [m]	7.2	3.4	3.1	3.8	3.1	3.0	5.3	2.0	1.3	2.1	2.7	2.2	3.7



- [] Ranking at each section and finish
- :-:- No data available at this section
- NA No data available

Horse/Jockey Name	Carlin/M B Holbrough
Finish Rank	12
Fastest Section Time (Section)	0:13.60 (2600 - 2400)
Top Speed [km/h] (Section)	52.9 (1200-1000)
Race State	Finished



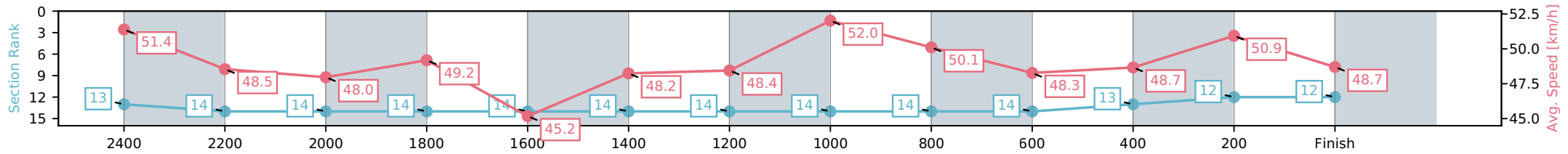
NZ Metropolitan Trotting Club Inc Harness
 Race 3: DREAM HAIR BY JAIMEE RACING REWARDS
 MOBILE PACE - 2600m



04 April 2026 - 2:38PM

Weather: Overcast

Section	L2600	L2400	L2200	L2000	L1800	L1600	L1400	L1200	L1000	L800	L600	L400	L200
Section Times	3:13.86 (0:13.60)	3:00.26 [14] (0:15.50)	2:44.76 [14] (0:15.36)	2:29.40 [14] (0:14.65)	2:14.75 [14] (0:16.24)	1:58.51 [14] (0:15.23)	1:43.28 [14] (0:14.87)	1:28.41 [14] (0:14.15)	1:14.26 [14] (0:14.68)	0:59.59 [14] (0:14.92)	0:44.67 [13] (0:15.32)	0:29.35 [12] (0:14.55)	0:14.80 [12] (0:14.80)
Average Speed [km/h]	51.4	48.5	48.0	49.2	45.2	48.2	48.4	52.0	50.1	48.3	48.7	50.9	48.7
Top Speed [km/h]	52.1	50.2	50.1	50.4	46.7	50.4	49.7	52.9	52.6	49.3	51.2	51.1	50.7
Avg. Dist. to Rail [m]	10.9	5.7	3.2	4.0	3.2	2.7	5.1	2.8	2.9	3.6	4.6	3.9	5.7



- [] Ranking at each section and finish
- :-:- No data available at this section
- NA No data available

Horse/Jockey Name	Major Li/B N Orange
Finish Rank	13
Fastest Section Time (Section)	0:13.38 (2600 - 2400)
Top Speed [km/h] (Section)	53.3 (2600 - 2400)
Race State	Finished



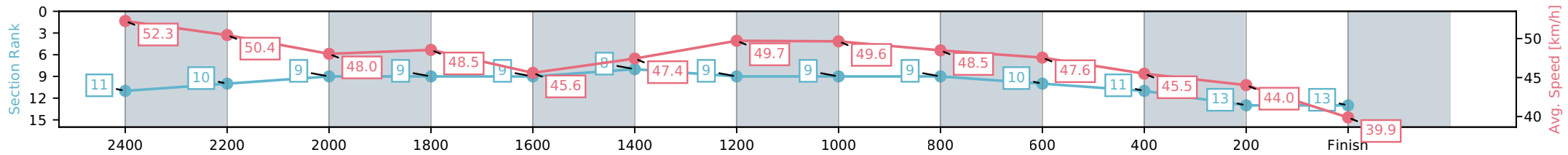
NZ Metropolitan Trotting Club Inc Harness
 Race 3: DREAM HAIR BY JAIMEE RACING REWARDS
 MOBILE PACE - 2600m



04 April 2026 - 2:38PM

Weather: Overcast

Section	L2600	L2400	L2200	L2000	L1800	L1600	L1400	L1200	L1000	L800	L600	L400	L200
Section Times	3:18.62 (0:13.38)	3:05.24 [10] (0:14.39)	2:50.84 [9] (0:15.09)	2:35.76 [9] (0:14.83)	2:20.92 [9] (0:15.91)	2:05.01 [8] (0:15.28)	1:49.74 [9] (0:14.48)	1:35.26 [9] (0:14.68)	1:20.57 [9] (0:14.98)	1:05.59 [10] (0:15.14)	0:50.45 [11] (0:15.94)	0:34.50 [13] (0:16.50)	0:18.01 [13] (0:18.01)
Average Speed [km/h]	52.3	50.4	48.0	48.5	45.6	47.4	49.7	49.6	48.5	47.6	45.5	44.0	39.9
Top Speed [km/h]	53.3	52.7	48.8	49.8	46.1	49.3	50.7	50.5	50.1	48.7	46.3	46.3	41.4
Avg. Dist. to Rail [m]	5.2	1.2	1.0	1.5	1.4	1.1	3.1	1.6	1.3	1.8	1.2	1.6	5.0



- [] Ranking at each section and finish
- :-:- No data available at this section
- NA No data available

Horse/Jockey Name	Didjashoutthebar/S J Tomlinson
Finish Rank	14
Fastest Section Time (Section)	0:13.66 (2600 - 2400)
Top Speed [km/h] (Section)	52.9 (1200-1000)
Race State	Finished



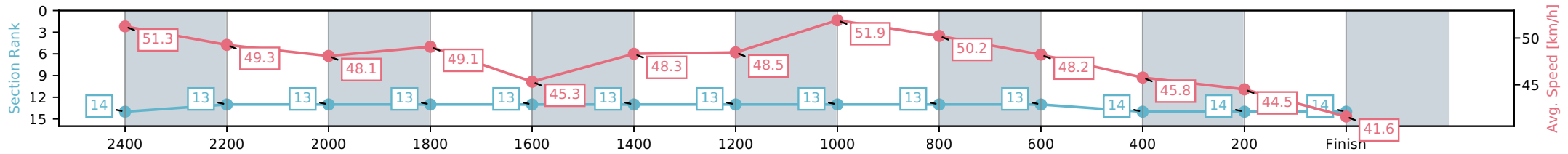
NZ Metropolitan Trotting Club Inc Harness
 Race 3: DREAM HAIR BY JAIMEE RACING REWARDS
 MOBILE PACE - 2600m



04 April 2026 - 2:38PM

Weather: Overcast

Section	L2600	L2400	L2200	L2000	L1800	L1600	L1400	L1200	L1000	L800	L600	L400	L200
Section Times	3:18.65 (0:13.66)	3:04.99 [13] (0:15.11)	2:49.87 [13] (0:15.35)	2:34.52 [13] (0:14.68)	2:19.85 [13] (0:16.21)	2:03.64 [13] (0:15.24)	1:48.40 [13] (0:14.85)	1:33.54 [13] (0:14.18)	1:19.36 [13] (0:14.66)	1:04.70 [13] (0:14.92)	0:49.78 [14] (0:16.09)	0:33.69 [14] (0:16.43)	0:17.26 [14] (0:17.26)
Average Speed [km/h]	51.3	49.3	48.1	49.1	45.3	48.3	48.5	51.9	50.2	48.2	45.8	44.5	41.6
Top Speed [km/h]	52.1	50.8	50.0	50.2	46.8	50.3	49.5	52.9	52.5	49.2	46.6	46.5	43.9
Avg. Dist. to Rail [m]	9.1	4.4	3.4	4.0	3.4	3.0	5.3	2.8	3.0	3.7	3.3	2.3	2.8



- [] Ranking at each section and finish
- :-:- No data available at this section
- NA No data available