



NZ Metropolitan Trotting Club Inc Harness
Race 5: FIBER FRESH MOBILE PACE - 1980m

04 April 2026 - 3:42PM



Weather: Overcast

Field Times (Race Tempo) 2:24.33 (0:11.32) 2:13.01 (0:14.76) 1:58.24 (0:15.38) 1:42.86 (0:13.88) 1:28.98 (0:14.41) 1:14.57 (0:15.10) 0:59.47 (0:15.36) 0:44.12 (0:15.43)

Rank	TAB#	Horse	Overall Time	First 400m	Top Speed km/h (Section)	L1980	L1800	L1600	L1400	L1200	L1000	L800	L600
	(BAR#)	Driver	Margin (DT-W)	Last 600m	Fastest Section (Time)	Start - 1800	1800 - 1600	1600 - 1400	1400 - 1200	1200 - 1000	1000 - 800	800 - 600	600 - 400
1	7	Seaside Brucie	2:24.33	0:27.61	56.6 (1980 - 1800)	2:24.33	2:13.01 [1]	1:58.24 [1]	1:42.86 [1]	1:28.98 [1]	1:14.57 [1]	0:59.47 [1]	0:44.12 [1]
	(7)	S J Ottley		0:44.11	1400-1200 (0:13.88)	(0:11.32)	(0:14.76)	(0:15.38)	(0:13.88)	(0:14.41)	(0:15.10)	(0:15.36)	(0:15.43)
2	10	Franco Lennon	2:24.34	0:28.52	53.7 (200-0)	2:24.34	2:12.11 [5]	1:57.46 [3]	1:42.15 [5]	1:28.27 [5]	1:13.92 [4]	0:58.76 [4]	0:43.52 [5]
	(10)	A M Butt	0.0L (+14)	0:43.52	200-0 (0:13.73)	(0:12.23)	(0:14.65)	(0:15.31)	(0:13.87)	(0:14.35)	(0:15.16)	(0:15.23)	(0:15.44)
3	6	King's Command	2:24.44	0:29.54	53.6 (1400-1200)	2:24.44	2:11.97 [7]	1:56.74 [8]	1:42.36 [3]	1:28.82 [2]	1:14.31 [3]	0:58.94 [3]	0:43.84 [3]
	(6)	T M Williams	0.0L (+23)	0:43.84	1400-1200 (0:13.54)	(0:12.47)	(0:15.23)	(0:14.38)	(0:13.54)	(0:14.50)	(0:15.37)	(0:15.10)	(0:15.36)
4	8	Boy Racer	2:24.83	0:29.55	53.8 (200-0)	2:24.83	2:12.06 [10]	1:56.89 [9]	1:41.73 [9]	1:27.86 [9]	1:13.47 [9]	0:58.12 [9]	0:43.16 [9]
	(8)	W J House	2.9L (+33)	0:43.16	200-0 (0:13.68)	(0:12.77)	(0:15.17)	(0:15.16)	(0:13.87)	(0:14.38)	(0:15.35)	(0:14.97)	(0:15.24)
5	11	Sweet Bree	2:24.93	0:29.02	53.4 (1400-1200)	2:24.93	2:12.68 [6]	1:57.60 [5]	1:42.41 [6]	1:28.64 [6]	1:14.16 [6]	0:58.83 [7]	0:43.83 [7]
	(11)	B N Orange	3.4L (+25)	0:43.82	1400-1200 (0:13.77)	(0:12.25)	(0:15.08)	(0:15.19)	(0:13.77)	(0:14.47)	(0:15.33)	(0:15.01)	(0:15.46)
6	9	Franco Sublime	2:25.01	0:29.92	54.6 (200-0)	2:25.01	2:12.03 [11]	1:56.65 [10]	1:41.53 [10]	1:27.65 [10]	1:13.30 [10]	0:57.98 [10]	0:43.04 [10]
	(9)	Craig D Thornley	3.9L (+23)	0:43.04	200-0 (0:13.41)	(0:12.98)	(0:15.37)	(0:15.13)	(0:13.88)	(0:14.35)	(0:15.32)	(0:14.94)	(0:14.79)
7	12	Boyzone	2:25.31	0:29.22	53.5 (1400-1200)	2:25.31	2:12.60 [9]	1:57.69 [6]	1:42.75 [7]	1:28.91 [7]	1:14.50 [7]	0:59.32 [6]	0:44.39 [6]
	(12)	G D O'Reilly	5.6L (+9)	0:44.39	1400-1200 (0:13.84)	(0:12.71)	(0:14.91)	(0:14.94)	(0:13.84)	(0:14.41)	(0:15.18)	(0:14.94)	(0:15.54)
8	1	Royal Belle	2:26.78	0:28.05	53.9 (1980 - 1800)	2:26.78	2:15.00 [3]	2:00.29 [2]	1:44.91 [2]	1:31.10 [3]	1:16.70 [2]	1:01.54 [2]	0:46.23 [2]
	(1)	K V Hadfield	14.0L (+7)	0:46.23	1400-1200 (0:13.81)	(0:11.78)	(0:14.71)	(0:15.38)	(0:13.81)	(0:14.40)	(0:15.16)	(0:15.31)	(0:15.59)
9	5	Social Experiment	2:27.01	0:29.24	53.7 (1400-1200)	2:27.01	2:14.50 [8]	1:59.37 [7]	1:44.22 [8]	1:30.44 [8]	1:15.95 [8]	1:00.61 [8]	0:45.63 [8]
	(5)	R D Close	15.3L (+25)	0:45.63	1400-1200 (0:13.79)	(0:12.51)	(0:15.13)	(0:15.15)	(0:13.79)	(0:14.48)	(0:15.34)	(0:14.98)	(0:15.52)
10	3	Harry's Girl	2:27.18	0:29.03	54.3 (1980 - 1800)	2:27.18	2:15.31 [4]	2:00.13 [4]	1:45.00 [4]	1:31.19 [4]	1:16.70 [5]	1:01.39 [5]	0:46.42 [4]
	(3)	S J Thornley	16.3L (+24)	0:46.43	1400-1200 (0:13.81)	(0:11.87)	(0:15.18)	(0:15.13)	(0:13.81)	(0:14.49)	(0:15.31)	(0:14.96)	(0:15.51)

Scrapped: Larissa Lily (#2)
Did Not Finish: Asymmetric Return (#4)
Report Created: Sat 04 April 2026

(Note: Races are conducted over an approximate distance as close as possible to the advertised distance, and recorded data may vary accordingly. Official times refer to race times only and do not include handicap times.)

[] Position in running at each section and finish TAB# Saddle cloth number

Fastest split

-:--:-- No data available at this section

BAR# Barrier/Gate Position

Fastest section

NA No data available

DNF Did not finish

DNT Did not track

DT-W Distance travelled compared to winner in metres



NZ Metropolitan Trotting Club Inc Harness
Race 5: FIBER FRESH MOBILE PACE - 1980m

04 April 2026 - 3:42PM



Weather: Overcast

Field Times 0:28.68 0:14.09
(Race Tempo) (0:14.59) (0:14.09)

Rank	TAB#	Horse	Overall Time	First 400m	Top Speed km/h (Section)	L400	L200						
	(BAR#)	Driver	Margin (DT-W)	Last 600m	Fastest Section (Time)	400 - 200	200 - Finish						
1	7	Seaside Bruce	2:24.33	0:27.61	56.6 (1980 - 1800)	0:28.68 [1]	0:14.09 [1]						
	(7)	S J Ottley		0:44.11	1400-1200 (0:13.88)	(0:14.59)	(0:14.09)						
2	10	Franco Lennon	2:24.34	0:28.52	53.7 (200-0)	0:28.08 [4]	0:13.73 [3]						
	(10)	A M Butt	0.0L (+14)	0:43.52	200-0 (0:13.73)	(0:14.35)	(0:13.73)						
3	6	King's Command	2:24.44	0:29.54	53.6 (1400-1200)	0:28.48 [2]	0:14.02 [2]						
	(6)	T M Williams	0.0L (+23)	0:43.84	1400-1200 (0:13.54)	(0:14.46)	(0:14.02)						
4	8	Boy Racer	2:24.83	0:29.55	53.8 (200-0)	0:27.92 [10]	0:13.68 [5]						
	(8)	W J House	2.9L (+33)	0:43.16	200-0 (0:13.68)	(0:14.24)	(0:13.68)						
5	11	Sweet Bree	2:24.93	0:29.02	53.4 (1400-1200)	0:28.36 [7]	0:14.05 [4]						
	(11)	B N Orange	3.4L (+25)	0:43.82	1400-1200 (0:13.77)	(0:14.31)	(0:14.05)						
6	9	Franco Sublime	2:25.01	0:29.92	54.6 (200-0)	0:28.25 [8]	0:13.41 [8]						
	(9)	Craig D Thornley	3.9L (+23)	0:43.04	200-0 (0:13.41)	(0:14.84)	(0:13.41)						
7	12	Boyzone	2:25.31	0:29.22	53.5 (1400-1200)	0:28.85 [6]	0:13.94 [7]						
	(12)	G D O'Reilly	5.6L (+9)	0:44.39	1400-1200 (0:13.84)	(0:14.91)	(0:13.94)						
8	1	Royal Belle	2:26.78	0:28.05	53.9 (1980 - 1800)	0:30.64 [3]	0:15.56 [6]						
	(1)	K V Hadfield	14.0L (+7)	0:46.23	1400-1200 (0:13.81)	(0:15.08)	(0:15.56)						
9	5	Social Experiment	2:27.01	0:29.24	53.7 (1400-1200)	0:30.11 [9]	0:15.35 [9]						
	(5)	R D Close	15.3L (+25)	0:45.63	1400-1200 (0:13.79)	(0:14.76)	(0:15.35)						
10	3	Harry's Girl	2:27.18	0:29.03	54.3 (1980 - 1800)	0:30.92 [5]	0:15.50 [10]						
	(3)	S J Thornley	16.3L (+24)	0:46.43	1400-1200 (0:13.81)	(0:15.42)	(0:15.50)						

Scratched: Larissa Lily (#2)
Did Not Finish: Asymmetric Return (#4)

Report Created: Sat 04 April 2026

(Note: Races are conducted over an approximate distance as close as possible to the advertised distance, and recorded data may vary accordingly. Official times refer to race times only and do not include handicap times.)

[] Position in running at each section and finish TAB# Saddle cloth number
 -:-- No data available at this section BAR# Barrier/Gate Position
 NA No data available DNF Did not finish
 DNT Did not track DT-W Distance travelled compared to winner in metres

Fastest split
 Fastest section

Horse/Jockey Name	Seaside Brucie/S J Ottley
Finish Rank	1
Fastest Section Time (Section)	0:13.88 (1400-1200)
Top Speed [km/h] (Section)	56.6 (1980 - 1800)
Race State	Finished



NZ Metropolitan Trotting Club Inc Harness

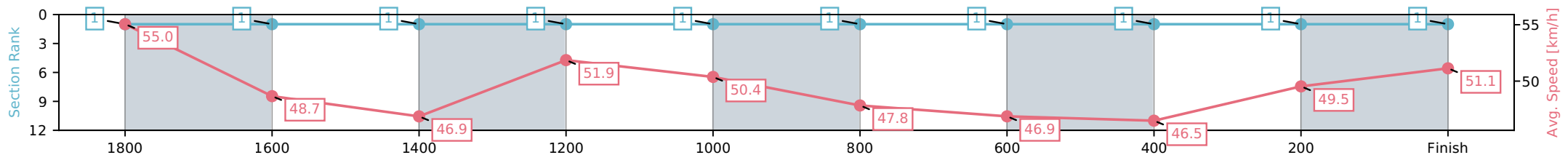
Race 5: FIBER FRESH MOBILE PACE - 1980m

04 April 2026 - 3:42PM

Weather: Overcast



Section	L1980	L1800	L1600	L1400	L1200	L1000	L800	L600	L400	L200
Section Times	2:24.33 (0:11.32)	2:13.01 [1] (0:14.76)	1:58.24 [1] (0:15.38)	1:42.86 [1] (0:13.88)	1:28.98 [1] (0:14.41)	1:14.57 [1] (0:15.10)	0:59.47 [1] (0:15.36)	0:44.12 [1] (0:15.43)	0:28.68 [1] (0:14.59)	0:14.09 [1] (0:14.09)
Average Speed [km/h]	55.0	48.7	46.9	51.9	50.4	47.8	46.9	46.5	49.5	51.1
Top Speed [km/h]	56.6	54.0	49.2	53.5	52.5	49.4	47.5	48.2	51.1	51.4
Avg. Dist. to Rail [m]	8.5	1.4	0.7	3.0	1.0	0.6	0.7	0.5	0.9	1.6



[] Ranking at each section and finish
 -:-:- No data available at this section
 NA No data available

Horse/Jockey Name	Franco Lennon/A M Butt
Finish Rank	2
Fastest Section Time (Section)	0:13.73 (200-0)
Top Speed [km/h] (Section)	53.7 (200-0)
Race State	Finished



NZ Metropolitan Trotting Club Inc Harness

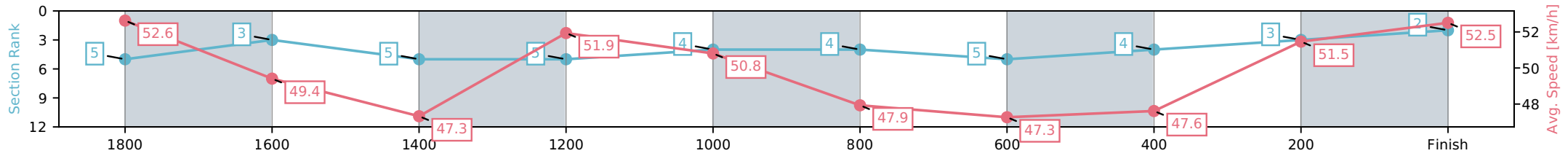
Race 5: FIBER FRESH MOBILE PACE - 1980m

04 April 2026 - 3:42PM

Weather: Overcast



Section	L1980	L1800	L1600	L1400	L1200	L1000	L800	L600	L400	L200
Section Times	2:24.34 (0:12.23)	2:12.11 [3] (0:14.65)	1:57.46 [5] (0:15.31)	1:42.15 [5] (0:13.87)	1:28.27 [4] (0:14.35)	1:13.92 [4] (0:15.16)	0:58.76 [5] (0:15.23)	0:43.52 [4] (0:15.44)	0:28.08 [3] (0:14.35)	0:13.73 [2] (0:13.73)
Average Speed [km/h]	52.6	49.4	47.3	51.9	50.8	47.9	47.3	47.6	51.5	52.5
Top Speed [km/h]	53.4	51.8	48.9	53.3	53.0	49.4	47.9	49.4	53.6	53.7
Avg. Dist. to Rail [m]	3.5	1.4	1.1	3.1	1.7	1.2	2.3	3.0	4.1	6.7



- [] Ranking at each section and finish
- :-:- No data available at this section
- NA No data available

Horse/Jockey Name	King's Command/T M Williams
Finish Rank	3
Fastest Section Time (Section)	0:13.54 (1400-1200)
Top Speed [km/h] (Section)	53.6 (1400-1200)
Race State	Finished



NZ Metropolitan Trotting Club Inc Harness

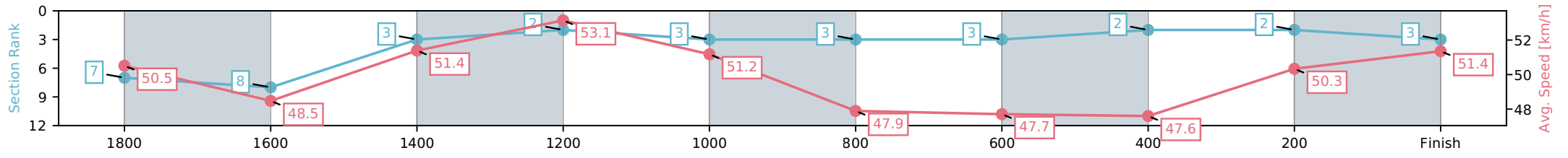
Race 5: FIBER FRESH MOBILE PACE - 1980m



04 April 2026 - 3:42PM

Weather: Overcast

Section	L1980	L1800	L1600	L1400	L1200	L1000	L800	L600	L400	L200
Section Times	2:24.44 (0:12.47)	2:11.97 [8] (0:15.23)	1:56.74 [3] (0:14.38)	1:42.36 [2] (0:13.54)	1:28.82 [3] (0:14.50)	1:14.31 [3] (0:15.37)	0:58.94 [3] (0:15.10)	0:43.84 [2] (0:15.36)	0:28.48 [2] (0:14.46)	0:14.02 [3] (0:14.02)
Average Speed [km/h]	50.5	48.5	51.4	53.1	51.2	47.9	47.7	47.6	50.3	51.4
Top Speed [km/h]	51.2	49.9	53.5	53.6	52.6	49.4	48.2	49.2	52.0	52.1
Avg. Dist. to Rail [m]	8.3	4.3	3.6	5.1	3.7	2.9	3.1	2.6	1.7	3.4



[] Ranking at each section and finish
 -:-:- No data available at this section
 NA No data available

Horse/Jockey Name	Boy Racer/W J House
Finish Rank	4
Fastest Section Time (Section)	0:13.68 (200-0)
Top Speed [km/h] (Section)	53.8 (200-0)
Race State	Finished



NZ Metropolitan Trotting Club Inc Harness

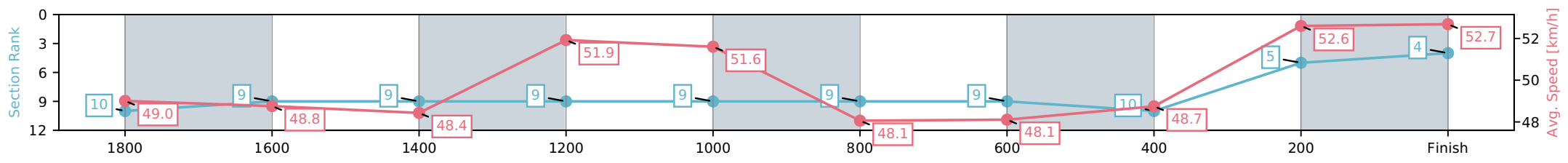
Race 5: FIBER FRESH MOBILE PACE - 1980m

04 April 2026 - 3:42PM

Weather: Overcast



Section	L1980	L1800	L1600	L1400	L1200	L1000	L800	L600	L400	L200
Section Times	2:24.83 (0:12.77)	2:12.06 [9] (0:15.17)	1:56.89 [9] (0:15.16)	1:41.73 [9] (0:13.87)	1:27.86 [9] (0:14.38)	1:13.47 [9] (0:15.35)	0:58.12 [9] (0:14.97)	0:43.16 [10] (0:15.24)	0:27.92 [5] (0:14.24)	0:13.68 [4] (0:13.68)
Average Speed [km/h]	49.0	48.8	48.4	51.9	51.6	48.1	48.1	48.7	52.6	52.7
Top Speed [km/h]	49.7	49.7	50.3	53.3	53.4	49.7	48.9	52.6	53.8	53.8
Avg. Dist. to Rail [m]	11.6	4.9	2.8	5.0	3.7	3.3	3.6	4.1	5.8	6.5



[] Ranking at each section and finish
 -:-:- No data available at this section
 NA No data available

Horse/Jockey Name	Sweet Bree/B N Orange
Finish Rank	5
Fastest Section Time (Section)	0:13.77 (1400-1200)
Top Speed [km/h] (Section)	53.4 (1400-1200)
Race State	Finished



NZ Metropolitan Trotting Club Inc Harness

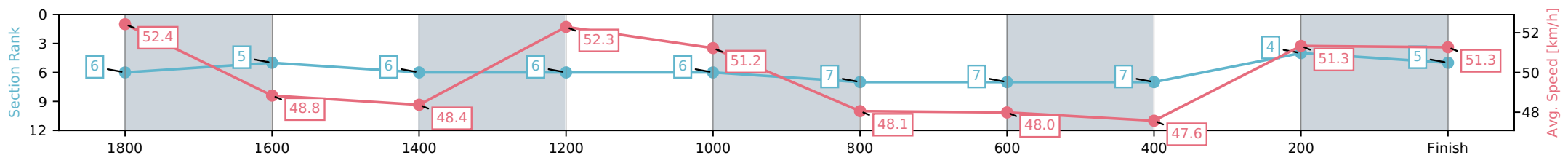
Race 5: FIBER FRESH MOBILE PACE - 1980m



04 April 2026 - 3:42PM

Weather: Overcast

Section	L1980	L1800	L1600	L1400	L1200	L1000	L800	L600	L400	L200
Section Times	2:24.93 (0:12.25)	2:12.68 [5] (0:15.08)	1:57.60 [6] (0:15.19)	1:42.41 [6] (0:13.77)	1:28.64 [6] (0:14.47)	1:14.16 [7] (0:15.33)	0:58.83 [7] (0:15.01)	0:43.83 [7] (0:15.46)	0:28.36 [4] (0:14.31)	0:14.05 [5] (0:14.05)
Average Speed [km/h]	52.4	48.8	48.4	52.3	51.2	48.1	48.0	47.6	51.3	51.3
Top Speed [km/h]	53.2	51.9	49.4	53.4	53.1	49.6	48.8	49.2	53.0	53.0
Avg. Dist. to Rail [m]	7.0	3.8	2.8	4.9	3.6	3.1	3.4	3.2	2.8	2.0



[] Ranking at each section and finish
 -:-:- No data available at this section
 NA No data available

Horse/Jockey Name	Franco Sublime/Craig D Thornley
Finish Rank	6
Fastest Section Time (Section)	0:13.41 (200-0)
Top Speed [km/h] (Section)	54.6 (200-0)
Race State	Finished



NZ Metropolitan Trotting Club Inc Harness

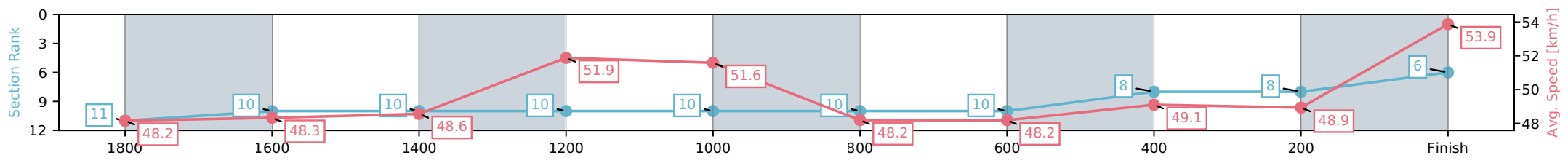
Race 5: FIBER FRESH MOBILE PACE - 1980m



04 April 2026 - 3:42PM

Weather: Overcast

Section	L1980	L1800	L1600	L1400	L1200	L1000	L800	L600	L400	L200
Section Times	2:25.01 (0:12.98)	2:12.03 [10] (0:15.37)	1:56.65 [10] (0:15.13)	1:41.53 [10] (0:13.88)	1:27.65 [10] (0:14.35)	1:13.30 [10] (0:15.32)	0:57.98 [10] (0:14.94)	0:43.04 [8] (0:14.79)	0:28.25 [8] (0:14.84)	0:13.41 [6] (0:13.41)
Average Speed [km/h]	48.2	48.3	48.6	51.9	51.6	48.2	48.2	49.1	48.9	53.9
Top Speed [km/h]	50.4	49.1	50.1	53.2	53.1	49.9	49.3	50.2	52.8	54.6
Avg. Dist. to Rail [m]	14.3	5.9	2.7	4.9	3.4	3.4	3.5	1.5	1.2	1.6



[] Ranking at each section and finish
 -:-:- No data available at this section
 NA No data available

Horse/Jockey Name	Boyzone/G D O'Reilly
Finish Rank	7
Fastest Section Time (Section)	0:13.84 (1400-1200)
Top Speed [km/h] (Section)	53.5 (1400-1200)
Race State	Finished



NZ Metropolitan Trotting Club Inc Harness

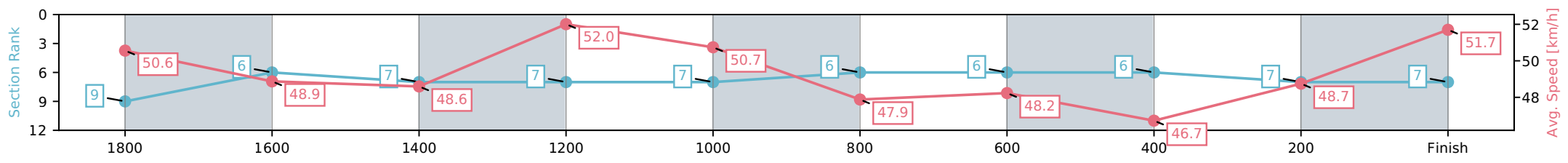
Race 5: FIBER FRESH MOBILE PACE - 1980m

04 April 2026 - 3:42PM

Weather: Overcast



Section	L1980	L1800	L1600	L1400	L1200	L1000	L800	L600	L400	L200
Section Times	2:25.31 (0:12.71)	2:12.60 [6] (0:14.91)	1:57.69 [7] (0:14.94)	1:42.75 [7] (0:13.84)	1:28.91 [7] (0:14.41)	1:14.50 [6] (0:15.18)	0:59.32 [6] (0:14.94)	0:44.39 [6] (0:15.54)	0:28.85 [7] (0:14.91)	0:13.94 [7] (0:13.94)
Average Speed [km/h]	50.6	48.9	48.6	52.0	50.7	47.9	48.2	46.7	48.7	51.7
Top Speed [km/h]	51.3	51.0	49.3	53.5	52.9	49.4	49.6	47.6	51.6	52.1
Avg. Dist. to Rail [m]	6.5	2.3	1.2	3.3	1.9	1.3	1.4	1.4	1.7	4.0



[] Ranking at each section and finish
 -:-:- No data available at this section
 NA No data available

Horse/Jockey Name	Royal Belle/K V Hadfield
Finish Rank	8
Fastest Section Time (Section)	0:13.81 (1400-1200)
Top Speed [km/h] (Section)	53.9 (1980 - 1800)
Race State	Finished



NZ Metropolitan Trotting Club Inc Harness

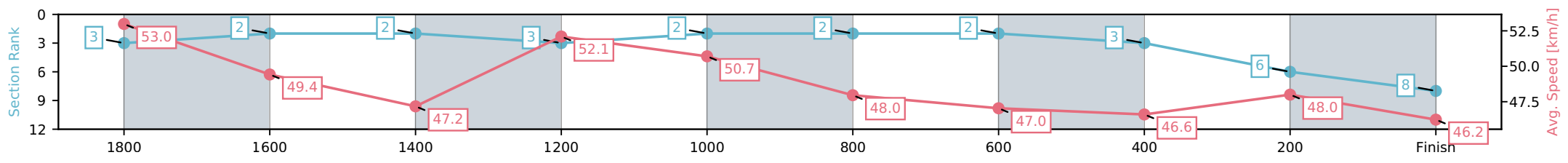
Race 5: FIBER FRESH MOBILE PACE - 1980m



04 April 2026 - 3:42PM

Weather: Overcast

Section	L1980	L1800	L1600	L1400	L1200	L1000	L800	L600	L400	L200
Section Times	2:26.78 (0:11.78)	2:15.00 [2] (0:14.71)	2:00.29 [2] (0:15.38)	1:44.91 [3] (0:13.81)	1:31.10 [2] (0:14.40)	1:16.70 [2] (0:15.16)	1:01.54 [2] (0:15.31)	0:46.23 [3] (0:15.59)	0:30.64 [6] (0:15.08)	0:15.56 [8] (0:15.56)
Average Speed [km/h]	53.0	49.4	47.2	52.1	50.7	48.0	47.0	46.6	48.0	46.2
Top Speed [km/h]	53.9	52.2	49.1	53.5	53.1	49.3	47.6	47.7	48.5	48.3
Avg. Dist. to Rail [m]	3.8	1.9	1.1	3.1	1.8	1.3	1.6	1.4	1.0	2.4



[] Ranking at each section and finish
 -:-:- No data available at this section
 NA No data available

Horse/Jockey Name	Social Experiment/R D Close
Finish Rank	9
Fastest Section Time (Section)	0:13.79 (1400-1200)
Top Speed [km/h] (Section)	53.7 (1400-1200)
Race State	Finished



NZ Metropolitan Trotting Club Inc Harness

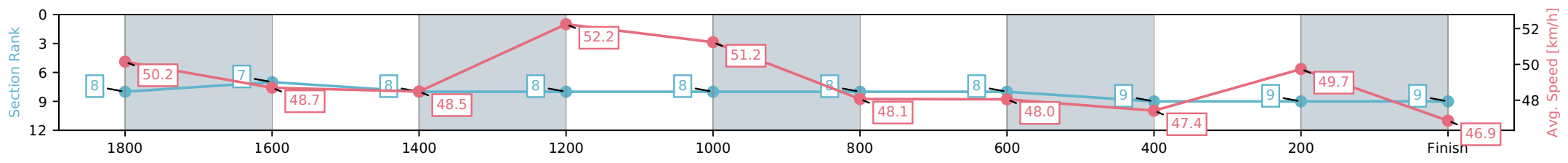
Race 5: FIBER FRESH MOBILE PACE - 1980m



04 April 2026 - 3:42PM

Weather: Overcast

Section	L1980	L1800	L1600	L1400	L1200	L1000	L800	L600	L400	L200
Section Times	2:27.01 (0:12.51)	2:14.50 [7] (0:15.13)	1:59.37 [8] (0:15.15)	1:44.22 [8] (0:13.79)	1:30.44 [8] (0:14.48)	1:15.95 [8] (0:15.34)	1:00.61 [8] (0:14.98)	0:45.63 [9] (0:15.52)	0:30.11 [9] (0:14.76)	0:15.35 [9] (0:15.35)
Average Speed [km/h]	50.2	48.7	48.5	52.2	51.2	48.1	48.0	47.4	49.7	46.9
Top Speed [km/h]	50.5	50.9	49.6	53.7	53.1	49.6	48.8	48.9	50.2	49.9
Avg. Dist. to Rail [m]	7.3	3.9	2.8	4.9	3.7	3.2	3.4	3.1	3.2	5.4



[] Ranking at each section and finish
 -:-:- No data available at this section
 NA No data available

Horse/Jockey Name	Harry's Girl/S J Thornley
Finish Rank	10
Fastest Section Time (Section)	0:13.81 (1400-1200)
Top Speed [km/h] (Section)	54.3 (1980 - 1800)
Race State	Finished



NZ Metropolitan Trotting Club Inc Harness

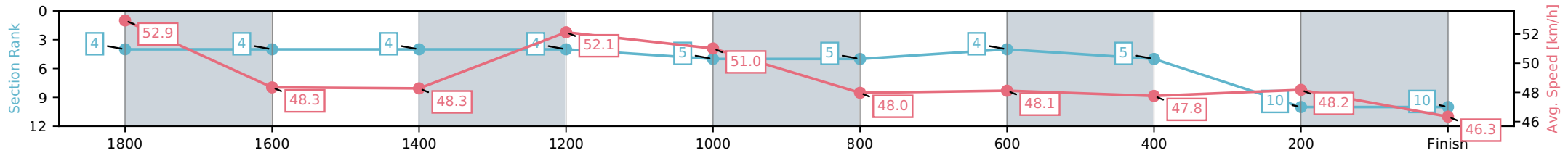
Race 5: FIBER FRESH MOBILE PACE - 1980m



04 April 2026 - 3:42PM

Weather: Overcast

Section	L1980	L1800	L1600	L1400	L1200	L1000	L800	L600	L400	L200
Section Times	2:27.18 (0:11.87)	2:15.31 [4] (0:15.18)	2:00.13 [4] (0:15.13)	1:45.00 [4] (0:13.81)	1:31.19 [5] (0:14.49)	1:16.70 [5] (0:15.31)	1:01.39 [4] (0:14.96)	0:46.42 [5] (0:15.51)	0:30.92 [10] (0:15.42)	0:15.50 [10] (0:15.50)
Average Speed [km/h]	52.9	48.3	48.3	52.1	51.0	48.0	48.1	47.8	48.2	46.3
Top Speed [km/h]	54.3	52.8	49.6	53.4	53.2	49.7	49.0	48.7	49.7	49.9
Avg. Dist. to Rail [m]	4.6	3.2	2.1	4.4	3.2	2.8	3.5	3.9	4.7	7.0



- [] Ranking at each section and finish
- :-:- No data available at this section
- NA No data available