



NZ Metropolitan Trotting Club Inc Harness
 Race 7: BRAXTON FARRIERS RACING REWARDS MOBILE PACE - 2600m
 04 April 2026 - 4:45PM



Weather: Overcast

Field Times (Race Tempo) 3:14.26 (0:12.11) 3:02.15 (0:14.35) 2:47.79 (0:15.86) 2:31.93 (0:15.92) 2:16.01 (0:15.82) 2:00.20 (0:15.61) 1:44.58 (0:14.73) 1:29.85 (0:14.85)

Rank	TAB#	Horse	Overall Time	First 400m	Top Speed km/h (Section)	L2600	L2400	L2200	L2000	L1800	L1600	L1400	L1200
	(BAR#)	Driver	Margin (DT-W)	Last 600m	Fastest Section (Time)	Start - 2400	2400 - 2200	2200 - 2000	2000 - 1800	1800 - 1600	1600 - 1400	1400 - 1200	1200 - 1000
1	12	Ukraine	3:14.26	0:28.11	54.6 (400-200)	3:14.26	3:00.92 [11]	2:46.15 [11]	2:30.04 [12]	2:14.25 [10]	1:58.49 [10]	1:42.95 [10]	1:28.40 [10]
	(12)	R J Butt		0:42.71	2600 - 2400 (0:13.34)	(0:13.34)	(0:14.77)	(0:16.10)	(0:15.79)	(0:15.77)	(0:15.53)	(0:14.55)	(0:14.92)
2	3	Ar Gee Rulz	3:14.57	0:28.41	54.7 (200-0)	3:14.57	3:01.50 [10]	2:46.16 [12]	2:30.01 [13]	2:14.23 [12]	1:58.48 [11]	1:42.96 [11]	1:28.40 [11]
	(3)	G N Thornley	1.8L (+3)	0:42.71	2600 - 2400 (0:13.07)	(0:13.07)	(0:15.34)	(0:16.14)	(0:15.78)	(0:15.74)	(0:15.53)	(0:14.55)	(0:14.91)
3	11	Don Juan	3:15.00	0:27.80	54.5 (200-0)	3:15.00	3:01.98 [9]	2:47.19 [8]	2:31.10 [10]	2:15.30 [8]	1:59.53 [9]	1:43.99 [8]	1:29.43 [8]
	(11)	R D Close	4.2L (-2)	0:43.75	2600 - 2400 (0:13.02)	(0:13.02)	(0:14.78)	(0:16.09)	(0:15.80)	(0:15.78)	(0:15.54)	(0:14.56)	(0:14.94)
4	5	Jack's Eyre	3:15.07	0:27.51	55.7 (2600 - 2400)	3:15.07	3:02.56 [4]	2:47.55 [5]	2:31.48 [8]	2:15.68 [7]	1:59.88 [7]	1:44.36 [7]	1:29.81 [6]
	(5)	B T Hope	4.6L (-1)	0:44.13	2600 - 2400 (0:12.51)	(0:12.51)	(0:15.00)	(0:16.08)	(0:15.80)	(0:15.80)	(0:15.52)	(0:14.55)	(0:14.96)
5	13	Fitzthebill	3:15.27	0:28.47	54.2 (200-0)	3:15.27	3:01.62 [14]	2:46.80 [13]	2:31.21 [11]	2:15.54 [9]	1:59.82 [8]	1:44.22 [9]	1:29.52 [9]
	(13)	B N Orange	5.8L (-22)	0:43.79	200-0 (0:13.61)	(0:13.65)	(0:14.82)	(0:15.60)	(0:15.66)	(0:15.72)	(0:15.60)	(0:14.70)	(0:14.90)
6	15	Matai Harry	3:15.37	0:27.76	54.4 (2600 - 2400)	3:15.37	3:02.46 [8]	2:47.60 [7]	2:32.32 [3]	2:16.82 [2]	2:00.90 [3]	1:45.33 [3]	1:30.81 [2]
	(15)	W J House	6.3L (+1)	0:45.07	2600 - 2400 (0:12.91)	(0:12.91)	(0:14.85)	0:15.29	0:15.50	(0:15.92)	(0:15.57)	0:14.52	(0:14.98)
7	4	Unico Realta	3:15.43	0:26.46	57.4 (2600 - 2400)	3:15.43	3:03.32 [1]	2:48.96 [1]	2:33.10 [1]	2:17.18 [1]	2:01.37 [1]	1:45.75 [1]	1:31.02 [1]
	(4)	R E Harrison	6.7L (-26)	0:45.30	2600 - 2400 (0:12.11)	(0:12.11)	0:14.35	(0:15.86)	(0:15.92)	(0:15.82)	(0:15.61)	(0:14.73)	0:14.85
8	10	Woodlea Rocks	3:15.47	0:27.99	53.4 (2600 - 2400)	3:15.47	3:02.12 [12]	2:47.47 [10]	2:31.95 [6]	2:16.16 [6]	2:00.34 [6]	1:44.76 [6]	1:30.06 [7]
	(10)	J C Morrison	6.9L (-23)	0:44.32	2600 - 2400 (0:13.34)	(0:13.34)	(0:14.65)	(0:15.52)	(0:15.80)	(0:15.82)	(0:15.57)	(0:14.71)	0:14.85
9	14	Classie Linc	3:15.58	0:27.96	55.7 (2600 - 2400)	3:15.58	3:02.74 [7]	2:47.62 [9]	2:31.71 [9]	2:15.33 [11]	1:58.73 [13]	1:43.23 [13]	1:28.70 [13]
	(14)	S J Tomlinson	7.6L (+8)	0:43.42	2600 - 2400 (0:12.84)	(0:12.84)	(0:15.12)	(0:15.91)	(0:16.37)	(0:16.60)	0:15.50	0:14.52	(0:14.94)
10	1	Country Gold	3:15.70	0:27.43	54.1 (2600 - 2400)	3:15.70	3:02.87 [6]	2:48.27 [4]	2:32.52 [4]	2:16.73 [5]	2:00.89 [5]	1:45.29 [5]	1:30.62 [5]
	(1)	T M Williams	8.2L (-23)	0:44.88	2600 - 2400 (0:12.83)	(0:12.83)	(0:14.60)	(0:15.75)	(0:15.79)	(0:15.84)	(0:15.60)	(0:14.67)	(0:14.88)

Scrapped: Always A Menace (#7)
 Did Not Finish: Clonakilty (#6)

Report Created: Sat 04 April 2026

(Note: Races are conducted over an approximate distance as close as possible to the advertised distance, and recorded data may vary accordingly. Official times refer to race times only and do not include handicap times.)

[] Position in running at each section and finish TAB# Saddle cloth number

-:-:- No data available at this section

NA No data available

DNT Did not track

BAR# Barrier/Gate Position

DNF Did not finish

DT-W Distance travelled compared to winner in metres

□ Fastest split

■ Fastest section



NZ Metropolitan Trotting Club Inc Harness
 Race 7: BRAXTON FARRIERS RACING REWARDS MOBILE PACE - 2600m
 04 April 2026 - 4:45PM



Weather: Overcast

Field Times (Race Tempo) 3:14.26 (0:12.11) 3:02.15 (0:14.35) 2:47.79 (0:15.86) 2:31.93 (0:15.92) 2:16.01 (0:15.82) 2:00.20 (0:15.61) 1:44.58 (0:14.73) 1:29.85 (0:14.85)

Rank	TAB#	Horse	Overall Time	First 400m	Top Speed km/h (Section)	L2600	L2400	L2200	L2000	L1800	L1600	L1400	L1200
	(BAR#)	Driver	Margin (DT-W)	Last 600m	Fastest Section (Time)	Start - 2400	2400 - 2200	2200 - 2000	2000 - 1800	1800 - 1600	1600 - 1400	1400 - 1200	1200 - 1000
11	2	Unico Tessa	3:15.76	0:26.97	55.6 (2600 - 2400)	3:15.76	3:03.29 [3]	2:48.79 [2]	2:33.03 [2]	2:17.13 [3]	2:01.58 [2]	1:45.83 [2]	1:31.07 [3]
	(2)	A J Cameron	8.6L (-29)	0:45.27	2600 - 2400 (0:12.47)	(0:12.47)	(0:14.50)	(0:15.76)	(0:15.89)	(0:15.55)	(0:15.75)	(0:14.76)	(0:15.00)
12	8	Amici	3:15.83	0:27.33	55.1 (2600 - 2400)	3:15.83	3:03.38 [2]	2:48.50 [3]	2:32.56 [5]	2:16.89 [4]	2:01.02 [4]	1:45.45 [4]	1:30.91 [4]
	(8)	John R Dunn	9.0L (+1)	0:45.21	2600 - 2400 (0:12.45)	(0:12.45)	(0:14.88)	(0:15.94)	(0:15.67)	(0:15.87)	(0:15.57)	(0:14.54)	(0:15.00)
13	9	Foliejon Star	3:17.95	0:28.74	52.9 (2600 - 2400)	3:17.95	3:04.53 [13]	2:49.20 [14]	2:33.06 [14]	2:17.22 [13]	2:01.52 [12]	1:46.00 [12]	1:31.40 [12]
	(9)	M J Williamson	21.1L (-3)	0:46.15	2600 - 2400 (0:13.42)	(0:13.42)	(0:15.32)	(0:16.14)	(0:15.84)	(0:15.70)	(0:15.53)	(0:14.60)	(0:14.97)

Scratched: Always A Menace (#7)
 Did Not Finish: Clonakilty (#6)

[] Position in running at each section and finish TAB# Saddle cloth number
 -:-:- No data available at this section BAR# Barrier/Gate Position
 NA No data available DNF Did not finish
 DNT Did not track DT-W Distance travelled compared to winner in metres

Fastest split
 Fastest section

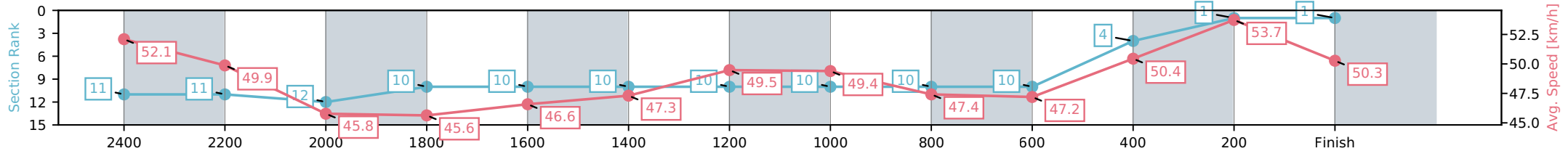
Horse/Jockey Name	Ukraine/R J Butt
Finish Rank	1
Fastest Section Time (Section)	0:13.34 (2600 - 2400)
Top Speed [km/h] (Section)	54.6 (400-200)
Race State	Finished



NZ Metropolitan Trotting Club Inc Harness
 Race 7: BRAXTON FARRIERS RACING REWARDS MOBILE
 PACE - 2600m
 04 April 2026 - 4:45PM
 Weather: Overcast



Section	L2600	L2400	L2200	L2000	L1800	L1600	L1400	L1200	L1000	L800	L600	L400	L200
Section Times	3:14.26 (0:13.34)	3:00.92 [11] (0:14.77)	2:46.15 [12] (0:16.10)	2:30.04 [10] (0:15.79)	2:14.25 [10] (0:15.77)	1:58.49 [10] (0:15.53)	1:42.95 [10] (0:14.55)	1:28.40 [10] (0:14.92)	1:13.49 [10] (0:15.52)	0:57.97 [10] (0:15.26)	0:42.71 [4] (0:14.69)	0:28.02 [1] (0:13.67)	0:14.35 [1] (0:14.35)
Average Speed [km/h]	52.1	49.9	45.8	45.6	46.6	47.3	49.5	49.4	47.4	47.2	50.4	53.7	50.3
Top Speed [km/h]	53.8	52.4	48.1	47.5	47.1	49.3	49.9	50.3	50.2	48.6	54.0	54.6	52.1
Avg. Dist. to Rail [m]	4.8	2.9	3.2	3.6	3.2	2.7	3.7	2.9	2.9	3.3	3.9	2.5	3.4



[] Ranking at each section and finish
 -:-:- No data available at this section
 NA No data available

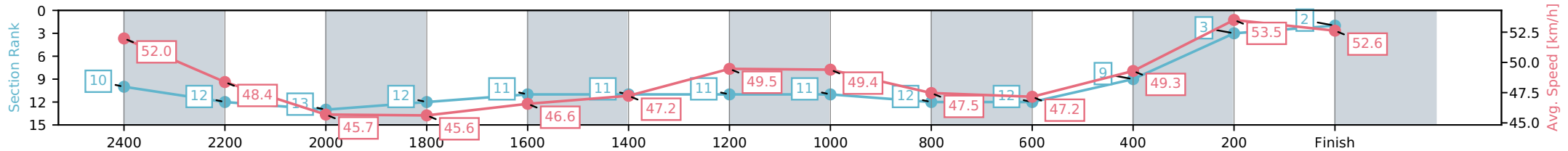
Horse/Jockey Name	Ar Gee Rulz/G N Thornley
Finish Rank	2
Fastest Section Time (Section)	0:13.07 (2600 - 2400)
Top Speed [km/h] (Section)	54.7 (200-0)
Race State	Finished



NZ Metropolitan Trotting Club Inc Harness
 Race 7: BRAXTON FARRIERS RACING REWARDS MOBILE
 PACE - 2600m
 04 April 2026 - 4:45PM
 Weather: Overcast



Section	L2600	L2400	L2200	L2000	L1800	L1600	L1400	L1200	L1000	L800	L600	L400	L200
Section Times	3:14.57 (0:13.07)	3:01.50 [12] (0:15.34)	2:46.16 [13] (0:16.14)	2:30.01 [12] (0:15.78)	2:14.23 [11] (0:15.74)	1:58.48 [11] (0:15.53)	1:42.96 [11] (0:14.55)	1:28.40 [11] (0:14.91)	1:13.49 [12] (0:15.52)	0:57.98 [12] (0:15.27)	0:42.71 [9] (0:15.02)	0:27.69 [3] (0:13.95)	0:13.74 [2] (0:13.74)
Average Speed [km/h]	52.0	48.4	45.7	45.6	46.6	47.2	49.5	49.4	47.5	47.2	49.3	53.5	52.6
Top Speed [km/h]	53.1	50.2	48.3	47.3	47.3	48.9	50.1	50.6	50.8	49.1	52.4	54.4	54.7
Avg. Dist. to Rail [m]	5.2	3.9	3.1	3.4	2.9	2.6	3.5	2.9	2.9	3.3	3.8	5.4	6.3



[] Ranking at each section and finish
 -:-:- No data available at this section
 NA No data available

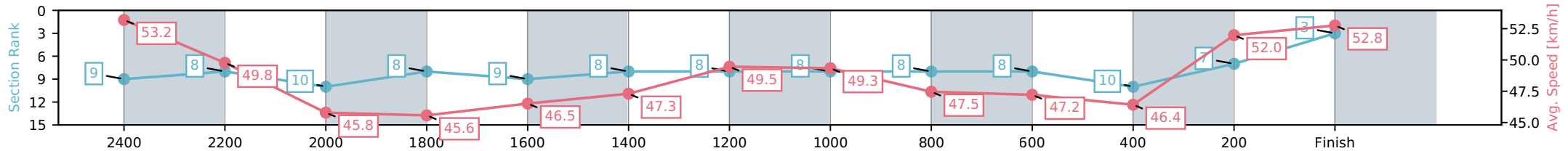
Horse/Jockey Name	Don Juan/R D Close
Finish Rank	3
Fastest Section Time (Section)	0:13.02 (2600 - 2400)
Top Speed [km/h] (Section)	54.5 (200-0)
Race State	Finished



NZ Metropolitan Trotting Club Inc Harness
 Race 7: BRAXTON FARRIERS RACING REWARDS MOBILE
 PACE - 2600m
 04 April 2026 - 4:45PM
 Weather: Overcast



Section	L2600	L2400	L2200	L2000	L1800	L1600	L1400	L1200	L1000	L800	L600	L400	L200
Section Times	3:15.00 (0:13.02)	3:01.98 [8] (0:14.78)	2:47.19 [10] (0:16.09)	2:31.10 [8] (0:15.80)	2:15.30 [9] (0:15.78)	1:59.53 [8] (0:15.54)	1:43.99 [8] (0:14.56)	1:29.43 [8] (0:14.94)	1:14.49 [8] (0:15.49)	0:59.00 [8] (0:15.25)	0:43.75 [10] (0:15.83)	0:27.92 [7] (0:14.20)	0:13.72 [3] (0:13.72)
Average Speed [km/h]	53.2	49.8	45.8	45.6	46.5	47.3	49.5	49.3	47.5	47.2	46.4	52.0	52.8
Top Speed [km/h]	54.3	53.1	47.7	47.4	47.1	49.3	50.0	50.0	50.0	48.3	48.0	54.3	54.5
Avg. Dist. to Rail [m]	3.6	2.7	3.1	3.6	3.1	2.8	3.7	2.9	2.9	3.2	2.8	4.4	8.4



[] Ranking at each section and finish
 -:-:- No data available at this section
 NA No data available

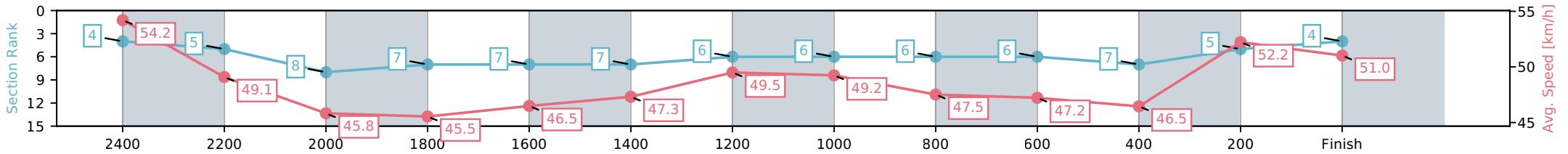
Horse/Jockey Name	Jack's Eyre/B T Hope
Finish Rank	4
Fastest Section Time (Section)	0:12.51 (2600 - 2400)
Top Speed [km/h] (Section)	55.7 (2600 - 2400)
Race State	Finished



NZ Metropolitan Trotting Club Inc Harness
 Race 7: BRAXTON FARRIERS RACING REWARDS MOBILE
 PACE - 2600m
 04 April 2026 - 4:45PM
 Weather: Overcast



Section	L2600	L2400	L2200	L2000	L1800	L1600	L1400	L1200	L1000	L800	L600	L400	L200
Section Times	3:15.07 (0:12.51)	3:02.56 [5] (0:15.00)	2:47.55 [8] (0:16.08)	2:31.48 [7] (0:15.80)	2:15.68 [7] (0:15.80)	1:59.88 [7] (0:15.52)	1:44.36 [6] (0:14.55)	1:29.81 [6] (0:14.96)	1:14.85 [6] (0:15.48)	0:59.37 [6] (0:15.24)	0:44.12 [7] (0:15.82)	0:28.31 [5] (0:14.15)	0:14.16 [4] (0:14.16)
Average Speed [km/h]	54.2	49.1	45.8	45.5	46.5	47.3	49.5	49.2	47.5	47.2	46.5	52.2	51.0
Top Speed [km/h]	55.7	53.1	47.6	47.2	47.2	49.1	50.0	50.0	50.1	48.1	47.8	53.4	53.2
Avg. Dist. to Rail [m]	7.5	2.9	3.0	3.5	3.0	2.7	3.6	2.8	2.9	3.2	2.8	4.0	5.8



[] Ranking at each section and finish
 -:-:- No data available at this section
 NA No data available

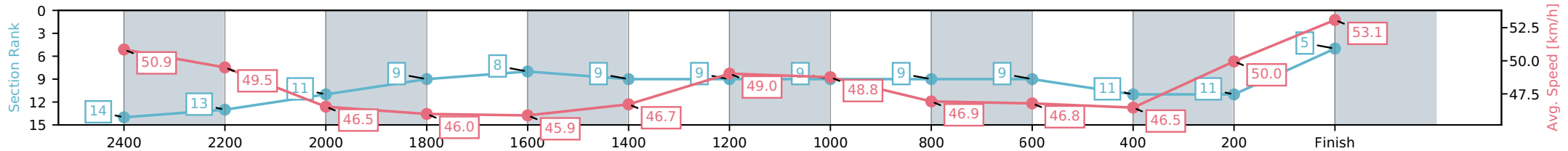
Horse/Jockey Name	Fitzthebill/B N Orange
Finish Rank	5
Fastest Section Time (Section)	0:13.61 (200-0)
Top Speed [km/h] (Section)	54.2 (200-0)
Race State	Finished



NZ Metropolitan Trotting Club Inc Harness
 Race 7: BRAXTON FARRIERS RACING REWARDS MOBILE
 PACE - 2600m
 04 April 2026 - 4:45PM
 Weather: Overcast



Section	L2600	L2400	L2200	L2000	L1800	L1600	L1400	L1200	L1000	L800	L600	L400	L200
Section Times	3:15.27 (0:13.65)	3:01.62 [13] (0:14.82)	2:46.80 [11] (0:15.60)	2:31.21 [9] (0:15.66)	2:15.54 [8] (0:15.72)	1:59.82 [9] (0:15.60)	1:44.22 [9] (0:14.70)	1:29.52 [9] (0:14.90)	1:14.63 [9] (0:15.46)	0:59.17 [9] (0:15.37)	0:43.80 [11] (0:15.62)	0:28.18 [11] (0:14.56)	0:13.61 [5] (0:13.61)
Average Speed [km/h]	50.9	49.5	46.5	46.0	45.9	46.7	49.0	48.8	46.9	46.8	46.5	50.0	53.1
Top Speed [km/h]	52.6	51.5	48.7	47.1	47.4	48.8	49.6	49.8	49.9	47.8	47.7	53.2	54.2
Avg. Dist. to Rail [m]	6.8	2.4	1.2	1.9	1.4	1.0	2.1	1.2	1.2	1.7	1.2	2.3	8.0



[] Ranking at each section and finish
 -:-:- No data available at this section
 NA No data available

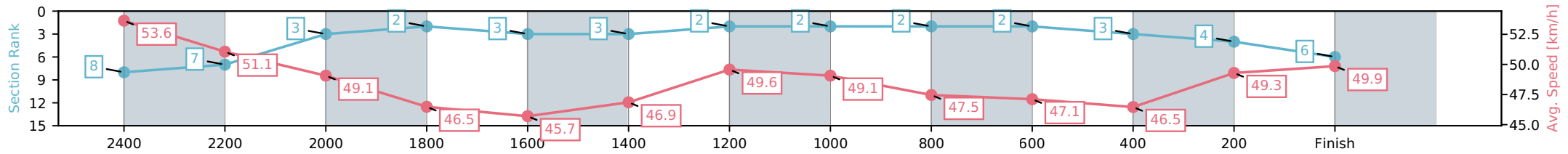
Horse/Jockey Name	Matai Harry/W J House
Finish Rank	6
Fastest Section Time (Section)	0:12.91 (2600 - 2400)
Top Speed [km/h] (Section)	54.4 (2600 - 2400)
Race State	Finished



NZ Metropolitan Trotting Club Inc Harness
 Race 7: BRAXTON FARRIERS RACING REWARDS MOBILE
 PACE - 2600m
 04 April 2026 - 4:45PM
 Weather: Overcast



Section	L2600	L2400	L2200	L2000	L1800	L1600	L1400	L1200	L1000	L800	L600	L400	L200
Section Times	3:15.37 (0:12.91)	3:02.46 [7] (0:14.85)	2:47.60 [3] (0:15.29)	2:32.32 [2] (0:15.50)	2:16.82 [3] (0:15.92)	2:00.90 [3] (0:15.57)	1:45.33 [2] (0:14.52)	1:30.81 [2] (0:14.98)	1:15.83 [2] (0:15.47)	1:00.36 [2] (0:15.29)	0:45.07 [3] (0:15.75)	0:29.33 [4] (0:14.83)	0:14.49 [6] (0:14.49)
Average Speed [km/h]	53.6	51.1	49.1	46.5	45.7	46.9	49.6	49.1	47.5	47.1	46.5	49.3	49.9
Top Speed [km/h]	54.4	52.7	51.4	48.0	46.0	49.0	50.2	49.6	50.0	47.6	48.0	51.0	51.6
Avg. Dist. to Rail [m]	10.2	6.5	5.6	3.1	1.9	1.9	3.5	2.6	2.7	3.1	2.5	2.5	4.2



- [] Ranking at each section and finish
- :-:- No data available at this section
- NA No data available

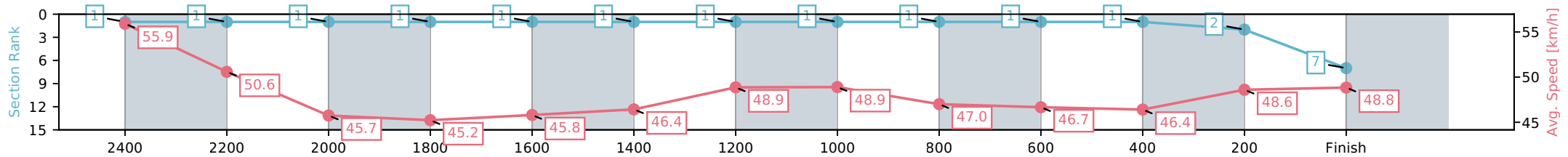
Horse/Jockey Name	Unico Realta/R E Harrison
Finish Rank	7
Fastest Section Time (Section)	0:12.11 (2600 - 2400)
Top Speed [km/h] (Section)	57.4 (2600 - 2400)
Race State	Finished



NZ Metropolitan Trotting Club Inc Harness
 Race 7: BRAXTON FARRIERS RACING REWARDS MOBILE
 PACE - 2600m
 04 April 2026 - 4:45PM
 Weather: Overcast



Section	L2600	L2400	L2200	L2000	L1800	L1600	L1400	L1200	L1000	L800	L600	L400	L200
Section Times	3:15.43 (0:12.11)	3:03.32 [1] (0:14.35)	2:48.96 [1] (0:15.86)	2:33.10 [1] (0:15.92)	2:17.18 [1] (0:15.82)	2:01.37 [1] (0:15.61)	1:45.75 [1] (0:14.73)	1:31.02 [1] (0:14.85)	1:16.17 [1] (0:15.44)	1:00.72 [1] (0:15.43)	0:45.29 [1] (0:15.61)	0:29.69 [2] (0:14.90)	0:14.79 [7] (0:14.79)
Average Speed [km/h]	55.9	50.6	45.7	45.2	45.8	46.4	48.9	48.9	47.0	46.7	46.4	48.6	48.8
Top Speed [km/h]	57.4	54.1	48.3	46.0	46.3	48.0	49.2	49.1	48.6	47.4	47.8	49.6	50.0
Avg. Dist. to Rail [m]	5.5	1.2	1.0	1.2	1.1	0.9	1.6	1.2	1.2	1.2	1.0	1.0	1.8



[] Ranking at each section and finish
 -:-:- No data available at this section
 NA No data available

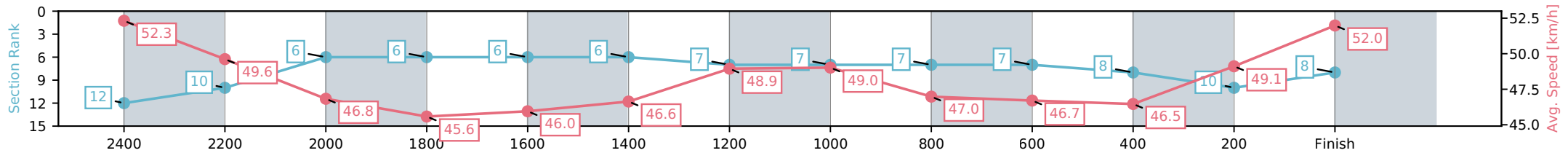
Horse/Jockey Name	Woodlea Rocks/J C Morrison
Finish Rank	8
Fastest Section Time (Section)	0:13.34 (2600 - 2400)
Top Speed [km/h] (Section)	53.4 (2600 - 2400)
Race State	Finished



NZ Metropolitan Trotting Club Inc Harness
 Race 7: BRAXTON FARRIERS RACING REWARDS MOBILE
 PACE - 2600m
 04 April 2026 - 4:45PM
 Weather: Overcast



Section	L2600	L2400	L2200	L2000	L1800	L1600	L1400	L1200	L1000	L800	L600	L400	L200
Section Times	3:15.47 (0:13.34)	3:02.12 [10] (0:14.65)	2:47.47 [6] (0:15.52)	2:31.95 [6] (0:15.80)	2:16.16 [6] (0:15.82)	2:00.34 [6] (0:15.57)	1:44.76 [7] (0:14.71)	1:30.06 [7] (0:14.85)	1:15.21 [7] (0:15.47)	0:59.73 [7] (0:15.42)	0:44.31 [8] (0:15.62)	0:28.69 [10] (0:14.78)	0:13.92 [8] (0:13.92)
Average Speed [km/h]	52.3	49.6	46.8	45.6	46.0	46.6	48.9	49.0	47.0	46.7	46.5	49.1	52.0
Top Speed [km/h]	53.4	51.8	49.3	46.8	46.7	48.6	49.4	49.8	49.1	47.7	47.6	51.9	53.2
Avg. Dist. to Rail [m]	2.8	1.3	1.3	1.7	1.5	1.3	2.0	1.4	1.4	1.6	1.3	1.4	4.8



- [] Ranking at each section and finish
- :-:- No data available at this section
- NA No data available

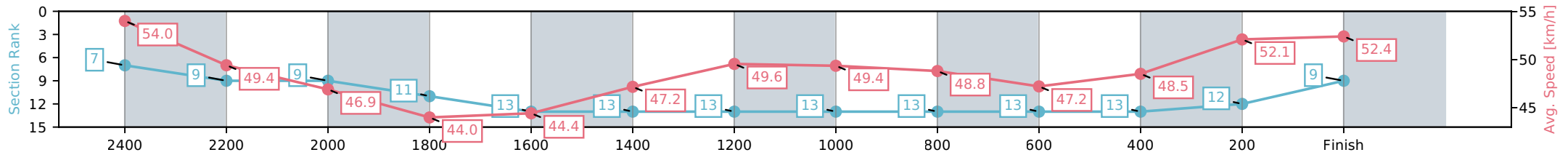
Horse/Jockey Name	Classie Linc/S J Tomlinson
Finish Rank	9
Fastest Section Time (Section)	0:12.84 (2600 - 2400)
Top Speed [km/h] (Section)	55.7 (2600 - 2400)
Race State	Finished



NZ Metropolitan Trotting Club Inc Harness
 Race 7: BRAXTON FARRIERS RACING REWARDS MOBILE
 PACE - 2600m
 04 April 2026 - 4:45PM
 Weather: Overcast



Section	L2600	L2400	L2200	L2000	L1800	L1600	L1400	L1200	L1000	L800	L600	L400	L200
Section Times	3:15.58 (0:12.84)	3:02.74 [9] (0:15.12)	2:47.62 [9] (0:15.91)	2:31.71 [11] (0:16.37)	2:15.33 [13] (0:16.60)	1:58.73 [13] (0:15.50)	1:43.23 [13] (0:14.52)	1:28.70 [13] (0:14.94)	1:13.76 [13] (0:15.09)	0:58.68 [13] (0:15.25)	0:43.42 [13] (0:15.26)	0:28.16 [12] (0:14.35)	0:13.81 [9] (0:13.81)
Average Speed [km/h]	54.0	49.4	46.9	44.0	44.4	47.2	49.6	49.4	48.8	47.2	48.5	52.1	52.4
Top Speed [km/h]	55.7	52.3	49.7	45.7	46.2	48.5	50.6	51.0	52.3	49.3	51.4	53.4	53.6
Avg. Dist. to Rail [m]	7.9	4.7	4.8	5.7	4.3	2.2	4.0	2.9	3.1	3.4	3.8	5.7	9.4



- [] Ranking at each section and finish
- :-:- No data available at this section
- NA No data available

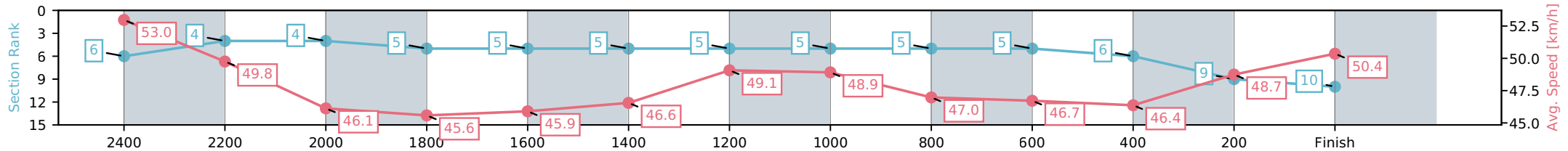
Horse/Jockey Name	Country Gold/T M Williams
Finish Rank	10
Fastest Section Time (Section)	0:12.83 (2600 - 2400)
Top Speed [km/h] (Section)	54.1 (2600 - 2400)
Race State	Finished



NZ Metropolitan Trotting Club Inc Harness
 Race 7: BRAXTON FARRIERS RACING REWARDS MOBILE
 PACE - 2600m
 04 April 2026 - 4:45PM
 Weather: Overcast



Section	L2600	L2400	L2200	L2000	L1800	L1600	L1400	L1200	L1000	L800	L600	L400	L200
Section Times	3:15.70 (0:12.83)	3:02.87 [4] (0:14.60)	2:48.27 [4] (0:15.75)	2:32.52 [5] (0:15.79)	2:16.73 [5] (0:15.84)	2:00.89 [5] (0:15.60)	1:45.29 [5] (0:14.67)	1:30.62 [5] (0:14.88)	1:15.74 [5] (0:15.46)	1:00.29 [5] (0:15.41)	0:44.88 [6] (0:15.66)	0:29.22 [9] (0:14.86)	0:14.36 [10] (0:14.36)
Average Speed [km/h]	53.0	49.8	46.1	45.6	45.9	46.6	49.1	48.9	47.0	46.7	46.4	48.7	50.4
Top Speed [km/h]	54.1	52.8	48.7	46.6	46.4	48.5	49.4	49.4	49.0	47.6	47.6	49.6	51.7
Avg. Dist. to Rail [m]	2.0	1.1	1.2	1.6	1.5	1.2	1.8	1.3	1.2	1.4	1.2	1.0	1.7



[] Ranking at each section and finish
 -:-:- No data available at this section
 NA No data available

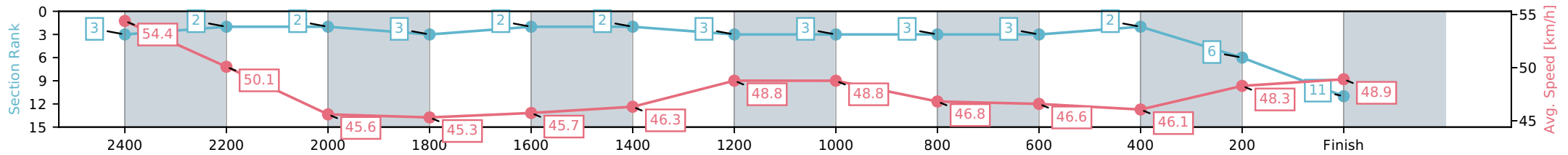
Horse/Jockey Name	Unico Tessa/A J Cameron
Finish Rank	11
Fastest Section Time (Section)	0:12.47 (2600 - 2400)
Top Speed [km/h] (Section)	55.6 (2600 - 2400)
Race State	Finished



NZ Metropolitan Trotting Club Inc Harness
 Race 7: BRAXTON FARRIERS RACING REWARDS MOBILE
 PACE - 2600m
 04 April 2026 - 4:45PM
 Weather: Overcast



Section	L2600	L2400	L2200	L2000	L1800	L1600	L1400	L1200	L1000	L800	L600	L400	L200
Section Times	3:15.76 (0:12.47)	3:03.29 [2] (0:14.50)	2:48.79 [2] (0:15.76)	2:33.03 [3] (0:15.89)	2:17.13 [2] (0:15.55)	2:01.58 [2] (0:15.75)	1:45.83 [3] (0:14.76)	1:31.07 [3] (0:15.00)	1:16.07 [3] (0:15.34)	1:00.73 [3] (0:15.45)	0:45.27 [2] (0:15.37)	0:29.90 [6] (0:15.06)	0:14.84 [11] (0:14.84)
Average Speed [km/h]	54.4	50.1	45.6	45.3	45.7	46.3	48.8	48.8	46.8	46.6	46.1	48.3	48.9
Top Speed [km/h]	55.6	53.6	48.8	46.3	46.4	47.9	49.2	49.2	48.9	47.6	47.2	49.1	49.7
Avg. Dist. to Rail [m]	3.4	1.2	0.5	1.4	1.8	2.0	3.1	2.0	0.9	2.0	2.3	1.9	4.4



- [] Ranking at each section and finish
- :-:- No data available at this section
- NA No data available

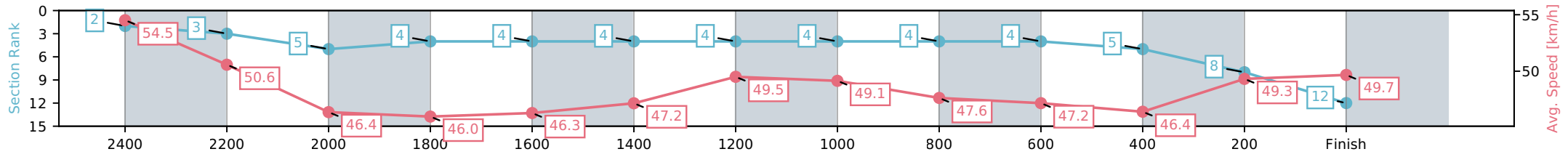
Horse/Jockey Name	Amici/John R Dunn
Finish Rank	12
Fastest Section Time (Section)	0:12.45 (2600 - 2400)
Top Speed [km/h] (Section)	55.1 (2600 - 2400)
Race State	Finished



NZ Metropolitan Trotting Club Inc Harness
 Race 7: BRAXTON FARRIERS RACING REWARDS MOBILE
 PACE - 2600m
 04 April 2026 - 4:45PM
 Weather: Overcast



Section	L2600	L2400	L2200	L2000	L1800	L1600	L1400	L1200	L1000	L800	L600	L400	L200
Section Times	3:15.83 (0:12.45)	3:03.38 [3] (0:14.88)	2:48.50 [5] (0:15.94)	2:32.56 [4] (0:15.67)	2:16.89 [4] (0:15.87)	2:01.02 [4] (0:15.57)	1:45.45 [4] (0:14.54)	1:30.91 [4] (0:15.00)	1:15.91 [4] (0:15.45)	1:00.46 [4] (0:15.26)	0:45.20 [5] (0:15.82)	0:29.39 [8] (0:14.85)	0:14.54 [12] (0:14.54)
Average Speed [km/h]	54.5	50.6	46.4	46.0	46.3	47.2	49.5	49.1	47.6	47.2	46.4	49.3	49.7
Top Speed [km/h]	55.1	54.4	49.3	47.1	46.6	49.1	49.8	49.8	49.9	47.9	47.9	50.5	51.8
Avg. Dist. to Rail [m]	11.8	5.7	3.7	3.5	3.1	2.7	3.8	2.9	3.0	3.3	2.8	2.7	6.4



[] Ranking at each section and finish
 -:-:- No data available at this section
 NA No data available

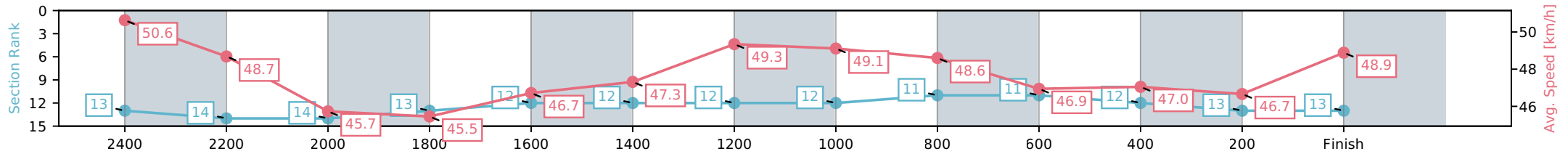
Horse/Jockey Name	Foliejon Star/M J Williamson
Finish Rank	13
Fastest Section Time (Section)	0:13.42 (2600 - 2400)
Top Speed [km/h] (Section)	52.9 (2600 - 2400)
Race State	Finished



NZ Metropolitan Trotting Club Inc Harness
 Race 7: BRAXTON FARRIERS RACING REWARDS MOBILE
 PACE - 2600m
 04 April 2026 - 4:45PM
 Weather: Overcast



Section	L2600	L2400	L2200	L2000	L1800	L1600	L1400	L1200	L1000	L800	L600	L400	L200
Section Times	3:17.95 (0:13.42)	3:04.53 [14] (0:15.32)	2:49.20 [14] (0:16.14)	2:33.06 [13] (0:15.84)	2:17.22 [12] (0:15.70)	2:01.52 [12] (0:15.53)	1:46.00 [12] (0:14.60)	1:31.40 [12] (0:14.97)	1:16.43 [11] (0:14.94)	1:01.49 [11] (0:15.34)	0:46.15 [12] (0:15.56)	0:30.59 [13] (0:15.81)	0:14.78 [13] (0:14.78)
Average Speed [km/h]	50.6	48.7	45.7	45.5	46.7	47.3	49.3	49.1	48.6	46.9	47.0	46.7	48.9
Top Speed [km/h]	52.9	50.6	48.3	47.1	47.6	48.6	50.0	50.3	50.7	48.0	48.8	50.1	49.7
Avg. Dist. to Rail [m]	14.1	5.0	3.4	3.9	3.0	2.8	3.9	2.5	1.4	1.7	2.2	3.4	3.2



- [] Ranking at each section and finish
- :-:- No data available at this section
- NA No data available