



# NZ Metropolitan Trotting Club Inc Harness

Race 8: SYNCROFLEX SUPERIOR EQUINE/CANINE SUPPLEMENTS HCP TROT - 2600m

04 April 2026 - 5:08PM

Weather: Overcast



Field Times	3:19.80	3:02.19	2:47.32	2:31.50	2:16.03	2:00.66	1:45.59	1:30.65
(Race Tempo)	(0:17.61)	(0:14.87)	(0:15.82)	(0:15.47)	(0:15.37)	(0:15.06)	(0:14.94)	(0:15.54)

Rank	TAB#	Horse	Overall Time	First 400m	Top Speed km/h (Section)	L2600	L2400	L2200	L2000	L1800	L1600	L1400	L1200
	(BAR#)	Driver	Margin (DT-W)	Last 600m	Fastest Section (Time)	Start - 2400	2400 - 2200	2200 - 2000	2000 - 1800	1800 - 1600	1600 - 1400	1400 - 1200	1200 - 1000
1	6	Nellie Doyle	3:19.80	0:32.48	52.6 (2600 - 2400)	3:19.80	3:02.19 [1]	2:47.32 [1]	2:31.50 [1]	2:16.03 [1]	2:00.66 [1]	1:45.59 [1]	1:30.65 [1]
	(1)	B N Orange		0:43.49	200-0 (0:14.08)	(0:17.61)	(0:14.87)	(0:15.82)	(0:15.48)	(0:15.37)	(0:15.06)	(0:14.94)	(0:15.54)
2	5	Freya	3:19.94	0:34.86	54.2 (200-0)	3:19.94	3:00.71 [7]	2:45.08 [6]	2:29.38 [7]	2:14.52 [7]	1:59.45 [6]	1:44.78 [5]	1:29.80 [5]
	(U1)	B T Hope	0.8L (+22)	0:42.94	200-0 (0:13.73)	(0:19.23)	(0:15.63)	(0:15.70)	(0:14.86)	(0:15.07)	(0:14.67)	(0:14.98)	(0:15.50)
3	10	Rock Lobster	3:20.31	0:35.16	54.0 (200-0)	3:20.31	3:00.35 [9]	2:45.15 [8]	2:29.45 [8]	2:14.58 [8]	1:59.50 [8]	1:44.85 [7]	1:29.87 [7]
	(U1)	John R Dunn	2.9L (+21)	0:43.01	200-0 (0:13.80)	(0:19.96)	(0:15.20)	(0:15.70)	(0:14.86)	(0:15.09)	(0:14.65)	(0:14.98)	(0:15.50)
4	1	One El	3:20.38	0:33.13	53.0 (200-0)	3:20.38	3:02.46 [3]	2:47.26 [3]	2:31.37 [3]	2:15.91 [3]	2:00.50 [4]	1:45.40 [4]	1:30.51 [4]
	(1)	C J DeFilippi	3.3L (+1)	0:43.35	200-0 (0:14.00)	(0:17.92)	(0:15.21)	(0:15.89)	(0:15.46)	(0:15.41)	(0:15.10)	(0:14.89)	(0:15.47)
5	9	Walkinonsunshine	3:20.64	0:34.54	52.3 (1800-1600)	3:20.64	3:01.75 [6]	2:46.10 [5]	2:30.48 [5]	2:15.67 [4]	2:01.25 [2]	1:45.83 [3]	1:30.83 [3]
	(4)	M J Williamson	4.8L (+18)	0:43.94	400-200 (0:14.42)	(0:18.89)	(0:15.65)	(0:15.62)	(0:14.81)	(0:14.42)	(0:15.41)	(0:15.00)	(0:15.49)
6	3	Styrax	3:20.99	0:35.51	53.1 (200-0)	3:20.99	3:00.47 [10]	2:45.48 [9]	2:29.72 [9]	2:14.82 [9]	1:59.71 [9]	1:45.23 [9]	1:30.22 [9]
	(U2)	K A Butt	6.8L (+22)	0:43.36	200-0 (0:13.98)	(0:20.52)	(0:14.99)	(0:15.76)	(0:14.90)	(0:15.12)	(0:14.48)	(0:15.00)	(0:15.48)
7	2	Wilma's Boy	3:21.14	0:32.83	52.6 (200-0)	3:21.14	3:03.51 [2]	2:48.31 [2]	2:32.50 [2]	2:17.05 [2]	2:01.67 [3]	1:46.62 [2]	1:31.68 [2]
	(U1)	R J Butt	7.6L (-2)	0:44.52	400-200 (0:14.26)	(0:17.63)	(0:15.20)	(0:15.81)	(0:15.45)	(0:15.38)	(0:15.05)	(0:14.94)	(0:15.53)
8	7	Paris Prince	3:21.48	0:34.16	52.0 (400-200)	3:21.48	3:02.77 [5]	2:47.32 [4]	2:31.51 [4]	2:16.48 [5]	2:01.17 [5]	1:46.08 [6]	1:31.21 [6]
	(2)	S J Thornley	9.6L (-2)	0:44.10	400-200 (0:14.40)	(0:18.71)	(0:15.45)	(0:15.81)	(0:15.04)	(0:15.31)	(0:15.09)	(0:14.87)	(0:15.44)
9	4	Helloveamoment	3:23.21	0:34.88	52.8 (200-0)	3:23.21	3:03.55 [8]	2:48.33 [7]	2:32.86 [6]	2:17.83 [6]	2:02.50 [7]	1:47.49 [8]	1:32.60 [8]
	(1)	R D Close	19.4L (+1)	0:45.47	400-200 (0:14.38)	(0:19.66)	(0:15.22)	(0:15.48)	(0:15.02)	(0:15.33)	(0:15.02)	(0:14.89)	(0:15.49)
10	8	Rata	3:24.14	0:36.60	53.0 (200-0)	3:24.14	3:05.82 [4]	2:47.54 [10]	2:30.29 [10]	2:14.68 [10]	1:58.69 [10]	1:43.56 [10]	1:29.18 [10]
	(3)	J W Cox	24.8L (+11)	0:43.58	200-0 (0:13.75)	(0:18.32)	(0:18.28)	(0:17.25)	(0:15.62)	(0:15.98)	(0:15.14)	(0:14.37)	(0:15.30)

Report Created: Sat 04 April 2026

(Note: Races are conducted over an approximate distance as close as possible to the advertised distance, and recorded data may vary accordingly. Official times refer to race times only and do not include handicap times.)

[ ] Position in running at each section and finish TAB# Saddle cloth number

[ ] Fastest split

-:--:-- No data available at this section

BAR# Barrier/Gate Position

■ Fastest section

NA No data available

DNF Did not finish

DNT Did not track

DT-W Distance travelled compared to winner in metres



# NZ Metropolitan Trotting Club Inc Harness

Race 8: SYNCROFLEX SUPERIOR EQUINE/CANINE SUPPLEMENTS HCP TROT - 2600m

04 April 2026 - 5:08PM

Weather: Overcast



Field Times	1:15.12	0:59.13	0:43.49	0:28.32	0:14.07
(Race Tempo)	(0:15.99)	(0:15.64)	(0:15.16)	(0:14.25)	(0:14.07)

Rank	TAB#	Horse	Overall Time	First 400m	Top Speed km/h (Section)	L1000	L800	L600	L400	L200			
	(BAR#)	Driver	Margin (DT-W)	Last 600m	Fastest Section (Time)	1000 - 800	800 - 600	600 - 400	400 - 200	200 - Finish			
1	6	Nellie Doyle	3:19.80	0:32.48	52.6 (2600 - 2400)	1:15.12 [1]	0:59.13 [1]	0:43.49 [1]	0:28.32 [1]	0:14.08 [1]			
	(1)	B N Orange		0:43.49	200-0 (0:14.08)	(0:15.99)	(0:15.64)	(0:15.16)	(0:14.25)	(0:14.08)			
2	5	Freya	3:19.94	0:34.86	54.2 (200-0)	1:14.30 [5]	0:58.45 [5]	0:42.94 [4]	0:27.90 [4]	0:13.73 [4]			
	(U1)	B T Hope	0.8L (+22)	0:42.94	200-0 (0:13.73)	(0:15.85)	(0:15.51)	(0:15.03)	(0:14.18)	(0:13.73)			
3	10	Rock Lobster	3:20.31	0:35.16	54.0 (200-0)	1:14.37 [7]	0:58.53 [7]	0:43.01 [6]	0:27.99 [6]	0:13.80 [6]			
	(U1)	John R Dunn	2.9L (+21)	0:43.01	200-0 (0:13.80)	(0:15.84)	(0:15.52)	(0:15.01)	(0:14.20)	(0:13.80)			
4	1	One El	3:20.38	0:33.13	53.0 (200-0)	1:15.04 [4]	0:59.04 [4]	0:43.35 [5]	0:28.25 [5]	0:14.00 [5]			
	(1)	C J DeFilippi	3.3L (+1)	0:43.35	200-0 (0:14.00)	(0:15.99)	(0:15.69)	(0:15.10)	(0:14.25)	(0:14.00)			
5	9	Walkinonsunshine	3:20.64	0:34.54	52.3 (1800-1600)	1:15.34 [3]	0:59.50 [3]	0:43.94 [3]	0:28.94 [2]	0:14.52 [3]			
	(4)	M J Williamson	4.8L (+18)	0:43.94	400-200 (0:14.42)	(0:15.84)	(0:15.56)	(0:15.00)	(0:14.42)	(0:14.52)			
6	3	Styrax	3:20.99	0:35.51	53.1 (200-0)	1:14.74 [9]	0:58.88 [9]	0:43.37 [8]	0:28.30 [8]	0:13.98 [8]			
	(U2)	K A Butt	6.8L (+22)	0:43.36	200-0 (0:13.98)	(0:15.86)	(0:15.51)	(0:15.06)	(0:14.32)	(0:13.98)			
7	2	Wilma's Boy	3:21.14	0:32.83	52.6 (200-0)	1:16.14 [2]	1:00.15 [2]	0:44.51 [2]	0:29.36 [3]	0:15.11 [2]			
	(U1)	R J Butt	7.6L (-2)	0:44.52	400-200 (0:14.26)	(0:15.99)	(0:15.64)	(0:15.15)	(0:14.26)	(0:15.11)			
8	7	Paris Prince	3:21.48	0:34.16	52.0 (400-200)	1:15.78 [6]	0:59.82 [6]	0:44.10 [7]	0:28.97 [7]	0:14.57 [7]			
	(2)	S J Thornley	9.6L (-2)	0:44.10	400-200 (0:14.40)	(0:15.96)	(0:15.72)	(0:15.13)	(0:14.40)	(0:14.57)			
9	4	Helloveamoment	3:23.21	0:34.88	52.8 (200-0)	1:17.11 [8]	1:01.20 [8]	0:45.48 [9]	0:30.39 [9]	0:16.01 [9]			
	(1)	R D Close	19.4L (+1)	0:45.47	400-200 (0:14.38)	(0:15.91)	(0:15.72)	(0:15.08)	(0:14.38)	(0:16.01)			
10	8	Rata	3:24.14	0:36.60	53.0 (200-0)	1:13.88 [10]	0:58.32 [10]	0:43.59 [10]	0:28.52 [10]	0:13.75 [10]			
	(3)	J W Cox	24.8L (+11)	0:43.58	200-0 (0:13.75)	(0:15.57)	(0:14.73)	(0:15.06)	(0:14.77)	(0:13.75)			

Report Created: Sat 04 April 2026

(Note: Races are conducted over an approximate distance as close as possible to the advertised distance, and recorded data may vary accordingly. Official times refer to race times only and do not include handicap times.)

[ ] Position in running at each section and finish    TAB# Saddle cloth number  
 -:-:- No data available at this section    BAR# Barrier/Gate Position  
 NA No data available    DNF Did not finish  
 DNT Did not track    DT-W Distance travelled compared to winner in metres

Fastest split  
 Fastest section

Horse/Jockey Name	Nellie Doyle/B N Orange
Finish Rank	1
Fastest Section Time (Section)	0:14.08 (200-0)
Top Speed [km/h] (Section)	52.6 (2600 - 2400)
Race State	Finished



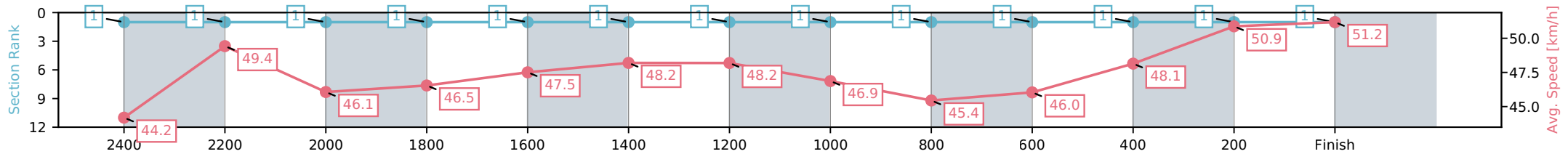
NZ Metropolitan Trotting Club Inc Harness  
 Race 8: SYNCROFLEX SUPERIOR EQUINE/CANINE  
 SUPPLEMENTS HCP TROT - 2600m



04 April 2026 - 5:08PM

Weather: Overcast

Section	L2600	L2400	L2200	L2000	L1800	L1600	L1400	L1200	L1000	L800	L600	L400	L200
Section Times	3:19.80 (0:17.61)	3:02.19 [1] (0:14.87)	2:47.32 [1] (0:15.82)	2:31.50 [1] (0:15.48)	2:16.03 [1] (0:15.37)	2:00.66 [1] (0:15.06)	1:45.59 [1] (0:14.94)	1:30.65 [1] (0:15.54)	1:15.12 [1] (0:15.99)	0:59.13 [1] (0:15.64)	0:43.49 [1] (0:15.16)	0:28.32 [1] (0:14.25)	0:14.08 [1] (0:14.08)
Average Speed [km/h]	44.2	49.4	46.1	46.5	47.5	48.2	48.2	46.9	45.4	46.0	48.1	50.9	51.2
Top Speed [km/h]	52.6	51.8	48.4	48.2	50.8	50.4	48.4	47.9	46.6	47.2	49.4	52.2	52.5
Avg. Dist. to Rail [m]	8.3	3.0	1.7	2.5	2.5	1.3	3.2	1.5	1.3	2.1	2.3	1.3	3.5



[ ] Ranking at each section and finish  
 -:-:- No data available at this section  
 NA No data available

Horse/Jockey Name	Freya/B T Hope
Finish Rank	2
Fastest Section Time (Section)	0:13.73 (200-0)
Top Speed [km/h] (Section)	54.2 (200-0)
Race State	Finished



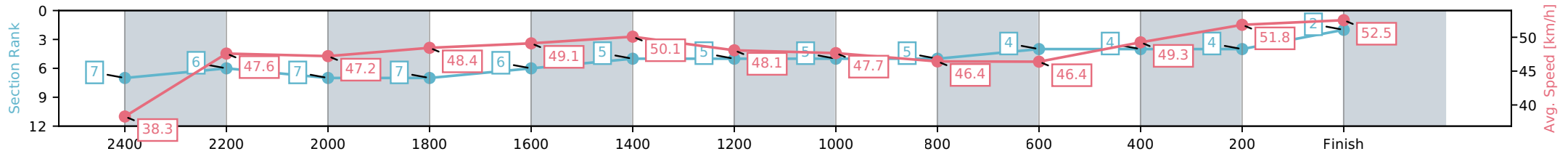
NZ Metropolitan Trotting Club Inc Harness  
 Race 8: SYNCROFLEX SUPERIOR EQUINE/CANINE  
 SUPPLEMENTS HCP TROT - 2600m



04 April 2026 - 5:08PM

Weather: Overcast

Section	L2600	L2400	L2200	L2000	L1800	L1600	L1400	L1200	L1000	L800	L600	L400	L200
Section Times	3:19.94 (0:19.23)	3:00.71 [6] (0:15.63)	2:45.08 [7] (0:15.70)	2:29.38 [7] (0:14.86)	2:14.52 [6] (0:15.07)	1:59.45 [5] (0:14.67)	1:44.78 [5] (0:14.98)	1:29.80 [5] (0:15.50)	1:14.30 [5] (0:15.85)	0:58.45 [4] (0:15.51)	0:42.94 [4] (0:15.03)	0:27.90 [4] (0:14.18)	0:13.73 [2] (0:13.73)
Average Speed [km/h]	38.3	47.6	47.2	48.4	49.1	50.1	48.1	47.7	46.4	46.4	49.3	51.8	52.5
Top Speed [km/h]	46.7	48.3	48.0	49.0	51.0	51.3	49.0	48.4	47.8	47.2	51.2	54.0	54.2
Avg. Dist. to Rail [m]	14.6	4.5	3.9	4.5	4.4	2.9	5.1	3.2	3.0	4.0	4.0	3.6	7.1



- [ ] Ranking at each section and finish
- :-:- No data available at this section
- NA No data available

Horse/Jockey Name	Rock Lobster/John R Dunn
Finish Rank	3
Fastest Section Time (Section)	0:13.80 (200-0)
Top Speed [km/h] (Section)	54.0 (200-0)
Race State	Finished

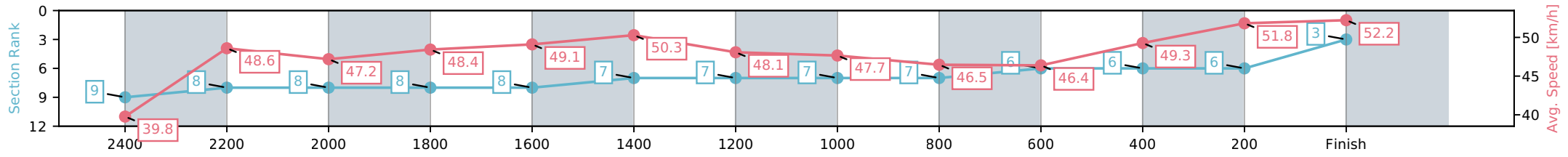


NZ Metropolitan Trotting Club Inc Harness  
 Race 8: SYNCROFLEX SUPERIOR EQUINE/CANINE  
 SUPPLEMENTS HCP TROT - 2600m



04 April 2026 - 5:08PM  
 Weather: Overcast

Section	L2600	L2400	L2200	L2000	L1800	L1600	L1400	L1200	L1000	L800	L600	L400	L200
Section Times	3:20.31 (0:19.96)	3:00.35 [8] (0:15.20)	2:45.15 [8] (0:15.70)	2:29.45 [8] (0:14.86)	2:14.58 [8] (0:15.09)	1:59.50 [7] (0:14.65)	1:44.85 [7] (0:14.98)	1:29.87 [7] (0:15.50)	1:14.37 [7] (0:15.84)	0:58.53 [6] (0:15.52)	0:43.01 [6] (0:15.01)	0:27.99 [6] (0:14.20)	0:13.80 [3] (0:13.80)
Average Speed [km/h]	39.8	48.6	47.2	48.4	49.1	50.3	48.1	47.7	46.5	46.4	49.3	51.8	52.2
Top Speed [km/h]	49.3	49.2	48.4	48.8	51.2	51.7	49.1	48.4	47.8	47.3	51.2	53.5	54.0
Avg. Dist. to Rail [m]	12.2	3.5	3.7	4.5	4.5	3.1	5.1	3.2	3.1	4.0	4.0	3.5	8.2



[ ] Ranking at each section and finish  
 -:-:- No data available at this section  
 NA No data available

Horse/Jockey Name	One El/C J DeFilippi
Finish Rank	4
Fastest Section Time (Section)	0:14.00 (200-0)
Top Speed [km/h] (Section)	53.0 (200-0)
Race State	Finished



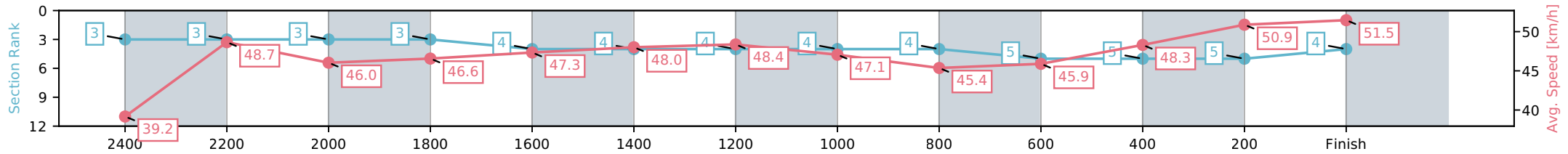
NZ Metropolitan Trotting Club Inc Harness  
 Race 8: SYNCROFLEX SUPERIOR EQUINE/CANINE  
 SUPPLEMENTS HCP TROT - 2600m



04 April 2026 - 5:08PM

Weather: Overcast

Section	L2600	L2400	L2200	L2000	L1800	L1600	L1400	L1200	L1000	L800	L600	L400	L200
Section Times	3:20.38 (0:17.92)	3:02.46 [3] (0:15.21)	2:47.26 [3] (0:15.89)	2:31.37 [3] (0:15.46)	2:15.91 [4] (0:15.41)	2:00.50 [4] (0:15.10)	1:45.40 [4] (0:14.89)	1:30.51 [4] (0:15.47)	1:15.04 [4] (0:15.99)	0:59.04 [5] (0:15.69)	0:43.35 [5] (0:15.10)	0:28.25 [5] (0:14.25)	0:14.00 [4] (0:14.00)
Average Speed [km/h]	39.2	48.7	46.0	46.6	47.3	48.0	48.4	47.1	45.4	45.9	48.3	50.9	51.5
Top Speed [km/h]	50.9	51.2	47.7	47.4	49.7	49.5	49.1	48.2	46.8	47.2	49.8	52.5	53.0
Avg. Dist. to Rail [m]	5.7	3.6	2.2	2.4	2.4	1.1	3.2	1.5	1.2	2.1	2.1	1.2	1.4



- [ ] Ranking at each section and finish
- :-:- No data available at this section
- NA No data available

Horse/Jockey Name	Walkinonsunshine/M J Williamson
Finish Rank	5
Fastest Section Time (Section)	0:14.42 (400-200)
Top Speed [km/h] (Section)	52.3 (1800-1600)
Race State	Finished



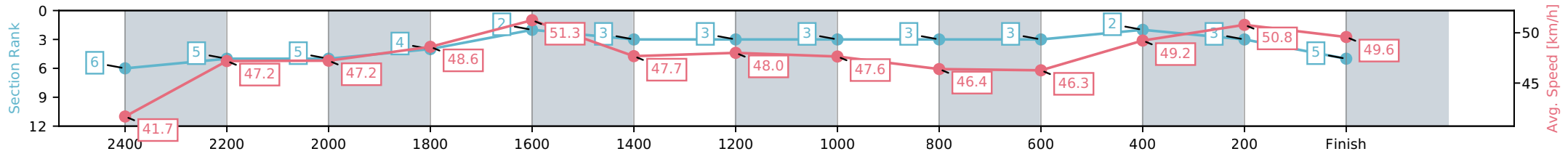
NZ Metropolitan Trotting Club Inc Harness  
 Race 8: SYNCROFLEX SUPERIOR EQUINE/CANINE  
 SUPPLEMENTS HCP TROT - 2600m



04 April 2026 - 5:08PM

Weather: Overcast

Section	L2600	L2400	L2200	L2000	L1800	L1600	L1400	L1200	L1000	L800	L600	L400	L200
Section Times	3:20.64 (0:18.89)	3:01.75 [5] (0:15.65)	2:46.10 [5] (0:15.62)	2:30.48 [4] (0:14.81)	2:15.67 [2] (0:14.42)	2:01.25 [3] (0:15.41)	1:45.83 [3] (0:15.00)	1:30.83 [3] (0:15.49)	1:15.34 [3] (0:15.84)	0:59.50 [3] (0:15.56)	0:43.94 [2] (0:15.00)	0:28.94 [3] (0:14.42)	0:14.52 [5] (0:14.52)
Average Speed [km/h]	41.7	47.2	47.2	48.6	51.3	47.7	48.0	47.6	46.4	46.3	49.2	50.8	49.6
Top Speed [km/h]	47.6	48.1	48.7	49.7	52.3	49.4	48.7	48.2	47.4	47.2	51.1	51.2	51.3
Avg. Dist. to Rail [m]	12.0	3.6	3.0	4.1	4.3	2.8	4.9	3.1	2.9	3.8	3.8	2.8	5.7



- [ ] Ranking at each section and finish
- :-:- No data available at this section
- NA No data available

Horse/Jockey Name	Styrax/K A Butt
Finish Rank	6
Fastest Section Time (Section)	0:13.98 (200-0)
Top Speed [km/h] (Section)	53.1 (200-0)
Race State	Finished



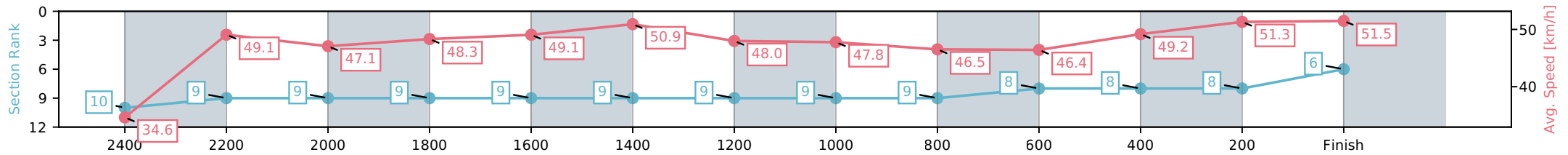
NZ Metropolitan Trotting Club Inc Harness  
 Race 8: SYNCROFLEX SUPERIOR EQUINE/CANINE  
 SUPPLEMENTS HCP TROT - 2600m



04 April 2026 - 5:08PM

Weather: Overcast

Section	L2600	L2400	L2200	L2000	L1800	L1600	L1400	L1200	L1000	L800	L600	L400	L200
Section Times	3:20.99 (0:20.52)	3:00.47 [9] (0:14.99)	2:45.48 [9] (0:15.76)	2:29.72 [9] (0:14.90)	2:14.82 [9] (0:15.12)	1:59.71 [9] (0:14.48)	1:45.23 [9] (0:15.00)	1:30.22 [9] (0:15.48)	1:14.74 [9] (0:15.86)	0:58.88 [8] (0:15.51)	0:43.37 [8] (0:15.06)	0:28.30 [8] (0:14.32)	0:13.98 [6] (0:13.98)
Average Speed [km/h]	34.6	49.1	47.1	48.3	49.1	50.9	48.0	47.8	46.5	46.4	49.2	51.3	51.5
Top Speed [km/h]	49.7	49.7	48.1	48.6	50.8	51.5	49.0	48.8	47.6	47.5	50.7	52.6	53.1
Avg. Dist. to Rail [m]	13.4	3.2	3.9	4.6	4.7	3.2	5.4	3.4	3.3	4.3	4.2	3.2	6.8



- [ ] Ranking at each section and finish
- :-:- No data available at this section
- NA No data available

Horse/Jockey Name	Wilma's Boy/R J Butt
Finish Rank	7
Fastest Section Time (Section)	0:14.26 (400-200)
Top Speed [km/h] (Section)	52.6 (200-0)
Race State	Finished



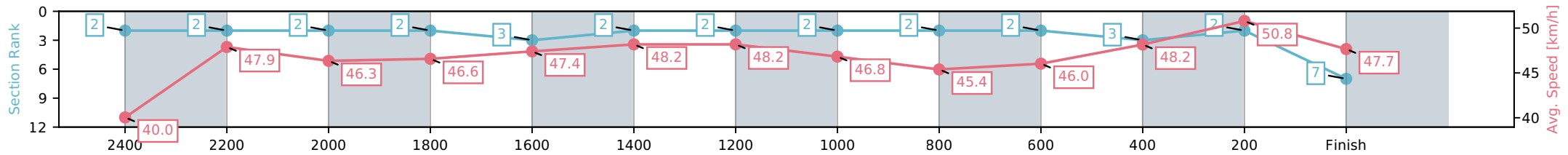
NZ Metropolitan Trotting Club Inc Harness  
 Race 8: SYNCROFLEX SUPERIOR EQUINE/CANINE  
 SUPPLEMENTS HCP TROT - 2600m



04 April 2026 - 5:08PM

Weather: Overcast

Section	L2600	L2400	L2200	L2000	L1800	L1600	L1400	L1200	L1000	L800	L600	L400	L200
Section Times	3:21.14 (0:17.63)	3:03.51 [2] (0:15.20)	2:48.31 [2] (0:15.81)	2:32.50 [2] (0:15.45)	2:17.05 [3] (0:15.38)	2:01.67 [2] (0:15.05)	1:46.62 [2] (0:14.94)	1:31.68 [2] (0:15.53)	1:16.14 [2] (0:15.99)	1:00.15 [2] (0:15.64)	0:44.51 [3] (0:15.15)	0:29.36 [2] (0:14.26)	0:15.11 [7] (0:15.11)
Average Speed [km/h]	40.0	47.9	46.3	46.6	47.4	48.2	48.2	46.8	45.4	46.0	48.2	50.8	47.7
Top Speed [km/h]	49.9	48.8	47.4	47.5	50.7	50.5	48.5	47.8	46.7	47.1	49.5	52.5	52.6
Avg. Dist. to Rail [m]	7.6	1.8	2.2	2.1	2.2	1.1	3.0	1.3	1.2	2.0	2.1	1.3	4.3



[ ] Ranking at each section and finish  
 -:-:- No data available at this section  
 NA No data available

Horse/Jockey Name	Paris Prince/S J Thornley
Finish Rank	8
Fastest Section Time (Section)	0:14.40 (400-200)
Top Speed [km/h] (Section)	52.0 (400-200)
Race State	Finished



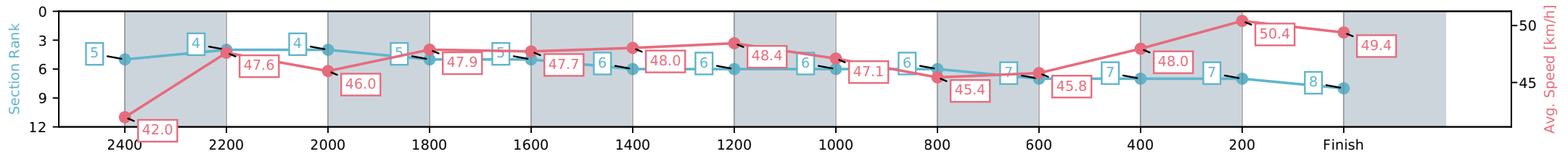
NZ Metropolitan Trotting Club Inc Harness  
 Race 8: SYNCROFLEX SUPERIOR EQUINE/CANINE  
 SUPPLEMENTS HCP TROT - 2600m



04 April 2026 - 5:08PM

Weather: Overcast

Section	L2600	L2400	L2200	L2000	L1800	L1600	L1400	L1200	L1000	L800	L600	L400	L200
Section Times	3:21.48 (0:18.71)	3:02.77 [4] (0:15.45)	2:47.32 [4] (0:15.81)	2:31.51 [5] (0:15.04)	2:16.48 [5] (0:15.31)	2:01.17 [6] (0:15.09)	1:46.08 [6] (0:14.87)	1:31.21 [6] (0:15.44)	1:15.78 [6] (0:15.96)	0:59.82 [7] (0:15.72)	0:44.10 [7] (0:15.13)	0:28.97 [7] (0:14.40)	0:14.57 [8] (0:14.57)
Average Speed [km/h]	42.0	47.6	46.0	47.9	47.7	48.0	48.4	47.1	45.4	45.8	48.0	50.4	49.4
Top Speed [km/h]	49.1	48.4	47.5	48.3	49.6	49.6	49.1	47.9	47.0	47.1	49.1	52.0	51.7
Avg. Dist. to Rail [m]	8.3	3.0	1.5	2.0	2.5	1.1	3.1	1.3	1.2	2.1	1.6	1.3	2.1



- [ ] Ranking at each section and finish
- :-:- No data available at this section
- NA No data available

Horse/Jockey Name	Helloveamoment/R D Close
Finish Rank	9
Fastest Section Time (Section)	0:14.38 (400-200)
Top Speed [km/h] (Section)	52.8 (200-0)
Race State	Finished



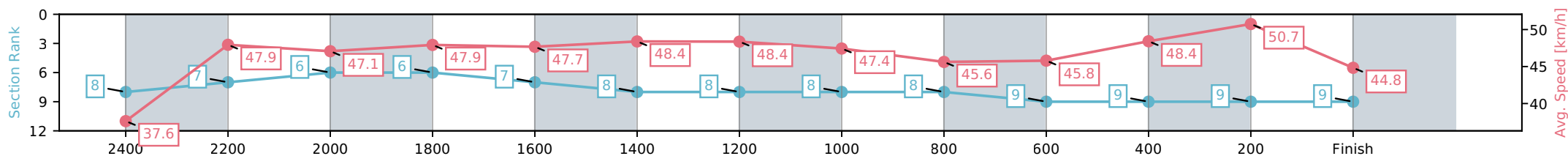
NZ Metropolitan Trotting Club Inc Harness  
 Race 8: SYNCROFLEX SUPERIOR EQUINE/CANINE  
 SUPPLEMENTS HCP TROT - 2600m



04 April 2026 - 5:08PM

Weather: Overcast

Section	L2600	L2400	L2200	L2000	L1800	L1600	L1400	L1200	L1000	L800	L600	L400	L200
Section Times	3:23.21 (0:19.66)	3:03.55 [7] (0:15.22)	2:48.33 [6] (0:15.48)	2:32.86 [6] (0:15.02)	2:17.83 [7] (0:15.33)	2:02.50 [8] (0:15.02)	1:47.49 [8] (0:14.89)	1:32.60 [8] (0:15.49)	1:17.11 [8] (0:15.91)	1:01.20 [9] (0:15.72)	0:45.48 [9] (0:15.08)	0:30.39 [9] (0:14.38)	0:16.01 [9] (0:16.01)
Average Speed [km/h]	37.6	47.9	47.1	47.9	47.7	48.4	48.4	47.4	45.6	45.8	48.4	50.7	44.8
Top Speed [km/h]	48.8	48.3	47.9	48.3	49.2	49.8	49.1	48.3	46.9	46.9	49.6	52.6	52.8
Avg. Dist. to Rail [m]	3.9	1.9	1.7	2.7	2.6	1.4	3.9	2.6	1.3	1.8	2.2	2.3	2.7



- [ ] Ranking at each section and finish
- :-:- No data available at this section
- NA No data available

Horse/Jockey Name	Rata/J W Cox
Finish Rank	10
Fastest Section Time (Section)	0:13.75 (200-0)
Top Speed [km/h] (Section)	53.0 (200-0)
Race State	Finished

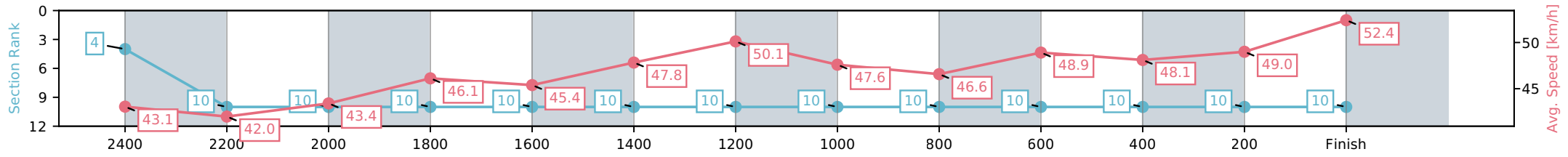


NZ Metropolitan Trotting Club Inc Harness  
 Race 8: SYNCROFLEX SUPERIOR EQUINE/CANINE  
 SUPPLEMENTS HCP TROT - 2600m



04 April 2026 - 5:08PM  
 Weather: Overcast

Section	L2600	L2400	L2200	L2000	L1800	L1600	L1400	L1200	L1000	L800	L600	L400	L200
Section Times	3:24.14 (0:18.32)	3:05.82 [10] (0:18.28)	2:47.54 [10] (0:17.25)	2:30.29 [10] (0:15.62)	2:14.68 [10] (0:15.98)	1:58.69 [10] (0:15.14)	1:43.56 [10] (0:14.37)	1:29.18 [10] (0:15.30)	1:13.88 [10] (0:15.57)	0:58.32 [10] (0:14.73)	0:43.59 [10] (0:15.06)	0:28.52 [10] (0:14.77)	0:13.75 [10] (0:13.75)
Average Speed [km/h]	43.1	42.0	43.4	46.1	45.4	47.8	50.1	47.6	46.6	48.9	48.1	49.0	52.4
Top Speed [km/h]	49.1	48.7	46.5	46.8	46.7	50.0	50.9	49.1	48.2	49.4	48.5	52.0	53.0
Avg. Dist. to Rail [m]	9.8	7.8	6.9	2.4	1.6	1.0	4.5	1.6	1.2	2.6	1.6	1.0	4.1



[ ] Ranking at each section and finish  
 -:-:- No data available at this section  
 NA No data available