



NZ Metropolitan Trotting Club Inc Harness
Race 9: PASCOES THE JEWELLERS MOBILE PACE - 1980m

04 April 2026 - 5:38PM



Weather: Overcast

Field Times (Race Tempo) 2:24.38 (0:11.50) 2:12.88 (0:14.54) 1:58.34 (0:15.09) 1:43.25 (0:14.41) 1:28.84 (0:14.95) 1:13.89 (0:14.99) 0:58.90 (0:15.30) 0:43.60 (0:15.32)

Rank	TAB#	Horse	Overall Time	First 400m	Top Speed km/h (Section)	L1980	L1800	L1600	L1400	L1200	L1000	L800	L600
	(BAR#)	Driver	Margin (DT-W)	Last 600m	Fastest Section (Time)	Start - 1800	1800 - 1600	1600 - 1400	1400 - 1200	1200 - 1000	1000 - 800	800 - 600	600 - 400
1	6	Take the Plunge	2:24.38	0:28.14	53.8 (200-0)	2:24.38	2:12.44 [4]	1:57.92 [3]	1:42.85 [4]	1:28.44 [4]	1:13.45 [4]	0:58.44 [4]	0:43.19 [4]
	(6)	B N Orange		0:43.19	400-200 (0:13.89)	(0:11.94)	(0:14.53)	(0:15.06)	(0:14.42)	(0:14.99)	(0:15.01)	(0:15.25)	(0:15.36)
2	11	Lester	2:24.53	0:28.64	55.6 (200-0)	2:24.53	2:12.01 [9]	1:57.54 [7]	1:42.47 [7]	1:28.11 [7]	1:13.13 [7]	0:58.16 [7]	0:42.86 [7]
	(11)	J C Morrison	0.9L (-13)	0:42.85	200-0 (0:13.28)	(0:12.52)	(0:14.47)	(0:15.07)	(0:14.36)	(0:14.98)	(0:14.98)	(0:15.30)	(0:15.49)
3	13	Arthur Shelby	2:24.53	0:28.30	53.1 (1980 - 1800)	2:24.53	2:12.23 [8]	1:57.82 [5]	1:43.29 [2]	1:28.97 [2]	1:13.82 [2]	0:58.85 [2]	0:43.60 [2]
	(13)	S W Hill	0.9L (+1)	0:43.60	200-0 (0:14.04)	(0:12.30)	(0:14.41)	(0:14.53)	(0:14.33)	(0:15.14)	(0:14.97)	(0:15.25)	(0:15.17)
4	5	Warrior Chief	2:24.63	0:28.49	54.1 (1980 - 1800)	2:24.63	2:12.88 [2]	1:57.81 [6]	1:42.76 [6]	1:28.39 [6]	1:13.39 [6]	0:58.40 [6]	0:43.13 [6]
	(5)	Craig D Thornley	1.4L (+1)	0:43.13	200-0 (0:13.81)	(0:11.75)	(0:15.06)	(0:15.05)	(0:14.38)	(0:15.00)	(0:14.99)	(0:15.26)	(0:15.38)
5	10	Cocktails And Caviar	2:24.93	0:28.07	54.3 (1980 - 1800)	2:24.93	2:12.72 [6]	1:58.44 [4]	1:43.27 [5]	1:28.84 [5]	1:13.78 [5]	0:58.81 [5]	0:43.49 [5]
	(10)	T S Chmiel	3.1L (-16)	0:43.48	400-200 (0:14.04)	(0:12.21)	(0:14.28)	(0:15.17)	(0:14.43)	(0:15.06)	(0:14.97)	(0:15.32)	(0:15.34)
6	9	Double Jeopardy	2:25.28	0:30.03	52.9 (400-200)	2:25.28	2:11.69 [13]	1:56.83 [13]	1:41.92 [12]	1:27.63 [12]	1:12.54 [12]	0:57.78 [12]	0:42.98 [11]
	(9)	T M Williams	5.2L (+2)	0:42.97	200-0 (0:13.99)	(0:13.59)	(0:14.86)	(0:14.91)	(0:14.29)	(0:15.09)	(0:14.76)	(0:14.81)	(0:14.70)
7	12	Next Level	2:25.31	0:29.69	54.3 (200-0)	2:25.31	2:12.44 [11]	1:57.26 [11]	1:42.27 [11]	1:28.07 [11]	1:13.02 [11]	0:58.14 [11]	0:42.84 [12]
	(12)	K A Butt	5.3L (+7)	0:42.84	200-0 (0:13.73)	(0:12.86)	(0:15.19)	(0:14.99)	(0:14.20)	(0:15.05)	(0:14.88)	(0:15.30)	(0:14.96)
8	8	Wild Willow	2:25.48	0:29.60	53.9 (200-0)	2:25.48	2:12.34 [12]	1:57.50 [10]	1:42.65 [10]	1:28.30 [10]	1:13.58 [9]	0:58.63 [10]	0:43.31 [10]
	(8)	R T May	6.3L (-19)	0:43.31	200-0 (0:13.64)	(0:13.14)	(0:14.84)	(0:14.85)	(0:14.34)	(0:14.72)	(0:14.95)	(0:15.32)	(0:15.24)
9	2	Mighty Flying Lou	2:25.59	0:28.80	52.8 (400-200)	2:25.59	2:13.35 [7]	1:58.42 [8]	1:43.39 [8]	1:29.05 [8]	1:14.02 [8]	0:59.05 [8]	0:43.76 [8]
	(2)	G D O'Reilly	6.9L (+1)	0:43.76	400-200 (0:14.18)	(0:12.24)	(0:14.93)	(0:15.02)	(0:14.34)	(0:15.04)	(0:14.96)	(0:15.30)	(0:15.39)
10	4	Commander Joe	2:25.61	0:29.32	53.4 (200-0)	2:25.61	2:13.45 [5]	1:58.01 [9]	1:43.01 [9]	1:28.72 [9]	1:13.67 [10]	0:58.77 [9]	0:43.44 [9]
	(4)	S J Thornley	7.0L (+3)	0:43.45	200-0 (0:13.89)	(0:12.16)	(0:15.44)	(0:15.00)	(0:14.30)	(0:15.05)	(0:14.89)	(0:15.33)	(0:15.42)

Report Created: Sat 04 April 2026

(Note: Races are conducted over an approximate distance as close as possible to the advertised distance, and recorded data may vary accordingly. Official times refer to race times only and do not include handicap times.)

[] Position in running at each section and finish TAB# Saddle cloth number

Fastest split

-:--:-- No data available at this section

BAR# Barrier/Gate Position

Fastest section

NA No data available

DNF Did not finish

DNT Did not track

DT-W Distance travelled compared to winner in metres



NZ Metropolitan Trotting Club Inc Harness
 Race 9: PASCOES THE JEWELLERS MOBILE PACE - 1980m
 04 April 2026 - 5:38PM



Weather: Overcast

Field Times (Race Tempo) 2:24.38 (0:11.50) 2:12.88 (0:14.54) 1:58.34 (0:15.09) 1:43.25 (0:14.41) 1:28.84 (0:14.95) 1:13.89 (0:14.99) 0:58.90 (0:15.30) 0:43.60 (0:15.32)

Rank	TAB#	Horse	Overall Time	First 400m	Top Speed km/h (Section)	L1980	L1800	L1600	L1400	L1200	L1000	L800	L600
	(BAR#)	Driver	Margin (DT-W)	Last 600m	Fastest Section (Time)	Start - 1800	1800 - 1600	1600 - 1400	1400 - 1200	1200 - 1000	1000 - 800	800 - 600	600 - 400
11	1	Sacetas	2:26.15	0:27.98	55.1 (200-0)	2:26.15	2:14.28 [3]	1:59.81 [2]	1:44.72 [3]	1:30.34 [3]	1:15.37 [3]	1:00.36 [3]	0:45.01 [3]
	(1)	R E Harrison	10.1L (-20)	0:45.02	200-0 (0:14.08)	(0:11.87)	(0:14.47)	(0:15.10)	(0:14.38)	(0:14.97)	(0:15.01)	(0:15.35)	(0:15.50)
12	3	Arma Hunter	2:26.57	0:29.84	52.9 (200-0)	2:26.57	2:13.76 [10]	1:58.44 [12]	1:42.89 [13]	1:28.49 [13]	1:13.78 [13]	0:59.03 [13]	0:44.08 [13]
	(3)	John R Dunn	12.5L (-3)	0:44.08	200-0 (0:14.26)	(0:12.81)	(0:15.31)	(0:15.56)	(0:14.40)	(0:14.71)	(0:14.75)	(0:14.96)	(0:15.40)
13	7	Slots	2:27.78	0:27.77	56.0 (1980 - 1800)	2:27.78	2:16.28 [1]	2:01.74 [1]	1:46.65 [1]	1:32.24 [1]	1:17.29 [1]	1:02.30 [1]	0:47.00 [1]
	(7)	A M Butt	19.5L (-18)	0:47.00	1400-1200 (0:14.41)	(0:11.50)	(0:14.54)	(0:15.09)	(0:14.41)	(0:14.95)	(0:14.99)	(0:15.30)	(0:15.65)

Report Created: Sat 04 April 2026

(Note: Races are conducted over an approximate distance as close as possible to the advertised distance, and recorded data may vary accordingly. Official times refer to race times only and do not include handicap times.)

[] Position in running at each section and finish TAB# Saddle cloth number

Fastest split

-:--:-- No data available at this section

BAR# Barrier/Gate Position

Fastest section

NA No data available

DNF Did not finish

DNT Did not track

DT-W Distance travelled compared to winner in metres



NZ Metropolitan Trotting Club Inc Harness
Race 9: PASCOES THE JEWELLERS MOBILE PACE - 1980m

04 April 2026 - 5:38PM



Weather: Overcast

Field Times 0:28.27 0:13.94
(Race Tempo) (0:14.34) (0:13.94)

Rank	TAB#	Horse	Overall Time	First 400m	Top Speed km/h (Section)	L400	L200						
	(BAR#)	Driver	Margin (DT-W)	Last 600m	Fastest Section (Time)	400 - 200	200 - Finish						
1	6	Take the plunge	2:24.38	0:28.14	53.8 (200-0)	0:27.82 [3]	0:13.94 [1]						
	(6)	B N Orange		0:43.19	400-200 (0:13.89)	(0:13.89)	(0:13.94)						
2	11	Lester	2:24.53	0:28.64	55.6 (200-0)	0:27.37 [8]	0:13.28 [5]						
	(11)	J C Morrison	0.9L (-13)	0:42.85	200-0 (0:13.28)	(0:14.08)	(0:13.28)						
3	13	Arthur Shelby	2:24.53	0:28.30	53.1 (1980 - 1800)	0:28.42 [1]	0:14.04 [2]						
	(13)	S W Hill	0.9L (+1)	0:43.60	200-0 (0:14.04)	(0:14.39)	(0:14.04)						
4	5	Warrior Chief	2:24.63	0:28.49	54.1 (1980 - 1800)	0:27.75 [6]	0:13.81 [3]						
	(5)	Craig D Thornley	1.4L (+1)	0:43.13	200-0 (0:13.81)	(0:13.94)	(0:13.81)						
5	10	Cocktails And Caviar	2:24.93	0:28.07	54.3 (1980 - 1800)	0:28.15 [5]	0:14.10 [4]						
	(10)	T S Chmiel	3.1L (-16)	0:43.48	400-200 (0:14.04)	(0:14.04)	(0:14.10)						
6	9	Double Jeopardy	2:25.28	0:30.03	52.9 (400-200)	0:28.27 [7]	0:13.99 [6]						
	(9)	T M Williams	5.2L (+2)	0:42.97	200-0 (0:13.99)	(0:14.28)	(0:13.99)						
7	12	Next Level	2:25.31	0:29.69	54.3 (200-0)	0:27.88 [11]	0:13.73 [8]						
	(12)	K A Butt	5.3L (+7)	0:42.84	200-0 (0:13.73)	(0:14.15)	(0:13.73)						
8	8	Wild Willow	2:25.48	0:29.60	53.9 (200-0)	0:28.07 [10]	0:13.64 [10]						
	(8)	R T May	6.3L (-19)	0:43.31	200-0 (0:13.64)	(0:14.43)	(0:13.64)						
9	2	Mighty Flying Lou	2:25.59	0:28.80	52.8 (400-200)	0:28.36 [9]	0:14.19 [7]						
	(2)	G D O'Reilly	6.9L (+1)	0:43.76	400-200 (0:14.18)	(0:14.18)	(0:14.19)						
10	4	Commander Joe	2:25.61	0:29.32	53.4 (200-0)	0:28.03 [12]	0:13.89 [9]						
	(4)	S J Thornley	7.0L (+3)	0:43.45	200-0 (0:13.89)	(0:14.14)	(0:13.89)						

Report Created: Sat 04 April 2026

(Note: Races are conducted over an approximate distance as close as possible to the advertised distance, and recorded data may vary accordingly. Official times refer to race times only and do not include handicap times.)

[] Position in running at each section and finish TAB# Saddle cloth number

Fastest split

-:--:-- No data available at this section

BAR# Barrier/Gate Position

Fastest section

NA No data available

DNF Did not finish

DNT Did not track

DT-W Distance travelled compared to winner in metres



NZ Metropolitan Trotting Club Inc Harness
 Race 9: PASCOES THE JEWELLERS MOBILE PACE - 1980m

04 April 2026 - 5:38PM

Weather: Overcast



Field Times 0:28.27 0:13.94
 (Race Tempo) (0:14.34) (0:13.94)

Rank	TAB#	Horse	Overall Time	First 400m	Top Speed km/h (Section)	L400	L200						
	(BAR#)	Driver	Margin (DT-W)	Last 600m	Fastest Section (Time)	400 - 200	200 - Finish						
11	1	Sacetas	2:26.15	0:27.98	55.1 (200-0)	0:29.51 [4]	0:14.08 [12]						
	(1)	R E Harrison	10.1L (-20)	0:45.02	200-0 (0:14.08)	(0:15.44)	(0:14.08)						
12	3	Arma Hunter	2:26.57	0:29.84	52.9 (200-0)	0:28.67 [13]	0:14.26 [13]						
	(3)	John R Dunn	12.5L (-3)	0:44.08	200-0 (0:14.26)	(0:14.42)	(0:14.26)						
13	7	Slots	2:27.78	0:27.77	56.0 (1980 - 1800)	0:31.34 [2]	0:15.92 [11]						
	(7)	A M Butt	19.5L (-18)	0:47.00	1400-1200 (0:14.41)	(0:15.43)	(0:15.92)						

Report Created: Sat 04 April 2026

(Note: Races are conducted over an approximate distance as close as possible to the advertised distance, and recorded data may vary accordingly. Official times refer to race times only and do not include handicap times.)

[] Position in running at each section and finish TAB# Saddle cloth number

Fastest split

-:--:-- No data available at this section

BAR# Barrier/Gate Position

Fastest section

NA No data available

DNF Did not finish

DNT Did not track

DT-W Distance travelled compared to winner in metres

Horse/Jockey Name	Taketheplunge/B N Orange
Finish Rank	1
Fastest Section Time (Section)	0:13.89 (400-200)
Top Speed [km/h] (Section)	53.8 (200-0)
Race State	Finished



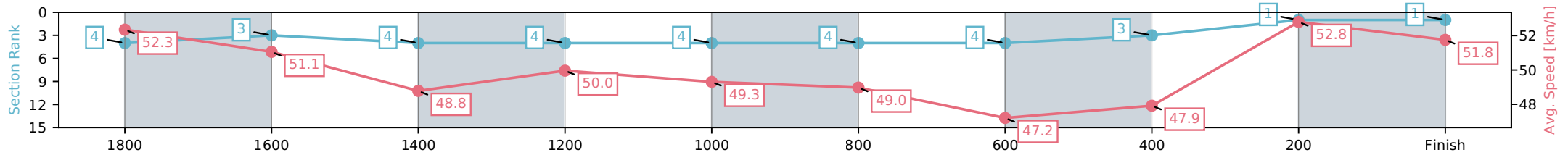
NZ Metropolitan Trotting Club Inc Harness
 Race 9: PASCOES THE JEWELLERS MOBILE PACE - 1980m



04 April 2026 - 5:38PM

Weather: Overcast

Section	L1980	L1800	L1600	L1400	L1200	L1000	L800	L600	L400	L200
Section Times	2:24.38 (0:11.94)	2:12.44 [3] (0:14.53)	1:57.92 [4] (0:15.06)	1:42.85 [4] (0:14.42)	1:28.44 [4] (0:14.99)	1:13.45 [4] (0:15.01)	0:58.44 [4] (0:15.25)	0:43.19 [3] (0:15.36)	0:27.82 [1] (0:13.89)	0:13.94 [1] (0:13.94)
Average Speed [km/h]	52.3	51.1	48.8	50.0	49.3	49.0	47.2	47.9	52.8	51.8
Top Speed [km/h]	53.6	52.4	50.0	50.6	50.2	50.2	48.5	51.3	53.7	53.8
Avg. Dist. to Rail [m]	9.7	4.9	2.9	5.3	3.3	2.8	3.1	3.1	3.0	6.3



- [] Ranking at each section and finish
- :-:- No data available at this section
- NA No data available

Horse/Jockey Name	Lester/J C Morrison
Finish Rank	2
Fastest Section Time (Section)	0:13.28 (200-0)
Top Speed [km/h] (Section)	55.6 (200-0)
Race State	Finished

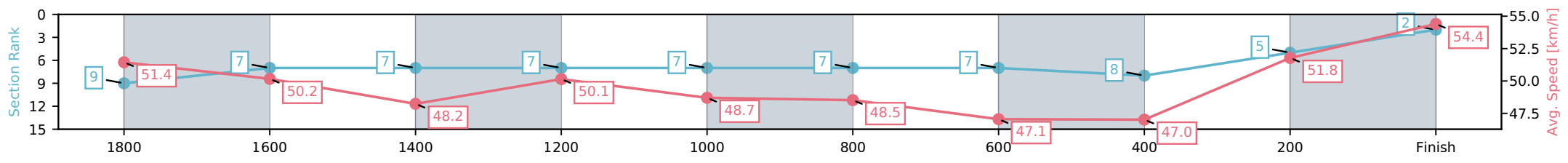


NZ Metropolitan Trotting Club Inc Harness
 Race 9: PASCOES THE JEWELLERS MOBILE PACE - 1980m



04 April 2026 - 5:38PM
 Weather: Overcast

Section	L1980	L1800	L1600	L1400	L1200	L1000	L800	L600	L400	L200
Section Times	2:24.53 (0:12.52)	2:12.01 [7] (0:14.47)	1:57.54 [7] (0:15.07)	1:42.47 [7] (0:14.36)	1:28.11 [7] (0:14.98)	1:13.13 [7] (0:14.98)	0:58.16 [7] (0:15.30)	0:42.86 [8] (0:15.49)	0:27.37 [5] (0:14.08)	0:13.28 [2] (0:13.28)
Average Speed [km/h]	51.4	50.2	48.2	50.1	48.7	48.5	47.1	47.0	51.8	54.4
Top Speed [km/h]	53.0	53.2	50.4	50.8	49.4	49.8	48.3	50.4	54.6	55.6
Avg. Dist. to Rail [m]	3.6	1.5	1.4	3.4	1.8	1.2	1.4	1.6	2.0	3.3



[] Ranking at each section and finish
 -:-:- No data available at this section
 NA No data available

Horse/Jockey Name	Arthur Shelby/S W Hill
Finish Rank	3
Fastest Section Time (Section)	0:14.04 (200-0)
Top Speed [km/h] (Section)	53.1 (1980 - 1800)
Race State	Finished



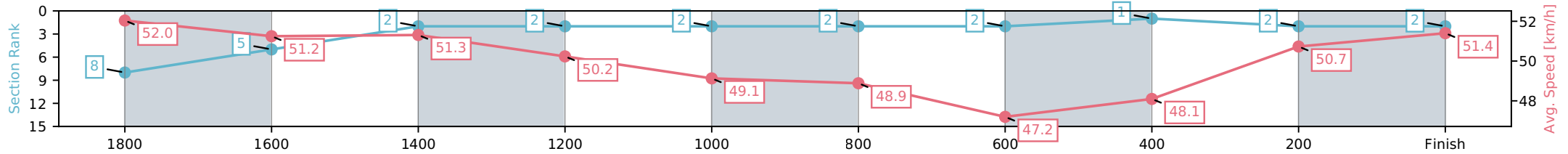
NZ Metropolitan Trotting Club Inc Harness
 Race 9: PASCOES THE JEWELLERS MOBILE PACE - 1980m



04 April 2026 - 5:38PM

Weather: Overcast

Section	L1980	L1800	L1600	L1400	L1200	L1000	L800	L600	L400	L200
Section Times	2:24.53 (0:12.30)	2:12.23 [5] (0:14.41)	1:57.82 [2] (0:14.53)	1:43.29 [2] (0:14.33)	1:28.97 [2] (0:15.14)	1:13.82 [2] (0:14.97)	0:58.85 [2] (0:15.25)	0:43.60 [1] (0:15.17)	0:28.42 [2] (0:14.39)	0:14.04 [2] (0:14.04)
Average Speed [km/h]	52.0	51.2	51.3	50.2	49.1	48.9	47.2	48.1	50.7	51.4
Top Speed [km/h]	53.1	51.6	52.1	51.9	49.9	49.9	48.4	51.3	52.8	53.1
Avg. Dist. to Rail [m]	6.4	4.2	4.7	6.0	4.0	2.3	1.5	1.8	2.1	4.3



- [] Ranking at each section and finish
- :-:- No data available at this section
- NA No data available

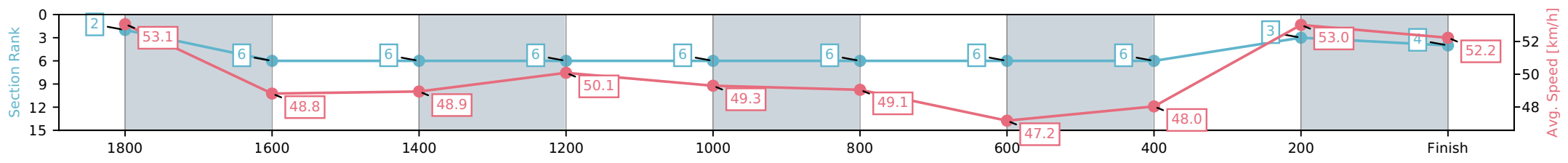
Horse/Jockey Name	Warrior Chief/Craig D Thornley
Finish Rank	4
Fastest Section Time (Section)	0:13.81 (200-0)
Top Speed [km/h] (Section)	54.1 (1980 - 1800)
Race State	Finished



NZ Metropolitan Trotting Club Inc Harness
 Race 9: PASCOES THE JEWELLERS MOBILE PACE - 1980m
 04 April 2026 - 5:38PM
 Weather: Overcast



Section	L1980	L1800	L1600	L1400	L1200	L1000	L800	L600	L400	L200
Section Times	2:24.63 (0:11.75)	2:12.88 [6] (0:15.06)	1:57.81 [6] (0:15.05)	1:42.76 [6] (0:14.38)	1:28.39 [6] (0:15.00)	1:13.39 [6] (0:14.99)	0:58.40 [6] (0:15.26)	0:43.13 [6] (0:15.38)	0:27.75 [3] (0:13.94)	0:13.81 [4] (0:13.81)
Average Speed [km/h]	53.1	48.8	48.9	50.1	49.3	49.1	47.2	48.0	53.0	52.2
Top Speed [km/h]	54.1	52.0	50.3	50.9	50.3	50.4	48.6	52.2	53.4	53.5
Avg. Dist. to Rail [m]	7.5	3.3	3.1	5.4	3.4	2.9	3.2	3.4	3.8	7.7



[] Ranking at each section and finish
 -:-:- No data available at this section
 NA No data available

Horse/Jockey Name	Cocktails And Caviar/T S Chmiel
Finish Rank	5
Fastest Section Time (Section)	0:14.04 (400-200)
Top Speed [km/h] (Section)	54.3 (1980 - 1800)
Race State	Finished

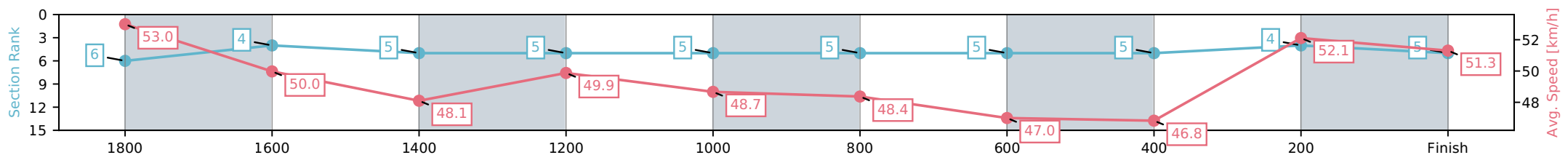


NZ Metropolitan Trotting Club Inc Harness
 Race 9: PASCOES THE JEWELLERS MOBILE PACE - 1980m



04 April 2026 - 5:38PM
 Weather: Overcast

Section	L1980	L1800	L1600	L1400	L1200	L1000	L800	L600	L400	L200
Section Times	2:24.93 (0:12.21)	2:12.72 [4] (0:14.28)	1:58.44 [5] (0:15.17)	1:43.27 [5] (0:14.43)	1:28.84 [5] (0:15.06)	1:13.78 [5] (0:14.97)	0:58.81 [5] (0:15.32)	0:43.49 [5] (0:15.34)	0:28.15 [4] (0:14.04)	0:14.10 [5] (0:14.10)
Average Speed [km/h]	53.0	50.0	48.1	49.9	48.7	48.4	47.0	46.8	52.1	51.3
Top Speed [km/h]	54.3	54.3	50.0	50.7	49.4	49.6	48.2	49.9	52.9	52.9
Avg. Dist. to Rail [m]	0.5	1.2	2.1	4.5	2.3	1.0	0.7	0.7	2.4	1.8



[] Ranking at each section and finish
 -:-:- No data available at this section
 NA No data available

Horse/Jockey Name	Double Jeopardy/T M Williams
Finish Rank	6
Fastest Section Time (Section)	0:13.99 (200-0)
Top Speed [km/h] (Section)	52.9 (400-200)
Race State	Finished

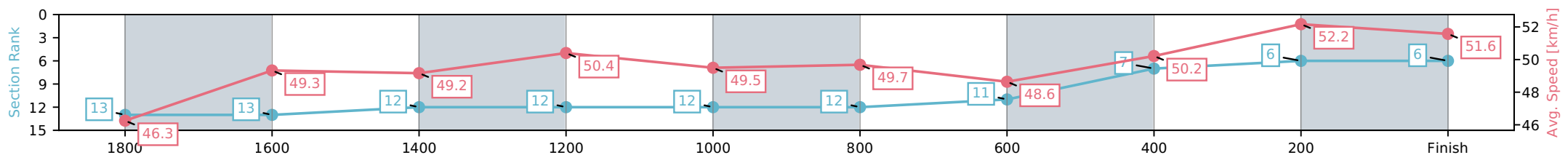


NZ Metropolitan Trotting Club Inc Harness
 Race 9: PASCOES THE JEWELLERS MOBILE PACE - 1980m



04 April 2026 - 5:38PM
 Weather: Overcast

Section	L1980	L1800	L1600	L1400	L1200	L1000	L800	L600	L400	L200
Section Times	2:25.28 (0:13.59)	2:11.69 [13] (0:14.86)	1:56.83 [12] (0:14.91)	1:41.92 [12] (0:14.29)	1:27.63 [12] (0:15.09)	1:12.54 [12] (0:14.76)	0:57.78 [11] (0:14.81)	0:42.98 [7] (0:14.70)	0:28.27 [6] (0:14.28)	0:13.99 [6] (0:13.99)
Average Speed [km/h]	46.3	49.3	49.2	50.4	49.5	49.7	48.6	50.2	52.2	51.6
Top Speed [km/h]	48.6	50.5	50.7	51.1	50.3	51.4	49.9	51.3	52.9	52.8
Avg. Dist. to Rail [m]	11.7	3.6	2.9	7.1	4.6	2.6	3.2	3.5	5.4	9.3



[] Ranking at each section and finish
 -:-:- No data available at this section
 NA No data available

Horse/Jockey Name	Next Level/K A Butt
Finish Rank	7
Fastest Section Time (Section)	0:13.73 (200-0)
Top Speed [km/h] (Section)	54.3 (200-0)
Race State	Finished



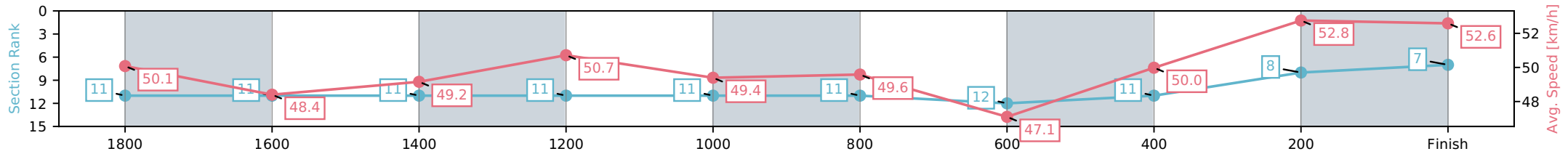
NZ Metropolitan Trotting Club Inc Harness
 Race 9: PASCOES THE JEWELLERS MOBILE PACE - 1980m



04 April 2026 - 5:38PM

Weather: Overcast

Section	L1980	L1800	L1600	L1400	L1200	L1000	L800	L600	L400	L200
Section Times	2:25.31 (0:12.86)	2:12.44 [11] (0:15.19)	1:57.26 [11] (0:14.99)	1:42.27 [11] (0:14.20)	1:28.07 [11] (0:15.05)	1:13.02 [11] (0:14.88)	0:58.14 [12] (0:15.30)	0:42.84 [11] (0:14.96)	0:27.88 [8] (0:14.15)	0:13.73 [7] (0:13.73)
Average Speed [km/h]	50.1	48.4	49.2	50.7	49.4	49.6	47.1	50.0	52.8	52.6
Top Speed [km/h]	52.7	52.7	51.4	51.3	50.4	51.0	49.5	51.2	54.0	54.3
Avg. Dist. to Rail [m]	5.2	3.3	3.2	5.6	4.0	3.3	3.5	5.0	5.8	10.8



- [] Ranking at each section and finish
- :-:- No data available at this section
- NA No data available

Horse/Jockey Name	Wild Willow/R T May
Finish Rank	8
Fastest Section Time (Section)	0:13.64 (200-0)
Top Speed [km/h] (Section)	53.9 (200-0)
Race State	Finished

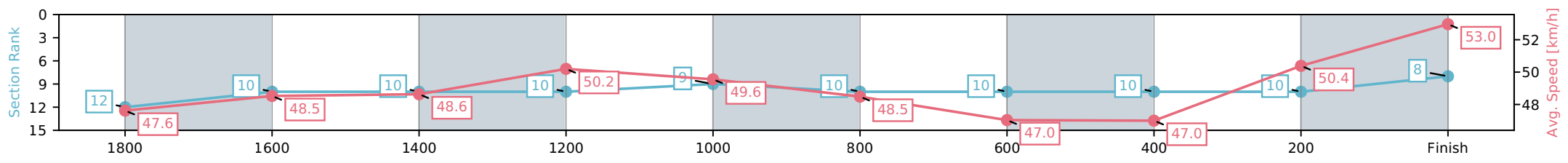


NZ Metropolitan Trotting Club Inc Harness
 Race 9: PASCOES THE JEWELLERS MOBILE PACE - 1980m



04 April 2026 - 5:38PM
 Weather: Overcast

Section	L1980	L1800	L1600	L1400	L1200	L1000	L800	L600	L400	L200
Section Times	2:25.48 (0:13.14)	2:12.34 [10] (0:14.84)	1:57.50 [10] (0:14.85)	1:42.65 [10] (0:14.34)	1:28.30 [9] (0:14.72)	1:13.58 [10] (0:14.95)	0:58.63 [10] (0:15.32)	0:43.31 [10] (0:15.24)	0:28.07 [10] (0:14.43)	0:13.64 [8] (0:13.64)
Average Speed [km/h]	47.6	48.5	48.6	50.2	49.6	48.5	47.0	47.0	50.4	53.0
Top Speed [km/h]	49.1	50.0	50.5	51.4	50.2	50.4	48.8	49.4	52.3	53.9
Avg. Dist. to Rail [m]	11.3	2.1	1.0	3.4	1.7	1.0	0.3	0.5	2.1	3.5



[] Ranking at each section and finish
 -:-:- No data available at this section
 NA No data available

Horse/Jockey Name	Mighty Flying Lou/G D O'Reilly
Finish Rank	9
Fastest Section Time (Section)	0:14.18 (400-200)
Top Speed [km/h] (Section)	52.8 (400-200)
Race State	Finished

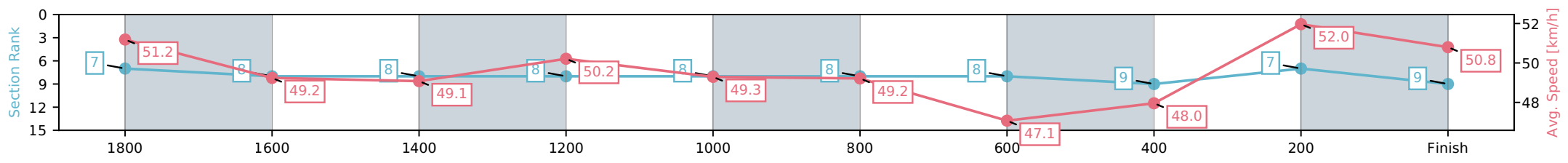


NZ Metropolitan Trotting Club Inc Harness
 Race 9: PASCOES THE JEWELLERS MOBILE PACE - 1980m



04 April 2026 - 5:38PM
 Weather: Overcast

Section	L1980	L1800	L1600	L1400	L1200	L1000	L800	L600	L400	L200
Section Times	2:25.59 (0:12.24)	2:13.35 [8] (0:14.93)	1:58.42 [8] (0:15.02)	1:43.39 [8] (0:14.34)	1:29.05 [8] (0:15.04)	1:14.02 [8] (0:14.96)	0:59.05 [8] (0:15.30)	0:43.76 [9] (0:15.39)	0:28.36 [7] (0:14.18)	0:14.19 [9] (0:14.19)
Average Speed [km/h]	51.2	49.2	49.1	50.2	49.3	49.2	47.1	48.0	52.0	50.8
Top Speed [km/h]	52.3	52.4	50.4	51.0	50.3	50.6	48.9	51.1	52.8	52.8
Avg. Dist. to Rail [m]	4.0	3.1	3.2	5.5	3.6	3.1	3.3	3.3	3.6	5.3



[] Ranking at each section and finish
 -:-:- No data available at this section
 NA No data available

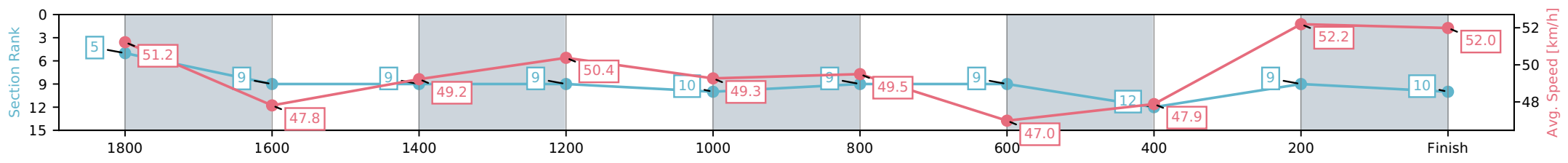
Horse/Jockey Name	Commander Joe/S J Thornley
Finish Rank	10
Fastest Section Time (Section)	0:13.89 (200-0)
Top Speed [km/h] (Section)	53.4 (200-0)
Race State	Finished



NZ Metropolitan Trotting Club Inc Harness
 Race 9: PASCOES THE JEWELLERS MOBILE PACE - 1980m
 04 April 2026 - 5:38PM
 Weather: Overcast



Section	L1980	L1800	L1600	L1400	L1200	L1000	L800	L600	L400	L200
Section Times	2:25.61 (0:12.16)	2:13.45 [9] (0:15.44)	1:58.01 [9] (0:15.00)	1:43.01 [9] (0:14.30)	1:28.72 [10] (0:15.05)	1:13.67 [9] (0:14.89)	0:58.77 [9] (0:15.33)	0:43.44 [12] (0:15.42)	0:28.03 [9] (0:14.14)	0:13.89 [10] (0:13.89)
Average Speed [km/h]	51.2	47.8	49.2	50.4	49.3	49.5	47.0	47.9	52.2	52.0
Top Speed [km/h]	51.9	50.5	50.7	51.3	50.4	51.2	48.9	50.6	52.5	53.4
Avg. Dist. to Rail [m]	6.2	4.1	3.4	5.5	3.8	3.2	3.3	3.4	3.9	8.5



[] Ranking at each section and finish
 -:-:- No data available at this section
 NA No data available

Horse/Jockey Name	Sacetas/R E Harrison
Finish Rank	11
Fastest Section Time (Section)	0:14.08 (200-0)
Top Speed [km/h] (Section)	55.1 (200-0)
Race State	Finished

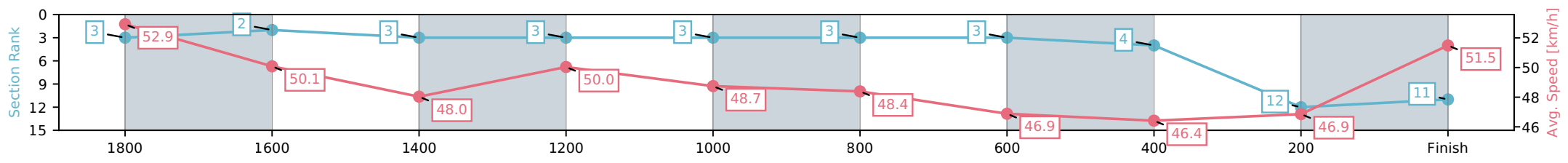


NZ Metropolitan Trotting Club Inc Harness
 Race 9: PASCOES THE JEWELLERS MOBILE PACE - 1980m



04 April 2026 - 5:38PM
 Weather: Overcast

Section	L1980	L1800	L1600	L1400	L1200	L1000	L800	L600	L400	L200
Section Times	2:26.15 (0:11.87)	2:14.28 [2] (0:14.47)	1:59.81 [3] (0:15.10)	1:44.72 [3] (0:14.38)	1:30.34 [3] (0:14.97)	1:15.37 [3] (0:15.01)	1:00.36 [3] (0:15.35)	0:45.01 [4] (0:15.50)	0:29.51 [12] (0:15.44)	0:14.08 [11] (0:14.08)
Average Speed [km/h]	52.9	50.1	48.0	50.0	48.7	48.4	46.9	46.4	46.9	51.5
Top Speed [km/h]	54.7	54.3	50.1	50.9	50.0	50.0	47.8	47.3	47.9	55.1
Avg. Dist. to Rail [m]	2.3	1.3	1.1	3.3	1.7	1.2	0.7	0.3	1.1	2.5



[] Ranking at each section and finish
 -:-:- No data available at this section
 NA No data available

Horse/Jockey Name	Arma Hunter/John R Dunn
Finish Rank	12
Fastest Section Time (Section)	0:14.26 (200-0)
Top Speed [km/h] (Section)	52.9 (200-0)
Race State	Finished



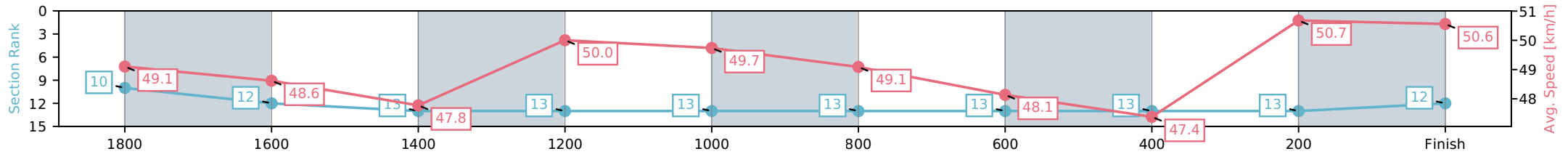
NZ Metropolitan Trotting Club Inc Harness
 Race 9: PASCOES THE JEWELLERS MOBILE PACE - 1980m



04 April 2026 - 5:38PM

Weather: Overcast

Section	L1980	L1800	L1600	L1400	L1200	L1000	L800	L600	L400	L200
Section Times	2:26.57 (0:12.81)	2:13.76 [12] (0:15.31)	1:58.44 [13] (0:15.56)	1:42.89 [13] (0:14.40)	1:28.49 [13] (0:14.71)	1:13.78 [13] (0:14.75)	0:59.03 [13] (0:14.96)	0:44.08 [13] (0:15.40)	0:28.67 [13] (0:14.42)	0:14.26 [12] (0:14.26)
Average Speed [km/h]	49.1	48.6	47.8	50.0	49.7	49.1	48.1	47.4	50.7	50.6
Top Speed [km/h]	50.8	51.0	48.8	50.8	50.9	51.1	49.4	49.0	52.2	52.9
Avg. Dist. to Rail [m]	6.4	5.4	4.3	6.6	2.1	1.0	1.7	2.0	2.6	6.1



- [] Ranking at each section and finish
- :-:- No data available at this section
- NA No data available

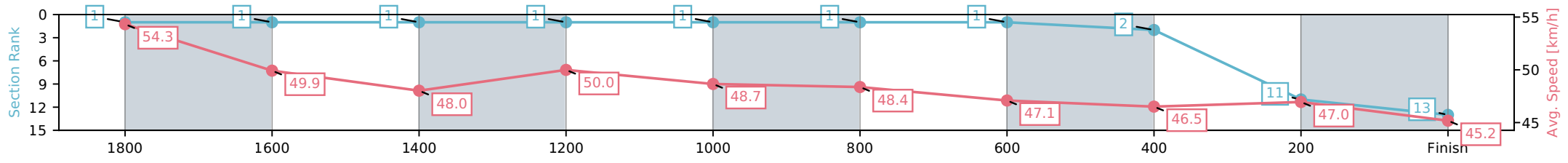
Horse/Jockey Name	Slots/A M Butt
Finish Rank	13
Fastest Section Time (Section)	0:14.41 (1400-1200)
Top Speed [km/h] (Section)	56.0 (1980 - 1800)
Race State	Finished



NZ Metropolitan Trotting Club Inc Harness
 Race 9: PASCOES THE JEWELLERS MOBILE PACE - 1980m
 04 April 2026 - 5:38PM
 Weather: Overcast



Section	L1980	L1800	L1600	L1400	L1200	L1000	L800	L600	L400	L200
Section Times	2:27.78 (0:11.50)	2:16.28 [1] (0:14.54)	2:01.74 [1] (0:15.09)	1:46.65 [1] (0:14.41)	1:32.24 [1] (0:14.95)	1:17.29 [1] (0:14.99)	1:02.30 [1] (0:15.30)	0:47.00 [2] (0:15.65)	0:31.34 [11] (0:15.43)	0:15.92 [13] (0:15.92)
Average Speed [km/h]	54.3	49.9	48.0	50.0	48.7	48.4	47.1	46.5	47.0	45.2
Top Speed [km/h]	56.0	55.2	50.0	50.4	49.4	49.6	48.0	47.4	47.4	47.0
Avg. Dist. to Rail [m]	11.0	2.1	1.1	3.3	1.4	1.0	1.3	1.6	1.0	3.5



[] Ranking at each section and finish
 -:-:- No data available at this section
 NA No data available