



NZ Metropolitan Trotting Club Inc Harness

Race 10: GALLAGHER INSURANCE RACING REWARDS HANDICAP TROT - 2600m

04 April 2026 - 6:18PM

Weather: Overcast



Field Times	3:19.07	3:02.00	2:47.50	2:32.40	2:17.28	2:01.85	1:46.57	1:31.88
(Race Tempo)	(0:17.07)	(0:14.50)	(0:15.10)	(0:15.13)	(0:15.43)	(0:15.28)	(0:14.70)	(0:15.02)

Rank	TAB#	Horse	Overall Time	First 400m	Top Speed km/h (Section)	L2600	L2400	L2200	L2000	L1800	L1600	L1400	L1200
	(BAR#)	Driver	Margin (DT-W)	Last 600m	Fastest Section (Time)	Start - 2400	2400 - 2200	2200 - 2000	2000 - 1800	1800 - 1600	1600 - 1400	1400 - 1200	1200 - 1000
1	9	Prestigious	3:19.07	0:33.77	50.9 (2400-2200)	3:19.07	2:59.99 [11]	2:45.30 [10]	2:29.86 [10]	2:14.78 [9]	1:59.87 [8]	1:44.93 [6]	1:30.61 [6]
	(1)	K A Butt		0:45.34	1400-1200 (0:14.32)	(0:19.08)	(0:14.69)	(0:15.44)	(0:15.08)	(0:14.90)	(0:14.94)	(0:14.32)	(0:14.81)
2	6	Tu Tangata	3:19.13	0:33.01	51.4 (200-0)	3:19.13	3:01.17 [6]	2:46.13 [6]	2:30.73 [6]	2:15.09 [8]	1:59.64 [9]	1:44.68 [7]	1:30.36 [7]
	(5)	P C Nairn	0.0L (+8)	0:45.09	200-0 (0:14.14)	(0:17.96)	(0:15.05)	(0:15.40)	(0:15.64)	(0:15.46)	(0:14.96)	(0:14.32)	(0:14.83)
3	7	Didn't Di	3:19.37	0:33.43	51.7 (1400-1200)	3:19.37	3:00.95 [7]	2:45.94 [8]	2:30.50 [9]	2:15.00 [10]	1:59.47 [10]	1:44.48 [9]	1:30.32 [8]
	(6)	R D Close	1.7L (+4)	0:45.04	1400-1200 (0:14.16)	(0:18.42)	(0:15.01)	(0:15.43)	(0:15.51)	(0:15.53)	(0:14.99)	(0:14.16)	(0:14.91)
4	14	One Over Da Line	3:19.89	0:34.72	51.8 (1400-1200)	3:19.89	2:59.94 [13]	2:45.17 [13]	2:29.67 [13]	2:14.38 [13]	1:58.84 [13]	1:43.87 [13]	1:29.80 [12]
	(1)	John R Dunn	4.7L (-3)	0:45.27	1400-1200 (0:14.07)	(0:19.95)	(0:14.77)	(0:15.50)	(0:15.30)	(0:15.54)	(0:14.98)	(0:14.07)	(0:14.52)
5	1	Buffy Northstains	3:19.96	0:31.97	51.6 (2400-2200)	3:19.96	3:02.89 [1]	2:47.99 [2]	2:32.50 [2]	2:17.23 [2]	2:01.88 [2]	1:46.81 [2]	1:32.22 [2]
	(1)	S J Tomlinson	5.1L (-13)	0:46.49	1400-1200 (0:14.59)	(0:17.07)	(0:14.90)	(0:15.49)	(0:15.27)	(0:15.35)	(0:15.06)	(0:14.59)	(0:14.90)
6	4	Wanna Play A Game	3:20.04	0:31.57	53.6 (2600 - 2400)	3:20.04	3:02.94 [2]	2:48.47 [1]	2:33.37 [1]	2:18.24 [1]	2:02.82 [1]	1:47.54 [1]	1:32.85 [1]
	(3)	S J Ottley	5.5L (-12)	0:46.89	2400-2200 (0:14.47)	(0:17.10)	(0:14.47)	(0:15.10)	(0:15.13)	(0:15.43)	(0:15.28)	(0:14.70)	(0:15.02)
7	12	Tetrick(AUS)	3:20.35	0:33.46	52.8 (2400-2200)	3:20.35	3:01.43 [10]	2:46.89 [9]	2:31.65 [8]	2:16.63 [6]	2:01.56 [6]	1:46.60 [4]	1:32.22 [4]
	(U1)	C J Dalgety	7.3L (+13)	0:46.96	1400-1200 (0:14.38)	(0:18.92)	(0:14.54)	(0:15.24)	(0:15.03)	(0:15.07)	(0:14.96)	(0:14.38)	(0:14.82)
8	15	Ah Dinnae Ken	3:20.70	0:35.22	52.2 (1400-1200)	3:20.70	3:00.39 [14]	2:45.48 [14]	2:29.99 [14]	2:14.88 [14]	1:59.25 [14]	1:44.18 [14]	1:30.27 [13]
	(U1)	C R Ferguson	9.3L (-8)	0:45.75	1400-1200 (0:13.91)	(0:20.31)	(0:14.91)	(0:15.49)	(0:15.11)	(0:15.62)	(0:15.07)	(0:13.91)	(0:14.75)
9	3	Holly Highlander	3:20.88	0:32.71	52.4 (2400-2200)	3:20.88	3:02.93 [5]	2:48.17 [5]	2:32.81 [5]	2:17.15 [7]	2:01.69 [7]	1:46.18 [8]	1:31.79 [9]
	(2)	S J Thornley	10.3L (+11)	0:46.70	1400-1200 (0:14.39)	(0:17.95)	(0:14.76)	(0:15.36)	(0:15.65)	(0:15.47)	(0:15.51)	(0:14.39)	(0:14.92)
10	11	Miles Away	3:21.12	0:33.80	52.2 (1400-1200)	3:21.12	3:02.34 [9]	2:47.32 [11]	2:31.90 [11]	2:16.40 [11]	2:00.89 [11]	1:45.83 [10]	1:31.71 [10]
	(3)	M J Williamson	11.7L (+15)	0:46.65	1400-1200 (0:14.12)	(0:18.78)	(0:15.02)	(0:15.43)	(0:15.49)	(0:15.52)	(0:15.05)	(0:14.12)	(0:14.94)

Scratched: Makaku (#13)

Report Created: Sat 04 April 2026

(Note: Races are conducted over an approximate distance as close as possible to the advertised distance, and recorded data may vary accordingly. Official times refer to race times only and do not include handicap times.)

[] Position in running at each section and finish TAB# Saddle cloth number

Fastest split

-:--:-- No data available at this section

BAR# Barrier/Gate Position

Fastest section

NA No data available

DNF Did not finish

DNT Did not track

DT-W Distance travelled compared to winner in metres



NZ Metropolitan Trotting Club Inc Harness

Race 10: GALLAGHER INSURANCE RACING REWARDS HANDICAP TROT - 2600m

04 April 2026 - 6:18PM

Weather: Overcast



Field Times	3:19.07	3:02.00	2:47.50	2:32.40	2:17.28	2:01.85	1:46.57	1:31.88
(Race Tempo)	(0:17.07)	(0:14.50)	(0:15.10)	(0:15.13)	(0:15.43)	(0:15.28)	(0:14.70)	(0:15.02)

Rank	TAB#	Horse	Overall Time	First 400m	Top Speed km/h (Section)	L2600	L2400	L2200	L2000	L1800	L1600	L1400	L1200
	(BAR#)	Driver	Margin (DT-W)	Last 600m	Fastest Section (Time)	Start - 2400	2400 - 2200	2200 - 2000	2000 - 1800	1800 - 1600	1600 - 1400	1400 - 1200	1200 - 1000
11	5	Aveross Majesty	3:21.84	0:32.28	52.6 (2400-2200)	3:21.84	3:04.32 [3]	2:49.56 [3]	2:34.03 [4]	2:18.75 [3]	2:03.51 [3]	1:48.45 [3]	1:33.88 [3]
	(4)	M B Holbrough	15.8L (-14)	0:47.88	1400-1200 (0:14.57)	(0:17.52)	(0:14.76)	(0:15.52)	(0:15.29)	(0:15.24)	(0:15.05)	(0:14.57)	(0:15.11)
12	2	Sheza Trendy One	3:21.90	0:33.26	51.1 (2400-2200)	3:21.90	3:03.43 [8]	2:48.64 [7]	2:33.44 [7]	2:18.27 [5]	2:03.16 [4]	1:48.02 [5]	1:33.47 [5]
	(1)	B N Orange	16.2L (-13)	0:47.68	1400-1200 (0:14.55)	(0:18.47)	(0:14.79)	(0:15.20)	(0:15.17)	(0:15.11)	(0:15.14)	(0:14.55)	(0:14.92)
13	10	Petite Trixton	3:23.74	0:34.23	52.0 (1400-1200)	3:23.74	3:04.54 [12]	2:49.50 [12]	2:34.00 [12]	2:18.65 [12]	2:03.07 [12]	1:48.07 [11]	1:33.93 [11]
	(2)	S E O'Reilly	26.7L (+14)	0:48.88	1400-1200 (0:14.14)	(0:19.20)	(0:15.03)	(0:15.50)	(0:15.35)	(0:15.58)	(0:15.00)	(0:14.14)	(0:14.94)
14	8	Harriet's Moment	3:26.33	0:32.46	53.3 (1400-1200)	3:26.33	3:08.51 [4]	2:53.87 [4]	2:38.57 [3]	2:22.96 [4]	2:07.54 [5]	1:50.38 [12]	1:35.89 [14]
	(U1)	R T May	41.5L (+14)	0:48.08	1400-1200 (0:14.49)	(0:17.82)	(0:14.64)	(0:15.30)	(0:15.61)	(0:15.43)	(0:17.16)	(0:14.49)	(0:16.42)

Scratched: Makaku (#13)

Report Created: Sat 04 April 2026

(Note: Races are conducted over an approximate distance as close as possible to the advertised distance, and recorded data may vary accordingly. Official times refer to race times only and do not include handicap times.)

[] Position in running at each section and finish TAB# Saddle cloth number

-:--:-- No data available at this section

NA No data available

DNT Did not track

BAR# Barrier/Gate Position

DNF Did not finish

DT-W Distance travelled compared to winner in metres

Fastest split

Fastest section



NZ Metropolitan Trotting Club Inc Harness

Race 10: GALLAGHER INSURANCE RACING REWARDS HANDICAP TROT - 2600m

04 April 2026 - 6:18PM

Weather: Overcast



Field Times
(Race Tempo)

1:16.86 (0:15.49) 1:01.36 (0:15.45) 0:45.91 (0:15.70) 0:30.22 (0:15.57) 0:14.65 (0:14.65)

Rank	TAB#	Horse	Overall Time	First 400m	Top Speed km/h (Section)	L1000	L800	L600	L400	L200			
	(BAR#)	Driver	Margin (DT-W)	Last 600m	Fastest Section (Time)	1000 - 800	800 - 600	600 - 400	400 - 200	200 - Finish			
1	9	Prestigious	3:19.07	0:33.77	50.9 (2400-2200)	1:15.80 [5]	1:00.57 [4]	0:45.34 [4]	0:29.57 [4]	0:14.45 [2]			
	(1)	K A Butt		0:45.34	1400-1200 (0:14.32)	(0:15.23)	(0:15.23)	(0:15.77)	(0:15.12)	(0:14.45)			
2	6	Tu Tangata	3:19.13	0:33.01	51.4 (200-0)	1:15.52 [7]	1:00.32 [6]	0:45.10 [6]	0:29.32 [6]	0:14.14 [5]			
	(5)	P C Nairn	0.0L (+8)	0:45.09	200-0 (0:14.14)	(0:15.20)	(0:15.23)	(0:15.77)	(0:15.18)	(0:14.14)			
3	7	Didn't Di	3:19.37	0:33.43	51.7 (1400-1200)	1:15.41 [8]	1:00.20 [8]	0:45.04 [9]	0:29.25 [9]	0:14.27 [6]			
	(6)	R D Close	1.7L (+4)	0:45.04	1400-1200 (0:14.16)	(0:15.20)	(0:15.16)	(0:15.79)	(0:14.98)	(0:14.27)			
4	14	One Over Da Line	3:19.89	0:34.72	51.8 (1400-1200)	1:15.28 [11]	1:00.39 [10]	0:45.26 [11]	0:29.47 [11]	0:14.44 [7]			
	(1)	John R Dunn	4.7L (-3)	0:45.27	1400-1200 (0:14.07)	(0:14.89)	(0:15.13)	(0:15.79)	(0:15.04)	(0:14.44)			
5	1	Buffy Northstains	3:19.96	0:31.97	51.6 (2400-2200)	1:17.32 [2]	1:01.91 [2]	0:46.48 [3]	0:30.74 [3]	0:15.27 [3]			
	(1)	S J Tomlinson	5.1L (-13)	0:46.49	1400-1200 (0:14.59)	(0:15.41)	(0:15.42)	(0:15.75)	(0:15.47)	(0:15.27)			
6	4	Wanna Play A Game	3:20.04	0:31.57	53.6 (2600 - 2400)	1:17.82 [1]	1:02.33 [1]	0:46.88 [1]	0:31.19 [1]	0:15.62 [1]			
	(3)	S J Ottley	5.5L (-12)	0:46.89	2400-2200 (0:14.47)	(0:15.49)	(0:15.45)	(0:15.70)	(0:15.57)	(0:15.62)			
7	12	Tetric(AUS)	3:20.35	0:33.46	52.8 (2400-2200)	1:17.40 [3]	1:02.20 [3]	0:46.96 [2]	0:31.16 [2]	0:15.59 [4]			
	(U1)	C J Dalgety	7.3L (+13)	0:46.96	1400-1200 (0:14.38)	(0:15.21)	(0:15.24)	(0:15.80)	(0:15.57)	(0:15.59)			
8	15	Ah Dinnae Ken	3:20.70	0:35.22	52.2 (1400-1200)	1:15.52 [13]	1:00.42 [13]	0:45.76 [13]	0:30.16 [13]	0:14.66 [11]			
	(U1)	C R Ferguson	9.3L (-8)	0:45.75	1400-1200 (0:13.91)	(0:15.10)	(0:14.66)	(0:15.59)	(0:15.50)	(0:14.66)			
9	3	Holly Highlander	3:20.88	0:32.71	52.4 (2400-2200)	1:16.87 [9]	1:01.67 [9]	0:46.71 [7]	0:30.82 [8]	0:15.33 [8]			
	(2)	S J Thornley	10.3L (+11)	0:46.70	1400-1200 (0:14.39)	(0:15.20)	(0:14.96)	(0:15.89)	(0:15.48)	(0:15.33)			
10	11	Miles Away	3:21.12	0:33.80	52.2 (1400-1200)	1:16.77 [10]	1:01.59 [11]	0:46.65 [10]	0:31.06 [7]	0:15.44 [9]			
	(3)	M J Williamson	11.7L (+15)	0:46.65	1400-1200 (0:14.12)	(0:15.18)	(0:14.94)	(0:15.59)	(0:15.62)	(0:15.44)			

Scratched: Makaku (#13)

Report Created: Sat 04 April 2026

(Note: Races are conducted over an approximate distance as close as possible to the advertised distance, and recorded data may vary accordingly. Official times refer to race times only and do not include handicap times.)

[] Position in running at each section and finish TAB# Saddle cloth number

-:--:-- No data available at this section

NA No data available

DNT Did not track

BAR# Barrier/Gate Position

DNF Did not finish

DT-W Distance travelled compared to winner in metres

Fastest split

Fastest section



NZ Metropolitan Trotting Club Inc Harness

Race 10: GALLAGHER INSURANCE RACING REWARDS HANDICAP TROT - 2600m

04 April 2026 - 6:18PM

Weather: Overcast



Field Times	1:16.86	1:01.36	0:45.91	0:30.22	0:14.65
(Race Tempo)	(0:15.49)	(0:15.45)	(0:15.70)	(0:15.57)	(0:14.65)

Rank	TAB#	Horse	Overall Time	First 400m	Top Speed km/h (Section)	L1000	L800	L600	L400	L200			
	(BAR#)	Driver	Margin (DT-W)	Last 600m	Fastest Section (Time)	1000 - 800	800 - 600	600 - 400	400 - 200	200 - Finish			
11	5	Aveross Majesty	3:21.84	0:32.28	52.6 (2400-2200)	1:18.77 [4]	1:03.30 [5]	0:47.88 [5]	0:32.08 [5]	0:16.09 [10]			
	(4)	M B Holbrough	15.8L (-14)	0:47.88	1400-1200 (0:14.57)	(0:15.47)	(0:15.43)	(0:15.80)	(0:15.99)	(0:16.09)			
12	2	Sheza Trendy One	3:21.90	0:33.26	51.1 (2400-2200)	1:18.55 [6]	1:03.07 [7]	0:47.68 [8]	0:31.66 [10]	0:15.69 [12]			
	(1)	B N Orange	16.2L (-13)	0:47.68	1400-1200 (0:14.55)	(0:15.48)	(0:15.39)	(0:16.02)	(0:15.97)	(0:15.69)			
13	10	Petite Trixton	3:23.74	0:34.23	52.0 (1400-1200)	1:18.99 [12]	1:03.85 [12]	0:48.88 [12]	0:33.27 [12]	0:17.46 [13]			
	(2)	S E O'Reilly	26.7L (+14)	0:48.88	1400-1200 (0:14.14)	(0:15.13)	(0:14.97)	(0:15.61)	(0:15.81)	(0:17.46)			
14	8	Harriet's Moment	3:26.33	0:32.46	53.3 (1400-1200)	1:19.47 [14]	1:03.23 [14]	0:48.08 [14]	0:31.72 [14]	0:15.82 [14]			
	(U1)	R T May	41.5L (+14)	0:48.08	1400-1200 (0:14.49)	(0:16.24)	(0:15.16)	(0:16.35)	(0:15.91)	(0:15.82)			

Scratched: Makaku (#13)

Report Created: Sat 04 April 2026

(Note: Races are conducted over an approximate distance as close as possible to the advertised distance, and recorded data may vary accordingly. Official times refer to race times only and do not include handicap times.)

[] Position in running at each section and finish TAB# Saddle cloth number

-:--:-- No data available at this section

NA No data available

DNT Did not track

BAR# Barrier/Gate Position

DNF Did not finish

DT-W Distance travelled compared to winner in metres

Fastest split

Fastest section

Horse/Jockey Name	Prestigious/K A Butt
Finish Rank	1
Fastest Section Time (Section)	0:14.32 (1400-1200)
Top Speed [km/h] (Section)	50.9 (2400-2200)
Race State	Finished



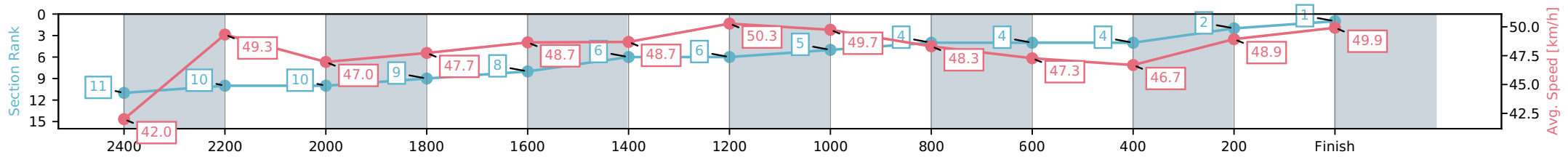
NZ Metropolitan Trotting Club Inc Harness
 Race 10: GALLAGHER INSURANCE RACING REWARDS
 HANDICAP TROT - 2600m



04 April 2026 - 6:18PM

Weather: Overcast

Section	L2600	L2400	L2200	L2000	L1800	L1600	L1400	L1200	L1000	L800	L600	L400	L200
Section Times	3:19.07 (0:19.08)	2:59.99 [10] (0:14.69)	2:45.30 [10] (0:15.44)	2:29.86 [9] (0:15.08)	2:14.78 [8] (0:14.90)	1:59.87 [6] (0:14.94)	1:44.93 [6] (0:14.32)	1:30.61 [5] (0:14.81)	1:15.80 [4] (0:15.23)	1:00.57 [4] (0:15.23)	0:45.34 [4] (0:15.77)	0:29.57 [2] (0:15.12)	0:14.45 [1] (0:14.45)
Average Speed [km/h]	42.0	49.3	47.0	47.7	48.7	48.7	50.3	49.7	48.3	47.3	46.7	48.9	49.9
Top Speed [km/h]	49.9	50.9	48.5	48.5	49.9	49.9	50.6	50.1	49.5	47.7	48.0	50.0	50.3
Avg. Dist. to Rail [m]	6.1	1.1	1.0	1.2	1.3	1.9	5.8	2.9	3.0	3.9	3.3	4.4	7.1



- [] Ranking at each section and finish
- :-:- No data available at this section
- NA No data available

Horse/Jockey Name	Tu Tangata/P C Nairn
Finish Rank	2
Fastest Section Time (Section)	0:14.14 (200-0)
Top Speed [km/h] (Section)	51.4 (200-0)
Race State	Finished

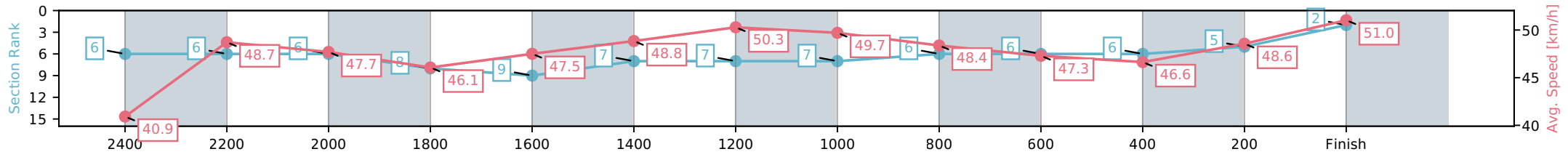


NZ Metropolitan Trotting Club Inc Harness
 Race 10: GALLAGHER INSURANCE RACING REWARDS
 HANDICAP TROT - 2600m



04 April 2026 - 6:18PM
 Weather: Overcast

Section	L2600	L2400	L2200	L2000	L1800	L1600	L1400	L1200	L1000	L800	L600	L400	L200
Section Times	3:19.13 (0:17.96)	3:01.17 [6] (0:15.05)	2:46.13 [6] (0:15.40)	2:30.73 [8] (0:15.64)	2:15.09 [9] (0:15.46)	1:59.64 [7] (0:14.96)	1:44.68 [7] (0:14.32)	1:30.36 [7] (0:14.83)	1:15.52 [6] (0:15.20)	1:00.32 [6] (0:15.23)	0:45.10 [6] (0:15.77)	0:29.32 [5] (0:15.18)	0:14.14 [2] (0:14.14)
Average Speed [km/h]	40.9	48.7	47.7	46.1	47.5	48.8	50.3	49.7	48.4	47.3	46.6	48.6	51.0
Top Speed [km/h]	51.0	51.3	49.3	46.6	49.0	50.7	50.9	49.9	50.1	47.8	48.0	50.5	51.4
Avg. Dist. to Rail [m]	8.5	2.4	2.8	3.6	3.4	2.2	5.9	3.0	3.0	4.0	3.2	4.1	8.8



[] Ranking at each section and finish
 -:-:- No data available at this section
 NA No data available

Horse/Jockey Name	Didn't Di/R D Close
Finish Rank	3
Fastest Section Time (Section)	0:14.16 (1400-1200)
Top Speed [km/h] (Section)	51.7 (1400-1200)
Race State	Finished



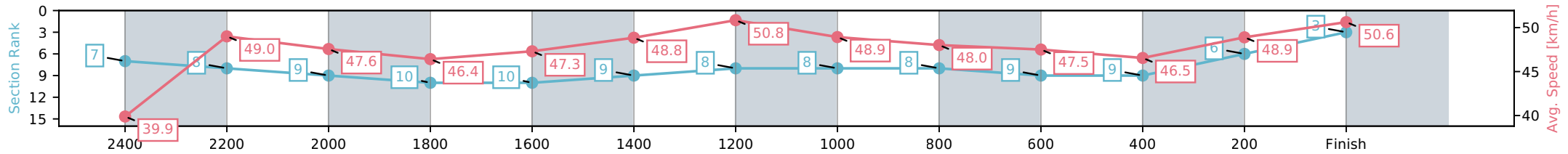
NZ Metropolitan Trotting Club Inc Harness
 Race 10: GALLAGHER INSURANCE RACING REWARDS
 HANDICAP TROT - 2600m



04 April 2026 - 6:18PM

Weather: Overcast

Section	L2600	L2400	L2200	L2000	L1800	L1600	L1400	L1200	L1000	L800	L600	L400	L200
Section Times	3:19.37 (0:18.42)	3:00.95 [8] (0:15.01)	2:45.94 [9] (0:15.43)	2:30.50 [10] (0:15.51)	2:15.00 [10] (0:15.53)	1:59.47 [9] (0:14.99)	1:44.48 [8] (0:14.16)	1:30.32 [8] (0:14.91)	1:15.41 [8] (0:15.20)	1:00.20 [9] (0:15.16)	0:45.04 [9] (0:15.79)	0:29.25 [6] (0:14.98)	0:14.27 [3] (0:14.27)
Average Speed [km/h]	39.9	49.0	47.6	46.4	47.3	48.8	50.8	48.9	48.0	47.5	46.5	48.9	50.6
Top Speed [km/h]	50.8	50.8	48.8	47.4	48.9	50.7	51.7	49.6	49.7	48.5	47.9	50.7	51.2
Avg. Dist. to Rail [m]	10.1	2.9	2.6	3.6	3.4	2.4	4.7	1.8	2.1	3.9	3.1	2.8	6.7



[] Ranking at each section and finish
 -:-:- No data available at this section
 NA No data available

Horse/Jockey Name	One Over Da Line/John R Dunn
Finish Rank	4
Fastest Section Time (Section)	0:14.07 (1400-1200)
Top Speed [km/h] (Section)	51.8 (1400-1200)
Race State	Finished



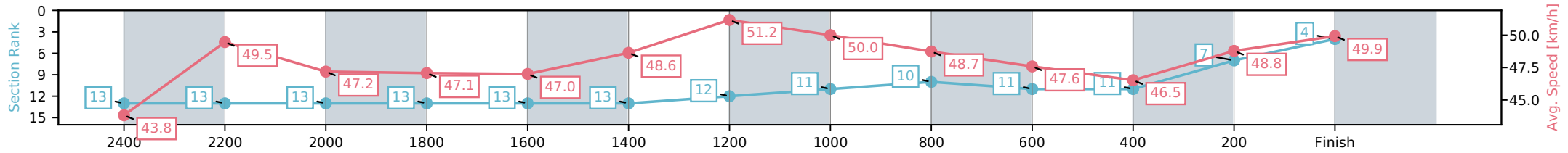
NZ Metropolitan Trotting Club Inc Harness
 Race 10: GALLAGHER INSURANCE RACING REWARDS
 HANDICAP TROT - 2600m



04 April 2026 - 6:18PM

Weather: Overcast

Section	L2600	L2400	L2200	L2000	L1800	L1600	L1400	L1200	L1000	L800	L600	L400	L200
Section Times	3:19.89 (0:19.95)	2:59.94 [13] (0:14.77)	2:45.17 [13] (0:15.50)	2:29.67 [13] (0:15.30)	2:14.38 [13] (0:15.54)	1:58.84 [13] (0:14.98)	1:43.87 [12] (0:14.07)	1:29.80 [11] (0:14.52)	1:15.28 [10] (0:14.89)	1:00.39 [11] (0:15.13)	0:45.26 [11] (0:15.79)	0:29.47 [7] (0:15.04)	0:14.44 [4] (0:14.44)
Average Speed [km/h]	43.8	49.5	47.2	47.1	47.0	48.6	51.2	50.0	48.7	47.6	46.5	48.8	49.9
Top Speed [km/h]	50.5	50.7	48.9	48.0	47.9	50.0	51.8	51.2	50.7	48.8	48.0	51.0	51.1
Avg. Dist. to Rail [m]	9.5	2.1	2.3	3.7	2.8	1.8	4.3	1.1	1.4	3.6	3.1	3.0	9.1



- [] Ranking at each section and finish
- :-:- No data available at this section
- NA No data available

Horse/Jockey Name	Buffy Northstains/S J Tomlinson
Finish Rank	5
Fastest Section Time (Section)	0:14.59 (1400-1200)
Top Speed [km/h] (Section)	51.6 (2400-2200)
Race State	Finished



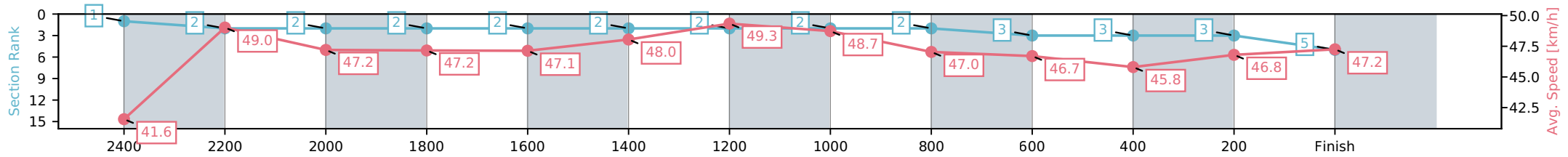
NZ Metropolitan Trotting Club Inc Harness
 Race 10: GALLAGHER INSURANCE RACING REWARDS
 HANDICAP TROT - 2600m



04 April 2026 - 6:18PM

Weather: Overcast

Section	L2600	L2400	L2200	L2000	L1800	L1600	L1400	L1200	L1000	L800	L600	L400	L200
Section Times	3:19.96 (0:17.07)	3:02.89 [2] (0:14.90)	2:47.99 [2] (0:15.49)	2:32.50 [2] (0:15.27)	2:17.23 [2] (0:15.35)	2:01.88 [2] (0:15.06)	1:46.81 [2] (0:14.59)	1:32.22 [2] (0:14.90)	1:17.32 [2] (0:15.41)	1:01.91 [3] (0:15.42)	0:46.48 [3] (0:15.75)	0:30.74 [3] (0:15.47)	0:15.27 [5] (0:15.27)
Average Speed [km/h]	41.6	49.0	47.2	47.2	47.1	48.0	49.3	48.7	47.0	46.7	45.8	46.8	47.2
Top Speed [km/h]	51.5	51.6	48.4	47.7	47.6	49.0	49.8	49.3	48.7	47.3	46.7	48.1	48.6
Avg. Dist. to Rail [m]	3.5	1.9	2.3	1.9	1.2	1.0	4.0	1.2	1.3	1.2	0.7	1.1	2.9



- [] Ranking at each section and finish
- :-:- No data available at this section
- NA No data available

Horse/Jockey Name	Wanna Play A Game/S J Ottley
Finish Rank	6
Fastest Section Time (Section)	0:14.47 (2400-2200)
Top Speed [km/h] (Section)	53.6 (2600 - 2400)
Race State	Finished



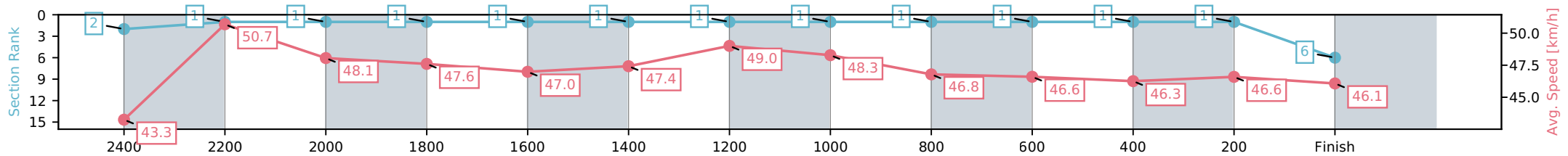
NZ Metropolitan Trotting Club Inc Harness
 Race 10: GALLAGHER INSURANCE RACING REWARDS
 HANDICAP TROT - 2600m



04 April 2026 - 6:18PM

Weather: Overcast

Section	L2600	L2400	L2200	L2000	L1800	L1600	L1400	L1200	L1000	L800	L600	L400	L200
Section Times	3:20.04 (0:17.10)	3:02.94 [1] (0:14.47)	2:48.47 [1] (0:15.10)	2:33.37 [1] (0:15.13)	2:18.24 [1] (0:15.43)	2:02.82 [1] (0:15.28)	1:47.54 [1] (0:14.70)	1:32.85 [1] (0:15.02)	1:17.82 [1] (0:15.49)	1:02.33 [1] (0:15.45)	0:46.88 [1] (0:15.70)	0:31.19 [1] (0:15.57)	0:15.62 [6] (0:15.62)
Average Speed [km/h]	43.3	50.7	48.1	47.6	47.0	47.4	49.0	48.3	46.8	46.6	46.3	46.6	46.1
Top Speed [km/h]	53.6	53.5	49.3	48.1	47.7	48.3	49.2	48.8	48.6	47.1	47.0	47.0	47.0
Avg. Dist. to Rail [m]	5.6	2.5	1.4	1.9	1.4	1.1	3.9	1.1	1.2	1.8	1.4	1.5	4.8



- [] Ranking at each section and finish
- :-:- No data available at this section
- NA No data available

Horse/Jockey Name	Tetrick(AUS)/C J Dalgety
Finish Rank	7
Fastest Section Time (Section)	0:14.38 (1400-1200)
Top Speed [km/h] (Section)	52.8 (2400-2200)
Race State	Finished

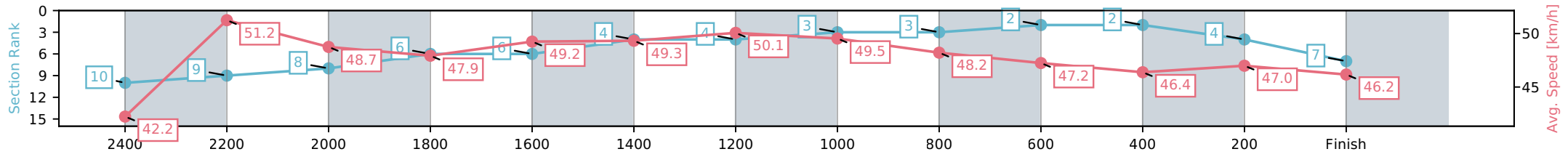


NZ Metropolitan Trotting Club Inc Harness
 Race 10: GALLAGHER INSURANCE RACING REWARDS
 HANDICAP TROT - 2600m



04 April 2026 - 6:18PM
 Weather: Overcast

Section	L2600	L2400	L2200	L2000	L1800	L1600	L1400	L1200	L1000	L800	L600	L400	L200
Section Times	3:20.35 (0:18.92)	3:01.43 [9] (0:14.54)	2:46.89 [8] (0:15.24)	2:31.65 [6] (0:15.03)	2:16.63 [6] (0:15.07)	2:01.56 [4] (0:14.96)	1:46.60 [4] (0:14.38)	1:32.22 [3] (0:14.82)	1:17.40 [3] (0:15.21)	1:02.20 [2] (0:15.24)	0:46.96 [2] (0:15.80)	0:31.16 [4] (0:15.57)	0:15.59 [7] (0:15.59)
Average Speed [km/h]	42.2	51.2	48.7	47.9	49.2	49.3	50.1	49.5	48.2	47.2	46.4	47.0	46.2
Top Speed [km/h]	52.2	52.8	51.5	48.9	50.5	50.4	50.3	49.9	49.4	47.8	47.2	47.5	47.3
Avg. Dist. to Rail [m]	12.1	4.6	4.2	5.2	4.8	3.3	5.5	2.5	2.7	3.4	2.7	2.8	6.1



[] Ranking at each section and finish
 -:-:- No data available at this section
 NA No data available

Horse/Jockey Name	Ah Dinnae Ken/C R Ferguson
Finish Rank	8
Fastest Section Time (Section)	0:13.91 (1400-1200)
Top Speed [km/h] (Section)	52.2 (1400-1200)
Race State	Finished



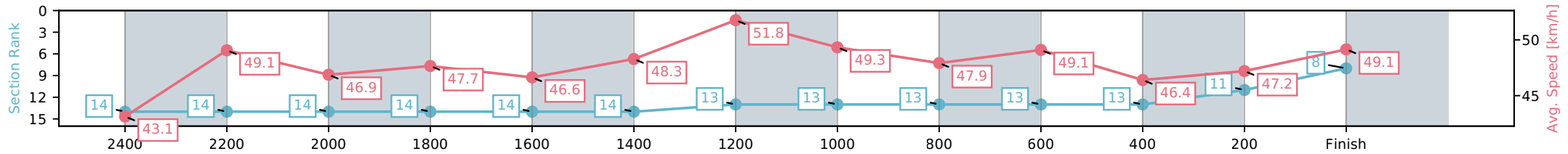
NZ Metropolitan Trotting Club Inc Harness
 Race 10: GALLAGHER INSURANCE RACING REWARDS
 HANDICAP TROT - 2600m



04 April 2026 - 6:18PM

Weather: Overcast

Section	L2600	L2400	L2200	L2000	L1800	L1600	L1400	L1200	L1000	L800	L600	L400	L200
Section Times	3:20.70 (0:20.31)	3:00.39 [14] (0:14.91)	2:45.48 [14] (0:15.49)	2:29.99 [14] (0:15.11)	2:14.88 [14] (0:15.62)	1:59.25 [14] (0:15.07)	1:44.18 [13] (0:13.91)	1:30.27 [13] (0:14.75)	1:15.52 [13] (0:15.10)	1:00.42 [13] (0:14.66)	0:45.76 [13] (0:15.59)	0:30.16 [11] (0:15.50)	0:14.66 [8] (0:14.66)
Average Speed [km/h]	43.1	49.1	46.9	47.7	46.6	48.3	51.8	49.3	47.9	49.1	46.4	47.2	49.1
Top Speed [km/h]	50.0	49.9	48.8	49.4	47.9	50.2	52.2	51.2	49.2	49.8	48.5	49.7	50.2
Avg. Dist. to Rail [m]	13.0	2.4	1.5	3.1	2.4	1.6	4.7	1.4	0.9	1.4	0.9	3.0	5.6



[] Ranking at each section and finish
 -:-:- No data available at this section
 NA No data available

Horse/Jockey Name	Holly Highlander/S J Thornley
Finish Rank	9
Fastest Section Time (Section)	0:14.39 (1400-1200)
Top Speed [km/h] (Section)	52.4 (2400-2200)
Race State	Finished



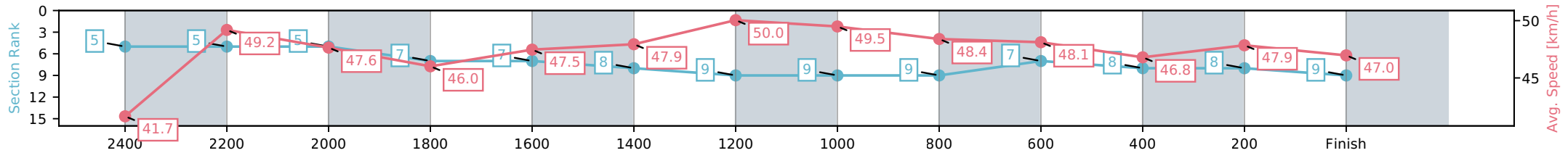
NZ Metropolitan Trotting Club Inc Harness
 Race 10: GALLAGHER INSURANCE RACING REWARDS
 HANDICAP TROT - 2600m



04 April 2026 - 6:18PM

Weather: Overcast

Section	L2600	L2400	L2200	L2000	L1800	L1600	L1400	L1200	L1000	L800	L600	L400	L200
Section Times	3:20.88 (0:17.95)	3:02.93 [5] (0:14.76)	2:48.17 [5] (0:15.36)	2:32.81 [7] (0:15.65)	2:17.15 [7] (0:15.47)	2:01.69 [8] (0:15.51)	1:46.18 [9] (0:14.39)	1:31.79 [9] (0:14.92)	1:16.87 [9] (0:15.20)	1:01.67 [7] (0:14.96)	0:46.71 [8] (0:15.89)	0:30.82 [8] (0:15.48)	0:15.33 [9] (0:15.33)
Average Speed [km/h]	41.7	49.2	47.6	46.0	47.5	47.9	50.0	49.5	48.4	48.1	46.8	47.9	47.0
Top Speed [km/h]	52.3	52.4	49.3	46.5	49.0	49.6	50.8	50.0	50.2	48.7	47.6	48.5	48.4
Avg. Dist. to Rail [m]	4.6	1.2	2.2	3.5	3.3	4.4	6.0	3.1	3.1	5.5	4.7	4.5	9.0



- [] Ranking at each section and finish
- :-:- No data available at this section
- NA No data available

Horse/Jockey Name	Miles Away/M J Williamson
Finish Rank	10
Fastest Section Time (Section)	0:14.12 (1400-1200)
Top Speed [km/h] (Section)	52.2 (1400-1200)
Race State	Finished



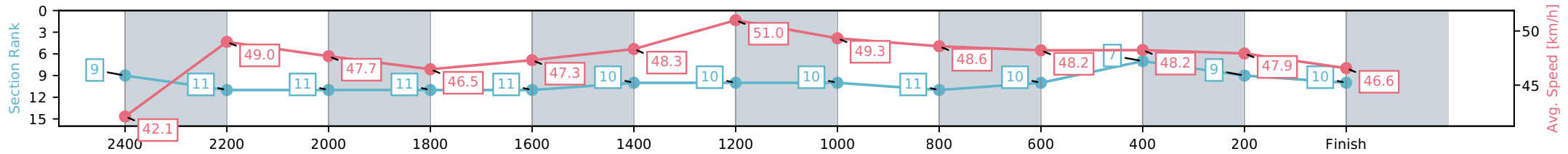
NZ Metropolitan Trotting Club Inc Harness
 Race 10: GALLAGHER INSURANCE RACING REWARDS
 HANDICAP TROT - 2600m



04 April 2026 - 6:18PM

Weather: Overcast

Section	L2600	L2400	L2200	L2000	L1800	L1600	L1400	L1200	L1000	L800	L600	L400	L200
Section Times	3:21.12 (0:18.78)	3:02.34 [11] (0:15.02)	2:47.32 [11] (0:15.43)	2:31.90 [11] (0:15.49)	2:16.40 [11] (0:15.52)	2:00.89 [10] (0:15.05)	1:45.83 [10] (0:14.12)	1:31.71 [10] (0:14.94)	1:16.77 [11] (0:15.18)	1:01.59 [10] (0:14.94)	0:46.65 [7] (0:15.59)	0:31.06 [9] (0:15.62)	0:15.44 [10] (0:15.44)
Average Speed [km/h]	42.1	49.0	47.7	46.5	47.3	48.3	51.0	49.3	48.6	48.2	48.2	47.9	46.6
Top Speed [km/h]	51.0	51.3	48.9	47.8	48.0	50.3	52.2	49.9	50.6	49.2	48.7	48.6	47.9
Avg. Dist. to Rail [m]	8.4	2.9	2.9	3.7	3.4	1.6	5.9	3.0	3.3	5.4	6.1	6.0	11.0



- [] Ranking at each section and finish
- :-:- No data available at this section
- NA No data available

Horse/Jockey Name	Aveross Majesty/M B Holbrough
Finish Rank	11
Fastest Section Time (Section)	0:14.57 (1400-1200)
Top Speed [km/h] (Section)	52.6 (2400-2200)
Race State	Finished

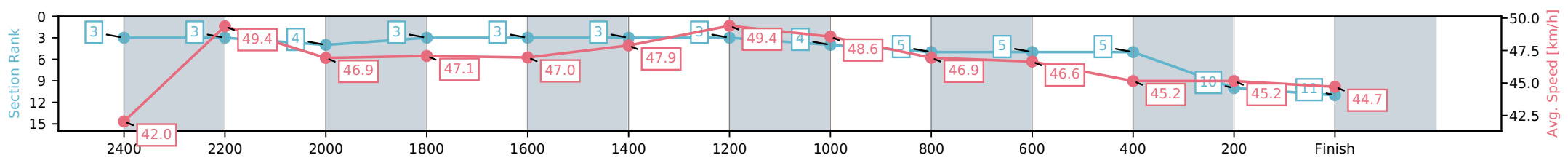


NZ Metropolitan Trotting Club Inc Harness
 Race 10: GALLAGHER INSURANCE RACING REWARDS
 HANDICAP TROT - 2600m



04 April 2026 - 6:18PM
 Weather: Overcast

Section	L2600	L2400	L2200	L2000	L1800	L1600	L1400	L1200	L1000	L800	L600	L400	L200
Section Times	3:21.84 (0:17.52)	3:04.32 [3] (0:14.76)	2:49.56 [4] (0:15.52)	2:34.03 [3] (0:15.29)	2:18.75 [3] (0:15.24)	2:03.51 [3] (0:15.05)	1:48.45 [3] (0:14.57)	1:33.88 [4] (0:15.11)	1:18.77 [5] (0:15.47)	1:03.30 [5] (0:15.43)	0:47.88 [5] (0:15.80)	0:32.08 [10] (0:15.99)	0:16.09 [11] (0:16.09)
Average Speed [km/h]	42.0	49.4	46.9	47.1	47.0	47.9	49.4	48.6	46.9	46.6	45.2	45.2	44.7
Top Speed [km/h]	52.1	52.6	48.0	47.8	47.6	48.9	49.9	49.3	48.6	47.1	45.9	45.6	46.6
Avg. Dist. to Rail [m]	7.2	1.7	1.7	1.2	1.1	1.2	4.6	2.4	1.4	0.5	1.1	1.3	4.4



[] Ranking at each section and finish
 -:-:- No data available at this section
 NA No data available

Horse/Jockey Name	Sheza Trendy One/B N Orange
Finish Rank	12
Fastest Section Time (Section)	0:14.55 (1400-1200)
Top Speed [km/h] (Section)	51.1 (2400-2200)
Race State	Finished



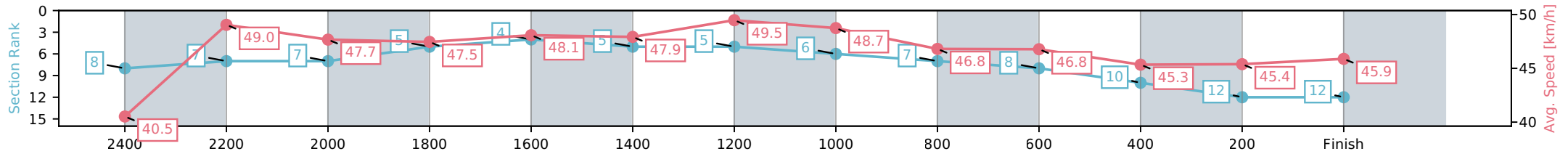
NZ Metropolitan Trotting Club Inc Harness
 Race 10: GALLAGHER INSURANCE RACING REWARDS
 HANDICAP TROT - 2600m



04 April 2026 - 6:18PM

Weather: Overcast

Section	L2600	L2400	L2200	L2000	L1800	L1600	L1400	L1200	L1000	L800	L600	L400	L200
Section Times	3:21.90 (0:18.47)	3:03.43 [7] (0:14.79)	2:48.64 [7] (0:15.20)	2:33.44 [5] (0:15.17)	2:18.27 [4] (0:15.11)	2:03.16 [5] (0:15.14)	1:48.02 [5] (0:14.55)	1:33.47 [6] (0:14.92)	1:18.55 [7] (0:15.48)	1:03.07 [8] (0:15.39)	0:47.68 [10] (0:16.02)	0:31.66 [12] (0:15.97)	0:15.69 [12] (0:15.69)
Average Speed [km/h]	40.5	49.0	47.7	47.5	48.1	47.9	49.5	48.7	46.8	46.8	45.3	45.4	45.9
Top Speed [km/h]	51.0	51.1	48.4	47.9	48.5	49.1	49.8	49.2	49.0	47.3	45.9	45.9	46.7
Avg. Dist. to Rail [m]	3.6	1.1	1.0	1.5	1.7	1.2	3.9	1.3	1.2	2.0	1.4	1.1	1.7



- [] Ranking at each section and finish
- :-:- No data available at this section
- NA No data available

Horse/Jockey Name	Petite Trixton/S E O'Reilly
Finish Rank	13
Fastest Section Time (Section)	0:14.14 (1400-1200)
Top Speed [km/h] (Section)	52.0 (1400-1200)
Race State	Finished



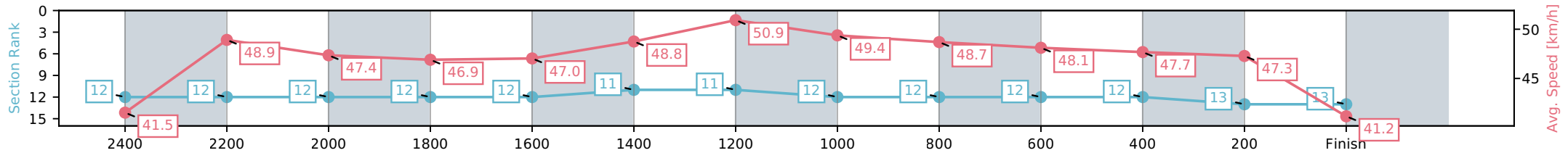
NZ Metropolitan Trotting Club Inc Harness
 Race 10: GALLAGHER INSURANCE RACING REWARDS
 HANDICAP TROT - 2600m



04 April 2026 - 6:18PM

Weather: Overcast

Section	L2600	L2400	L2200	L2000	L1800	L1600	L1400	L1200	L1000	L800	L600	L400	L200
Section Times	3:23.74 (0:19.20)	3:04.54 [12] (0:15.03)	2:49.50 [12] (0:15.50)	2:34.00 [12] (0:15.35)	2:18.65 [12] (0:15.58)	2:03.07 [11] (0:15.00)	1:48.07 [11] (0:14.14)	1:33.93 [12] (0:14.94)	1:18.99 [12] (0:15.13)	1:03.85 [12] (0:14.97)	0:48.88 [12] (0:15.61)	0:33.27 [13] (0:15.81)	0:17.46 [13] (0:17.46)
Average Speed [km/h]	41.5	48.9	47.4	46.9	47.0	48.8	50.9	49.4	48.7	48.1	47.7	47.3	41.2
Top Speed [km/h]	49.3	50.8	49.1	48.9	47.9	49.8	52.0	50.1	50.8	49.3	48.2	48.3	45.1
Avg. Dist. to Rail [m]	7.9	2.9	2.7	3.6	3.1	2.2	5.6	3.1	3.3	5.0	4.9	6.0	7.6



- [] Ranking at each section and finish
- :-:- No data available at this section
- NA No data available

Horse/Jockey Name	Harriet's Moment/R T May
Finish Rank	14
Fastest Section Time (Section)	0:14.49 (1400-1200)
Top Speed [km/h] (Section)	53.3 (1400-1200)
Race State	Finished



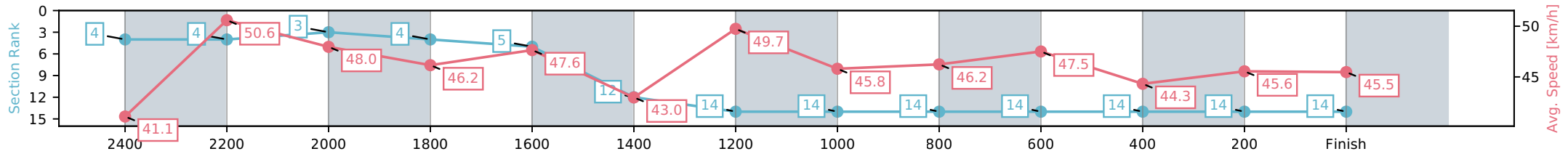
NZ Metropolitan Trotting Club Inc Harness
 Race 10: GALLAGHER INSURANCE RACING REWARDS
 HANDICAP TROT - 2600m



04 April 2026 - 6:18PM

Weather: Overcast

Section	L2600	L2400	L2200	L2000	L1800	L1600	L1400	L1200	L1000	L800	L600	L400	L200
Section Times	3:26.33 (0:17.82)	3:08.51 [4] (0:14.64)	2:53.87 [3] (0:15.30)	2:38.57 [4] (0:15.61)	2:22.96 [5] (0:15.43)	2:07.54 [12] (0:17.16)	1:50.38 [14] (0:14.49)	1:35.89 [14] (0:16.42)	1:19.47 [14] (0:16.24)	1:03.23 [14] (0:15.16)	0:48.08 [14] (0:16.35)	0:31.72 [14] (0:15.91)	0:15.82 [14] (0:15.82)
Average Speed [km/h]	41.1	50.6	48.0	46.2	47.6	43.0	49.7	45.8	46.2	47.5	44.3	45.6	45.5
Top Speed [km/h]	51.6	52.2	49.4	47.1	49.7	47.5	53.3	53.3	48.2	48.5	45.8	46.6	47.1
Avg. Dist. to Rail [m]	12.4	3.7	2.7	3.5	3.4	3.7	6.5	5.6	5.9	2.1	1.3	1.1	3.0



[] Ranking at each section and finish
 -:-:- No data available at this section
 NA No data available