



NZ Metropolitan Trotting Club Inc Harness

Race 11: GOLD BAND TAXIS RACING REWARDS MOBILE PACE - 2600m

04 April 2026 - 6:58PM

Weather: Overcast



Field Times	3:10.96	2:59.01	2:45.09	2:29.26	2:13.19	1:56.79	1:42.05	1:28.27
(Race Tempo)	(0:11.95)	(0:13.92)	(0:15.83)	(0:16.07)	(0:16.40)	(0:14.75)	(0:13.78)	(0:14.79)

Rank	TAB#	Horse	Overall Time	First 400m	Top Speed km/h (Section)	L2600	L2400	L2200	L2000	L1800	L1600	L1400	L1200
	(BAR#)	Driver	Margin (DT-W)	Last 600m	Fastest Section (Time)	Start - 2400	2400 - 2200	2200 - 2000	2000 - 1800	1800 - 1600	1600 - 1400	1400 - 1200	1200 - 1000
1	15	Bruntwood Brigade	3:10.96	0:28.78	55.1 (1400-1200)	3:10.96	2:57.42 [13]	2:42.18 [13]	2:26.12 [14]	2:10.98 [13]	1:55.74 [9]	1:41.34 [5]	1:28.06 [2]
	(15)	John R Dunn		0:43.32	1400-1200 (0:13.28)	(0:13.54)	(0:15.24)	(0:16.06)	(0:15.14)	(0:15.24)	(0:14.40)	(0:13.28)	(0:14.77)
2	14	Lavra Rose	3:11.36	0:28.13	54.4 (400-200)	3:11.36	2:57.98 [11]	2:43.23 [11]	2:27.16 [11]	2:11.38 [12]	1:55.26 [13]	1:40.20 [13]	1:26.47 [13]
	(14)	S J Tomlinson	2.3L (+3)	0:42.49	2600 - 2400 (0:13.38)	(0:13.38)	(0:14.75)	(0:16.07)	(0:15.78)	(0:16.12)	(0:15.06)	(0:13.73)	(0:14.63)
3	4	Prosperity	3:11.49	0:25.87	58.1 (2600 - 2400)	3:11.49	2:59.54 [1]	2:45.62 [1]	2:29.79 [1]	2:13.72 [1]	1:57.32 [1]	1:42.58 [1]	1:28.80 [1]
	(4)	R D Close	3.1L (-31)	0:43.94	2600 - 2400 (0:11.95)	(0:11.95)	(0:13.92)	(0:15.83)	(0:16.07)	(0:16.40)	(0:14.75)	(0:13.78)	(0:14.79)
4	12	John Stewart	3:11.63	0:27.82	54.0 (1400-1200)	3:11.63	2:58.40 [10]	2:43.81 [10]	2:27.78 [10]	2:11.99 [10]	1:56.81 [5]	1:42.46 [2]	1:28.68 [3]
	(12)	B N Orange	3.8L (-5)	0:43.64	2600 - 2400 (0:13.23)	(0:13.23)	(0:14.59)	(0:16.04)	(0:15.78)	(0:15.18)	(0:14.35)	(0:13.78)	(0:15.06)
5	13	Lonnekers	3:11.93	0:26.77	55.6 (2600 - 2400)	3:11.93	2:59.25 [6]	2:45.16 [5]	2:29.81 [3]	2:13.90 [2]	1:57.46 [2]	1:42.52 [4]	1:28.67 [5]
	(13)	R E Cameron	5.6L (-5)	0:43.62	2600 - 2400 (0:12.68)	(0:12.68)	(0:14.09)	(0:15.36)	(0:15.91)	(0:16.44)	(0:14.94)	(0:13.85)	(0:15.06)
6	10	The Coalman	3:12.39	0:26.81	55.7 (2600 - 2400)	3:12.39	2:59.58 [7]	2:45.58 [6]	2:29.98 [4]	2:13.95 [5]	1:57.54 [6]	1:42.68 [7]	1:28.92 [6]
	(10)	S J Ottley	8.2L (-31)	0:44.20	2600 - 2400 (0:12.81)	(0:12.81)	(0:14.00)	(0:15.60)	(0:16.03)	(0:16.41)	(0:14.86)	(0:13.77)	(0:14.78)
7	2	Bettor Go Vinnie	3:12.73	0:27.06	54.8 (2600 - 2400)	3:12.73	3:00.10 [5]	2:45.67 [7]	2:29.60 [8]	2:13.68 [8]	1:57.26 [10]	1:42.18 [9]	1:28.44 [9]
	(2)	T M Williams	10.2L (-3)	0:44.14	2600 - 2400 (0:12.63)	(0:12.63)	(0:14.43)	(0:16.06)	(0:15.93)	(0:16.42)	(0:15.08)	(0:13.74)	(0:14.95)
8	3	Topaz	3:13.17	0:27.44	53.9 (2600 - 2400)	3:13.17	3:00.23 [8]	2:45.74 [8]	2:29.67 [9]	2:13.78 [9]	1:57.39 [12]	1:42.29 [11]	1:28.57 [11]
	(3)	W J House	12.7L (-17)	0:44.52	2600 - 2400 (0:12.94)	(0:12.94)	(0:14.50)	(0:16.07)	(0:15.89)	(0:16.39)	(0:15.10)	(0:13.72)	(0:14.52)
9	7	Zarlini	3:13.37	0:28.46	53.7 (1400-1200)	3:13.37	3:00.17 [9]	2:44.91 [12]	2:28.84 [12]	2:13.03 [14]	1:56.96 [14]	1:41.86 [14]	1:28.19 [14]
	(7)	B T Hope	13.8L (+4)	0:44.20	2600 - 2400 (0:13.20)	(0:13.20)	(0:15.26)	(0:16.07)	(0:15.81)	(0:16.07)	(0:15.11)	(0:13.67)	(0:14.64)
10	5	Jazzys Upstart	3:13.53	0:26.70	56.1 (2600 - 2400)	3:13.53	3:01.23 [3]	2:46.82 [4]	2:30.79 [6]	2:14.88 [6]	1:58.42 [7]	1:43.46 [8]	1:29.59 [8]
	(5)	S E O'Reilly	14.7L (-8)	0:44.58	2600 - 2400 (0:12.30)	(0:12.30)	(0:14.40)	(0:16.04)	(0:15.91)	(0:16.46)	(0:14.96)	(0:13.87)	(0:14.97)

Scratched: Showcase (#6)

Report Created: Sat 04 April 2026

(Note: Races are conducted over an approximate distance as close as possible to the advertised distance, and recorded data may vary accordingly. Official times refer to race times only and do not include handicap times.)

[] Position in running at each section and finish TAB# Saddle cloth number

-:--:-- No data available at this section

NA No data available

DNT Did not track

BAR# Barrier/Gate Position

DNF Did not finish

DT-W Distance travelled compared to winner in metres

Fastest split

Fastest section



NZ Metropolitan Trotting Club Inc Harness
 Race 11: GOLD BAND TAXIS RACING REWARDS MOBILE PACE - 2600m
 04 April 2026 - 6:58PM



Weather: Overcast

Field Times (Race Tempo) 3:10.96 (0:11.95) 2:59.01 (0:13.92) 2:45.09 (0:15.83) 2:29.26 (0:16.07) 2:13.19 (0:16.40) 1:56.79 (0:14.75) 1:42.05 (0:13.78) 1:28.27 (0:14.79)

Rank	TAB#	Horse	Overall Time	First 400m	Top Speed km/h (Section)	L2600	L2400	L2200	L2000	L1800	L1600	L1400	L1200
	(BAR#)	Driver	Margin (DT-W)	Last 600m	Fastest Section (Time)	Start - 2400	2400 - 2200	2200 - 2000	2000 - 1800	1800 - 1600	1600 - 1400	1400 - 1200	1200 - 1000
11	8	Destiny's Dream	3:14.13	0:26.42	57.3 (2600 - 2400)	3:14.13	3:02.07 [2]	2:47.71 [3]	2:31.69 [5]	2:15.78 [4]	1:59.35 [4]	1:44.43 [6]	1:30.49 [7]
	(8)	J C Morrison	18.2L (-9)	0:45.53	2600 - 2400 (0:12.06)	(0:12.06)	(0:14.36)	(0:16.02)	(0:15.90)	(0:16.43)	(0:14.92)	(0:13.94)	(0:14.98)
12	1	Typhoon Tere	3:14.52	0:26.31	55.8 (2600 - 2400)	3:14.52	3:02.13 [4]	2:48.21 [2]	2:32.48 [2]	2:16.41 [3]	2:00.00 [3]	1:45.16 [3]	1:31.37 [4]
	(1)	C J Dalgety	20.4L (-29)	0:46.64	2600 - 2400 (0:12.39)	(0:12.39)	(0:13.92)	(0:15.73)	(0:16.06)	(0:16.41)	(0:14.84)	(0:13.79)	(0:14.79)
13	9	Quinn	3:25.32	0:29.13	52.5 (1400-1200)	3:25.32	3:11.68 [14]	2:56.19 [14]	2:40.54 [13]	2:25.45 [11]	2:09.76 [11]	1:54.37 [12]	1:40.45 [12]
	(9)	M J Williamson	82.1L (-23)	0:54.42	2600 - 2400 (0:13.64)	(0:13.64)	(0:15.49)	(0:15.65)	(0:15.09)	(0:15.68)	(0:15.39)	(0:13.92)	(0:15.73)
14	11	Times Are A Changin	3:34.69	0:27.71	53.5 (2600 - 2400)	3:34.69	3:21.30 [12]	3:06.98 [9]	2:51.72 [7]	2:35.88 [7]	2:19.49 [8]	2:04.05 [10]	1:50.24 [10]
	(11)	A M Butt	135.6L (-34)	0:57.37	2600 - 2400 (0:13.39)	(0:13.39)	(0:14.32)	(0:15.26)	(0:15.84)	(0:16.39)	(0:15.45)	(0:13.81)	(0:18.36)

Scratched: Showcase (#6)

Report Created: Sat 04 April 2026

(Note: Races are conducted over an approximate distance as close as possible to the advertised distance, and recorded data may vary accordingly. Official times refer to race times only and do not include handicap times.)

[] Position in running at each section and finish TAB# Saddle cloth number
 -:-:- No data available at this section BAR# Barrier/Gate Position
 NA No data available DNF Did not finish
 DNT Did not track DT-W Distance travelled compared to winner in metres

Fastest split
 Fastest section



NZ Metropolitan Trotting Club Inc Harness
 Race 11: GOLD BAND TAXIS RACING REWARDS MOBILE PACE - 2600m
 04 April 2026 - 6:58PM



Weather: Overcast

Field Times 1:13.48 0:58.20 0:43.41 0:28.71 0:14.41
 (Race Tempo) (0:15.28) (0:14.79) (0:14.70) (0:14.30) (0:14.41)

Rank	TAB#	Horse	Overall Time	First 400m	Top Speed km/h (Section)	L1000	L800	L600	L400	L200			
	(BAR#)	Driver	Margin (DT-W)	Last 600m	Fastest Section (Time)	1000 - 800	800 - 600	600 - 400	400 - 200	200 - Finish			
1	15	Bruntwood Brigade	3:10.96	0:28.78	55.1 (1400-1200)	1:13.30 [2]	0:57.98 [2]	0:43.32 [2]	0:28.59 [2]	0:14.41 [1]			
	(15)	John R Dunn		0:43.32	1400-1200 (0:13.28)	(0:15.32)	(0:14.66)	(0:14.73)	(0:14.18)	(0:14.41)			
2	14	Lavra Rose	3:11.36	0:28.13	54.4 (400-200)	1:11.84 [11]	0:56.40 [11]	0:42.49 [10]	0:27.77 [10]	0:13.84 [5]			
	(14)	S J Tomlinson	2.3L (+3)	0:42.49	2600 - 2400 (0:13.38)	(0:15.44)	(0:13.92)	(0:14.72)	(0:13.93)	(0:13.84)			
3	4	Prosperity	3:11.49	0:25.87	58.1 (2600 - 2400)	1:14.01 [1]	0:58.73 [1]	0:43.94 [1]	0:29.24 [1]	0:14.93 [2]			
	(4)	R D Close	3.1L (-31)	0:43.94	2600 - 2400 (0:11.95)	(0:15.28)	(0:14.79)	(0:14.70)	(0:14.31)	(0:14.93)			
4	12	John Stewart	3:11.63	0:27.82	54.0 (1400-1200)	1:13.62 [4]	0:58.32 [4]	0:43.64 [4]	0:28.83 [3]	0:14.47 [3]			
	(12)	B N Orange	3.8L (-5)	0:43.64	2600 - 2400 (0:13.23)	(0:15.30)	(0:14.68)	(0:14.80)	(0:14.37)	(0:14.47)			
5	13	Lonnekers	3:11.93	0:26.77	55.6 (2600 - 2400)	1:13.62 [6]	0:58.32 [6]	0:43.62 [6]	0:28.82 [5]	0:14.46 [4]			
	(13)	R E Cameron	5.6L (-5)	0:43.62	2600 - 2400 (0:12.68)	(0:15.30)	(0:14.69)	(0:14.80)	(0:14.36)	(0:14.46)			
6	10	The Coalman	3:12.39	0:26.81	55.7 (2600 - 2400)	1:14.13 [5]	0:58.93 [5]	0:44.20 [5]	0:29.26 [6]	0:14.26 [8]			
	(10)	S J Ottley	8.2L (-31)	0:44.20	2600 - 2400 (0:12.81)	(0:15.20)	(0:14.73)	(0:14.94)	(0:15.00)	(0:14.26)			
7	2	Bettor Go Vinnie	3:12.73	0:27.06	54.8 (2600 - 2400)	1:13.49 [10]	0:58.09 [10]	0:44.14 [7]	0:29.42 [7]	0:14.76 [7]			
	(2)	T M Williams	10.2L (-3)	0:44.14	2600 - 2400 (0:12.63)	(0:15.40)	(0:13.95)	(0:14.72)	(0:14.66)	(0:14.76)			
8	3	Topaz	3:13.17	0:27.44	53.9 (2600 - 2400)	1:14.05 [9]	0:59.15 [8]	0:44.52 [9]	0:29.73 [8]	0:14.71 [11]			
	(3)	W J House	12.7L (-17)	0:44.52	2600 - 2400 (0:12.94)	(0:14.91)	(0:14.63)	(0:14.79)	(0:15.02)	(0:14.71)			
9	7	Zarlini	3:13.37	0:28.46	53.7 (1400-1200)	1:13.55 [12]	0:58.06 [12]	0:44.20 [12]	0:29.46 [11]	0:15.03 [9]			
	(7)	B T Hope	13.8L (+4)	0:44.20	2600 - 2400 (0:13.20)	(0:15.49)	(0:13.86)	(0:14.73)	(0:14.44)	(0:15.03)			
10	5	Jazzys Upstart	3:13.53	0:26.70	56.1 (2600 - 2400)	1:14.62 [8]	0:59.25 [9]	0:44.57 [11]	0:29.50 [12]	0:14.88 [12]			
	(5)	S E O'Reilly	14.7L (-8)	0:44.58	2600 - 2400 (0:12.30)	(0:15.37)	(0:14.68)	(0:15.07)	(0:14.63)	(0:14.88)			

Scratched: Showcase (#6)

Report Created: Sat 04 April 2026

(Note: Races are conducted over an approximate distance as close as possible to the advertised distance, and recorded data may vary accordingly. Official times refer to race times only and do not include handicap times.)

[] Position in running at each section and finish TAB# Saddle cloth number
 -:--:-- No data available at this section BAR# Barrier/Gate Position
 NA No data available DNF Did not finish
 DNT Did not track DT-W Distance travelled compared to winner in metres

Fastest split
 Fastest section



NZ Metropolitan Trotting Club Inc Harness
 Race 11: GOLD BAND TAXIS RACING REWARDS MOBILE PACE - 2600m
 04 April 2026 - 6:58PM



Weather: Overcast

Field Times 1:13.48 0:58.20 0:43.41 0:28.71 0:14.41
 (Race Tempo) (0:15.28) (0:14.79) (0:14.70) (0:14.30) (0:14.41)

Rank	TAB#	Horse	Overall Time	First 400m	Top Speed km/h (Section)	L1000	L800	L600	L400	L200			
	(BAR#)	Driver	Margin (DT-W)	Last 600m	Fastest Section (Time)	1000 - 800	800 - 600	600 - 400	400 - 200	200 - Finish			
11	8	Destiny's Dream	3:14.13	0:26.42	57.3 (2600 - 2400)	1:15.52 [7]	1:00.22 [7]	0:45.53 [8]	0:30.64 [9]	0:15.73 [10]			
	(8)	J C Morrison	18.2L (-9)	0:45.53	2600 - 2400 (0:12.06)	(0:15.30)	(0:14.69)	(0:14.89)	(0:14.91)	(0:15.73)			
12	1	Typhoon Tere	3:14.52	0:26.31	55.8 (2600 - 2400)	1:16.59 [3]	1:01.41 [3]	0:46.64 [3]	0:31.72 [4]	0:16.56 [6]			
	(1)	C J Dalgety	20.4L (-29)	0:46.64	2600 - 2400 (0:12.39)	(0:15.17)	(0:14.77)	(0:14.92)	(0:15.16)	(0:16.56)			
13	9	Quinn	3:25.32	0:29.13	52.5 (1400-1200)	1:24.72 [13]	1:09.47 [13]	0:54.41 [13]	0:36.59 [13]	0:19.30 [13]			
	(9)	M J Williamson	82.1L (-23)	0:54.42	2600 - 2400 (0:13.64)	(0:15.25)	(0:15.06)	(0:17.82)	(0:17.30)	(0:19.30)			
14	11	Times Are A Changin	3:34.69	0:27.71	53.5 (2600 - 2400)	1:31.87 [14]	1:13.96 [14]	0:57.37 [14]	0:38.89 [14]	0:19.72 [14]			
	(11)	A M Butt	135.6L (-34)	0:57.37	2600 - 2400 (0:13.39)	(0:17.91)	(0:16.58)	(0:18.48)	(0:19.17)	(0:19.72)			

Scratched: Showcase (#6)

Report Created: Sat 04 April 2026

(Note: Races are conducted over an approximate distance as close as possible to the advertised distance, and recorded data may vary accordingly. Official times refer to race times only and do not include handicap times.)

[] Position in running at each section and finish TAB# Saddle cloth number

-:--:-- No data available at this section

NA No data available

DNT Did not track

BAR# Barrier/Gate Position

DNF Did not finish

DT-W Distance travelled compared to winner in metres

Fastest split

Fastest section

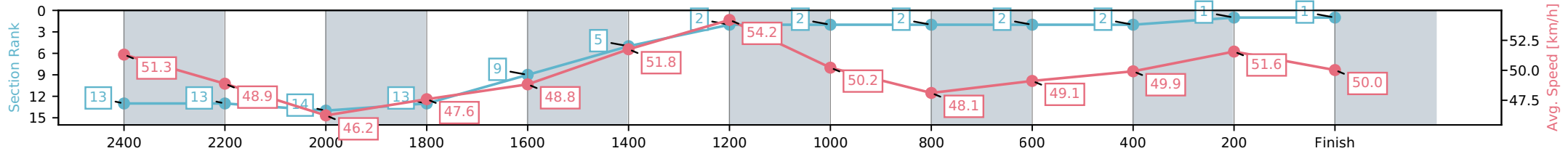
Horse/Jockey Name	Bruntwood Brigade/John R Dunn
Finish Rank	1
Fastest Section Time (Section)	0:13.28 (1400-1200)
Top Speed [km/h] (Section)	55.1 (1400-1200)
Race State	Finished



NZ Metropolitan Trotting Club Inc Harness
 Race 11: GOLD BAND TAXIS RACING REWARDS MOBILE
 PACE - 2600m
 04 April 2026 - 6:58PM
 Weather: Overcast



Section	L2600	L2400	L2200	L2000	L1800	L1600	L1400	L1200	L1000	L800	L600	L400	L200
Section Times	3:10.96 (0:13.54)	2:57.42 [13] (0:15.24)	2:42.18 [14] (0:16.06)	2:26.12 [13] (0:15.14)	2:10.98 [9] (0:15.24)	1:55.74 [5] (0:14.40)	1:41.34 [2] (0:13.28)	1:28.06 [2] (0:14.77)	1:13.30 [2] (0:15.32)	0:57.98 [2] (0:14.66)	0:43.32 [2] (0:14.73)	0:28.59 [1] (0:14.18)	0:14.41 [1] (0:14.41)
Average Speed [km/h]	51.3	48.9	46.2	47.6	48.8	51.8	54.2	50.2	48.1	49.1	49.9	51.6	50.0
Top Speed [km/h]	53.0	49.7	49.4	50.9	49.1	54.2	55.1	53.5	49.3	49.4	51.2	52.1	52.1
Avg. Dist. to Rail [m]	11.0	4.8	4.0	5.6	5.2	4.6	6.9	3.7	3.1	3.9	3.2	2.6	4.8



[] Ranking at each section and finish
 -:-:- No data available at this section
 NA No data available

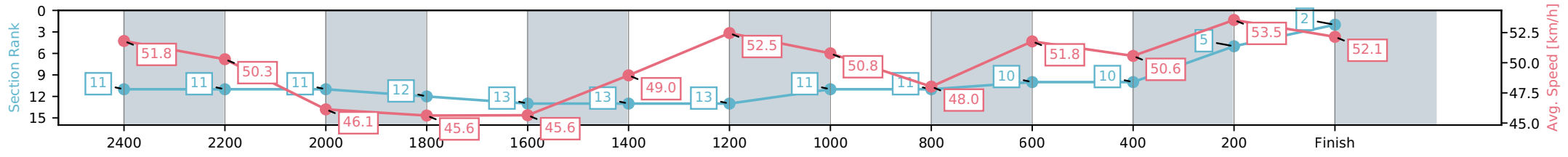
Horse/Jockey Name	Lavra Rose/S J Tomlinson
Finish Rank	2
Fastest Section Time (Section)	0:13.38 (2600 - 2400)
Top Speed [km/h] (Section)	54.4 (400-200)
Race State	Finished



NZ Metropolitan Trotting Club Inc Harness
 Race 11: GOLD BAND TAXIS RACING REWARDS MOBILE
 PACE - 2600m
 04 April 2026 - 6:58PM
 Weather: Overcast



Section	L2600	L2400	L2200	L2000	L1800	L1600	L1400	L1200	L1000	L800	L600	L400	L200
Section Times	3:11.36 (0:13.38)	2:57.98 [11] (0:14.75)	2:43.23 [11] (0:16.07)	2:27.16 [12] (0:15.78)	2:11.38 [13] (0:16.12)	1:55.26 [13] (0:15.06)	1:40.20 [13] (0:13.73)	1:26.47 [11] (0:14.63)	1:11.84 [11] (0:15.44)	0:56.40 [10] (0:13.92)	0:42.49 [10] (0:14.72)	0:27.77 [5] (0:13.93)	0:13.84 [2] (0:13.84)
Average Speed [km/h]	51.8	50.3	46.1	45.6	45.6	49.0	52.5	50.8	48.0	51.8	50.6	53.5	52.1
Top Speed [km/h]	53.5	51.9	48.6	48.4	48.7	52.1	53.8	52.2	49.8	53.2	51.5	54.4	54.2
Avg. Dist. to Rail [m]	9.1	4.0	3.8	4.4	3.5	3.3	6.0	3.9	3.9	5.5	4.9	5.3	7.7



[] Ranking at each section and finish
 -:-:- No data available at this section
 NA No data available

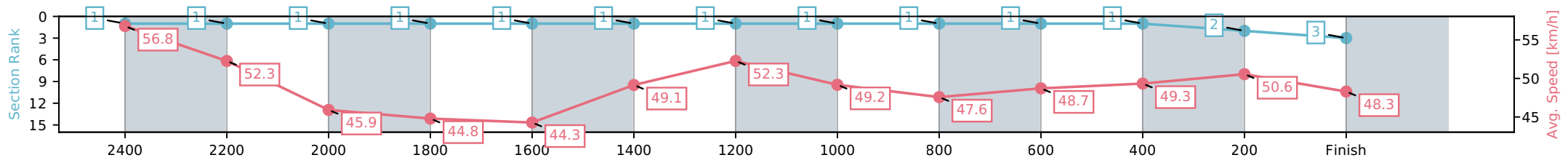
Horse/Jockey Name	Prosperity/R D Close
Finish Rank	3
Fastest Section Time (Section)	0:11.95 (2600 - 2400)
Top Speed [km/h] (Section)	58.1 (2600 - 2400)
Race State	Finished



NZ Metropolitan Trotting Club Inc Harness
 Race 11: GOLD BAND TAXIS RACING REWARDS MOBILE
 PACE - 2600m
 04 April 2026 - 6:58PM
 Weather: Overcast



Section	L2600	L2400	L2200	L2000	L1800	L1600	L1400	L1200	L1000	L800	L600	L400	L200
Section Times	3:11.49 (0:11.95)	2:59.54 [1] (0:13.92)	2:45.62 [1] (0:15.83)	2:29.79 [1] (0:16.07)	2:13.72 [1] (0:16.40)	1:57.32 [1] (0:14.75)	1:42.58 [1] (0:13.78)	1:28.80 [1] (0:14.79)	1:14.01 [1] (0:15.28)	0:58.73 [1] (0:14.79)	0:43.94 [1] (0:14.70)	0:29.24 [2] (0:14.31)	0:14.93 [3] (0:14.93)
Average Speed [km/h]	56.8	52.3	45.9	44.8	44.3	49.1	52.3	49.2	47.6	48.7	49.3	50.6	48.3
Top Speed [km/h]	58.1	56.2	48.2	45.3	45.4	53.7	53.8	50.8	48.6	48.9	49.9	51.0	51.1
Avg. Dist. to Rail [m]	6.6	1.5	1.3	1.7	1.4	1.1	3.7	1.3	1.4	2.0	1.4	1.1	3.8



[] Ranking at each section and finish
 -:-:- No data available at this section
 NA No data available

Horse/Jockey Name	John Stewart/B N Orange
Finish Rank	4
Fastest Section Time (Section)	0:13.23 (2600 - 2400)
Top Speed [km/h] (Section)	54.0 (1400-1200)
Race State	Finished



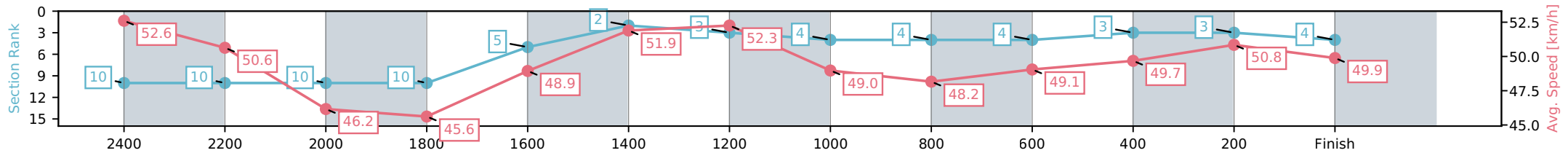
NZ Metropolitan Trotting Club Inc Harness
 Race 11: GOLD BAND TAXIS RACING REWARDS MOBILE
 PACE - 2600m



04 April 2026 - 6:58PM

Weather: Overcast

Section	L2600	L2400	L2200	L2000	L1800	L1600	L1400	L1200	L1000	L800	L600	L400	L200
Section Times	3:11.63 (0:13.23)	2:58.40 [10] (0:14.59)	2:43.81 [10] (0:16.04)	2:27.78 [10] (0:15.78)	2:11.99 [5] (0:15.18)	1:56.81 [2] (0:14.35)	1:42.46 [3] (0:13.78)	1:28.68 [4] (0:15.06)	1:13.62 [4] (0:15.30)	0:58.32 [4] (0:14.68)	0:43.64 [3] (0:14.80)	0:28.83 [3] (0:14.37)	0:14.47 [4] (0:14.47)
Average Speed [km/h]	52.6	50.6	46.2	45.6	48.9	51.9	52.3	49.0	48.2	49.1	49.7	50.8	49.9
Top Speed [km/h]	53.5	52.5	48.8	48.4	49.5	53.9	54.0	51.2	49.4	49.4	51.0	51.1	51.1
Avg. Dist. to Rail [m]	6.4	3.3	3.7	4.5	5.1	4.5	5.5	3.1	3.1	3.9	3.2	2.0	2.3



- [] Ranking at each section and finish
- :-:- No data available at this section
- NA No data available

Horse/Jockey Name	Lonnekers/R E Cameron
Finish Rank	5
Fastest Section Time (Section)	0:12.68 (2600 - 2400)
Top Speed [km/h] (Section)	55.6 (2600 - 2400)
Race State	Finished



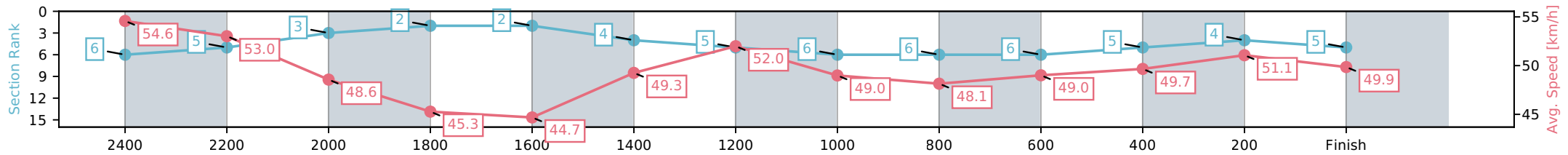
NZ Metropolitan Trotting Club Inc Harness
 Race 11: GOLD BAND TAXIS RACING REWARDS MOBILE
 PACE - 2600m



04 April 2026 - 6:58PM

Weather: Overcast

Section	L2600	L2400	L2200	L2000	L1800	L1600	L1400	L1200	L1000	L800	L600	L400	L200
Section Times	3:11.93 (0:12.68)	2:59.25 [5] (0:14.09)	2:45.16 [3] (0:15.36)	2:29.81 [2] (0:15.91)	2:13.90 [2] (0:16.44)	1:57.46 [4] (0:14.94)	1:42.52 [5] (0:13.85)	1:28.67 [6] (0:15.06)	1:13.62 [6] (0:15.30)	0:58.32 [6] (0:14.69)	0:43.62 [5] (0:14.80)	0:28.82 [4] (0:14.36)	0:14.46 [5] (0:14.46)
Average Speed [km/h]	54.6	53.0	48.6	45.3	44.7	49.3	52.0	49.0	48.1	49.0	49.7	51.1	49.9
Top Speed [km/h]	55.6	54.7	51.6	45.7	45.6	53.2	53.6	51.7	49.4	49.4	51.1	51.7	52.0
Avg. Dist. to Rail [m]	8.0	4.8	4.5	3.7	3.2	3.0	5.1	3.1	3.0	3.7	3.2	3.0	4.8



- [] Ranking at each section and finish
- :-:- No data available at this section
- NA No data available

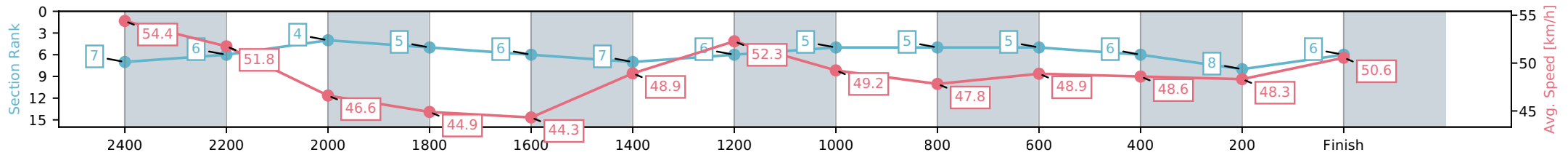
Horse/Jockey Name	The Coalman/S J Ottley
Finish Rank	6
Fastest Section Time (Section)	0:12.81 (2600 - 2400)
Top Speed [km/h] (Section)	55.7 (2600 - 2400)
Race State	Finished



NZ Metropolitan Trotting Club Inc Harness
 Race 11: GOLD BAND TAXIS RACING REWARDS MOBILE
 PACE - 2600m
 04 April 2026 - 6:58PM
 Weather: Overcast



Section	L2600	L2400	L2200	L2000	L1800	L1600	L1400	L1200	L1000	L800	L600	L400	L200
Section Times	3:12.39 (0:12.81)	2:59.58 [6] (0:14.00)	2:45.58 [4] (0:15.60)	2:29.98 [5] (0:16.03)	2:13.95 [6] (0:16.41)	1:57.54 [7] (0:14.86)	1:42.68 [6] (0:13.77)	1:28.92 [5] (0:14.78)	1:14.13 [5] (0:15.20)	0:58.93 [5] (0:14.73)	0:44.20 [6] (0:14.94)	0:29.26 [8] (0:15.00)	0:14.26 [6] (0:14.26)
Average Speed [km/h]	54.4	51.8	46.6	44.9	44.3	48.9	52.3	49.2	47.8	48.9	48.6	48.3	50.6
Top Speed [km/h]	55.7	54.2	50.3	45.3	45.3	52.8	53.6	51.2	49.4	49.3	49.1	50.3	51.3
Avg. Dist. to Rail [m]	2.7	0.9	1.2	1.9	1.7	1.4	3.4	1.4	1.5	2.2	1.6	1.0	1.5



- [] Ranking at each section and finish
- :-:- No data available at this section
- NA No data available

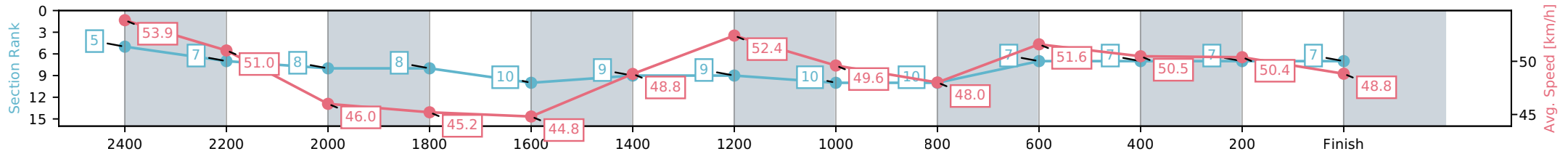
Horse/Jockey Name	Bettor Go Vinnie/T M Williams
Finish Rank	7
Fastest Section Time (Section)	0:12.63 (2600 - 2400)
Top Speed [km/h] (Section)	54.8 (2600 - 2400)
Race State	Finished



NZ Metropolitan Trotting Club Inc Harness
 Race 11: GOLD BAND TAXIS RACING REWARDS MOBILE
 PACE - 2600m
 04 April 2026 - 6:58PM
 Weather: Overcast



Section	L2600	L2400	L2200	L2000	L1800	L1600	L1400	L1200	L1000	L800	L600	L400	L200
Section Times	3:12.73 (0:12.63)	3:00.10 [7] (0:14.43)	2:45.67 [8] (0:16.06)	2:29.60 [8] (0:15.93)	2:13.68 [10] (0:16.42)	1:57.26 [9] (0:15.08)	1:42.18 [9] (0:13.74)	1:28.44 [10] (0:14.95)	1:13.49 [10] (0:15.40)	0:58.09 [7] (0:13.95)	0:44.14 [7] (0:14.72)	0:29.42 [7] (0:14.66)	0:14.76 [7] (0:14.76)
Average Speed [km/h]	53.9	51.0	46.0	45.2	44.8	48.8	52.4	49.6	48.0	51.6	50.5	50.4	48.8
Top Speed [km/h]	54.8	53.5	49.2	45.8	45.6	52.1	53.9	51.1	49.6	52.7	51.4	51.1	51.0
Avg. Dist. to Rail [m]	4.9	2.9	3.4	4.0	3.5	3.0	5.9	3.7	3.7	5.4	4.6	3.9	6.6



- [] Ranking at each section and finish
- :-:- No data available at this section
- NA No data available

Horse/Jockey Name	Topaz/W J House
Finish Rank	8
Fastest Section Time (Section)	0:12.94 (2600 - 2400)
Top Speed [km/h] (Section)	53.9 (2600 - 2400)
Race State	Finished



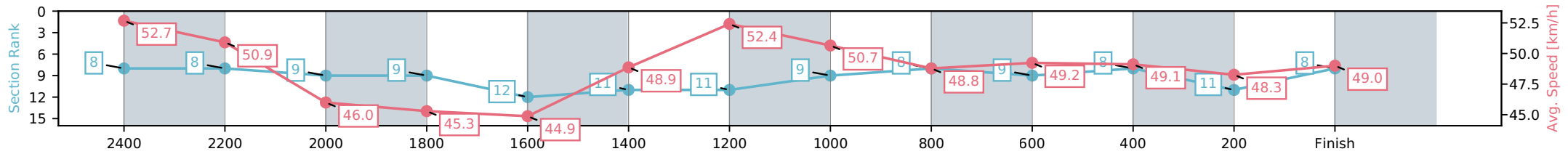
NZ Metropolitan Trotting Club Inc Harness
 Race 11: GOLD BAND TAXIS RACING REWARDS MOBILE
 PACE - 2600m



04 April 2026 - 6:58PM

Weather: Overcast

Section	L2600	L2400	L2200	L2000	L1800	L1600	L1400	L1200	L1000	L800	L600	L400	L200
Section Times	3:13.17 (0:12.94)	3:00.23 [8] (0:14.50)	2:45.74 [9] (0:16.07)	2:29.67 [9] (0:15.89)	2:13.78 [12] (0:16.39)	1:57.39 [11] (0:15.10)	1:42.29 [11] (0:13.72)	1:28.57 [9] (0:14.52)	1:14.05 [8] (0:14.91)	0:59.15 [9] (0:14.63)	0:44.52 [8] (0:14.79)	0:29.73 [11] (0:15.02)	0:14.71 [8] (0:14.71)
Average Speed [km/h]	52.7	50.9	46.0	45.3	44.9	48.9	52.4	50.7	48.8	49.2	49.1	48.3	49.0
Top Speed [km/h]	53.9	52.9	49.1	45.7	45.5	52.0	53.6	51.3	50.1	49.7	49.4	49.5	50.4
Avg. Dist. to Rail [m]	6.3	3.2	3.4	4.1	3.5	3.2	5.9	2.7	1.5	2.2	1.6	1.2	2.5



- [] Ranking at each section and finish
- :-:- No data available at this section
- NA No data available

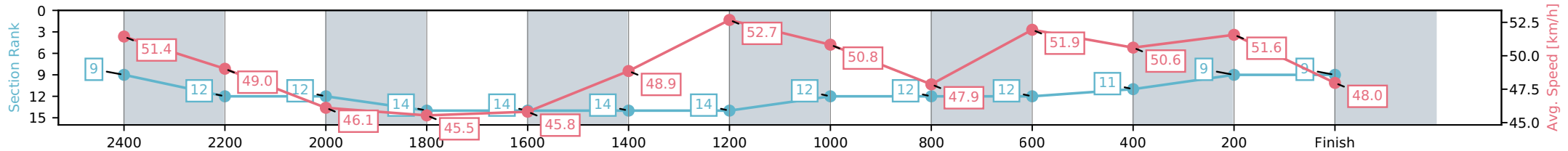
Horse/Jockey Name	Zarlini/B T Hope
Finish Rank	9
Fastest Section Time (Section)	0:13.20 (2600 - 2400)
Top Speed [km/h] (Section)	53.7 (1400-1200)
Race State	Finished



NZ Metropolitan Trotting Club Inc Harness
 Race 11: GOLD BAND TAXIS RACING REWARDS MOBILE
 PACE - 2600m
 04 April 2026 - 6:58PM
 Weather: Overcast



Section	L2600	L2400	L2200	L2000	L1800	L1600	L1400	L1200	L1000	L800	L600	L400	L200
Section Times	3:13.37 (0:13.20)	3:00.17 [12] (0:15.26)	2:44.91 [12] (0:16.07)	2:28.84 [14] (0:15.81)	2:13.03 [14] (0:16.07)	1:56.96 [14] (0:15.11)	1:41.86 [14] (0:13.67)	1:28.19 [12] (0:14.64)	1:13.55 [12] (0:15.49)	0:58.06 [12] (0:13.86)	0:44.20 [11] (0:14.73)	0:29.46 [9] (0:14.44)	0:15.03 [9] (0:15.03)
Average Speed [km/h]	51.4	49.0	46.1	45.5	45.8	48.9	52.7	50.8	47.9	51.9	50.6	51.6	48.0
Top Speed [km/h]	52.8	50.1	48.7	47.0	48.0	51.9	53.7	52.1	49.3	53.6	51.1	52.1	50.9
Avg. Dist. to Rail [m]	10.6	5.2	3.8	4.5	3.6	3.4	6.1	4.1	3.9	5.6	5.0	5.2	7.7



- [] Ranking at each section and finish
- :-:- No data available at this section
- NA No data available

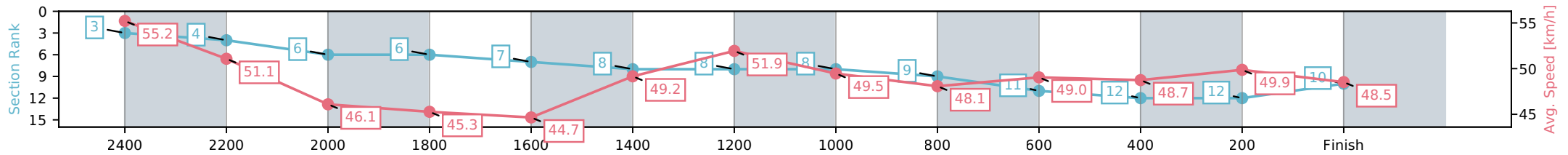
Horse/Jockey Name	Jazzys Upstart/S E O'Reilly
Finish Rank	10
Fastest Section Time (Section)	0:12.30 (2600 - 2400)
Top Speed [km/h] (Section)	56.1 (2600 - 2400)
Race State	Finished



NZ Metropolitan Trotting Club Inc Harness
 Race 11: GOLD BAND TAXIS RACING REWARDS MOBILE
 PACE - 2600m
 04 April 2026 - 6:58PM
 Weather: Overcast



Section	L2600	L2400	L2200	L2000	L1800	L1600	L1400	L1200	L1000	L800	L600	L400	L200
Section Times	3:13.53 (0:12.30)	3:01.23 [4] (0:14.40)	2:46.82 [6] (0:16.04)	2:30.79 [6] (0:15.91)	2:14.88 [7] (0:16.46)	1:58.42 [8] (0:14.96)	1:43.46 [8] (0:13.87)	1:29.59 [8] (0:14.97)	1:14.62 [9] (0:15.37)	0:59.25 [11] (0:14.68)	0:44.57 [12] (0:15.07)	0:29.50 [12] (0:14.63)	0:14.88 [10] (0:14.88)
Average Speed [km/h]	55.2	51.1	46.1	45.3	44.7	49.2	51.9	49.5	48.1	49.0	48.7	49.9	48.5
Top Speed [km/h]	56.1	54.4	48.4	45.8	45.8	52.9	53.6	51.1	49.4	49.5	49.6	50.6	50.2
Avg. Dist. to Rail [m]	8.2	2.8	3.4	3.9	3.3	3.0	5.5	3.4	3.4	4.0	3.2	2.6	8.1



- [] Ranking at each section and finish
- :-:- No data available at this section
- NA No data available

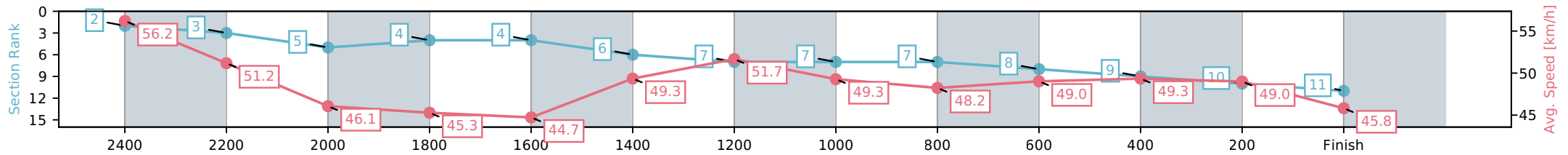
Horse/Jockey Name	Destiny's Dream/J C Morrison
Finish Rank	11
Fastest Section Time (Section)	0:12.06 (2600 - 2400)
Top Speed [km/h] (Section)	57.3 (2600 - 2400)
Race State	Finished



NZ Metropolitan Trotting Club Inc Harness
 Race 11: GOLD BAND TAXIS RACING REWARDS MOBILE
 PACE - 2600m
 04 April 2026 - 6:58PM
 Weather: Overcast



Section	L2600	L2400	L2200	L2000	L1800	L1600	L1400	L1200	L1000	L800	L600	L400	L200
Section Times	3:14.13 (0:12.06)	3:02.07 [3] (0:14.36)	2:47.71 [5] (0:16.02)	2:31.69 [4] (0:15.90)	2:15.78 [4] (0:16.43)	1:59.35 [6] (0:14.92)	1:44.43 [7] (0:13.94)	1:30.49 [7] (0:14.98)	1:15.52 [7] (0:15.30)	1:00.22 [8] (0:14.69)	0:45.53 [9] (0:14.89)	0:30.64 [10] (0:14.91)	0:15.73 [11] (0:15.73)
Average Speed [km/h]	56.2	51.2	46.1	45.3	44.7	49.3	51.7	49.3	48.2	49.0	49.3	49.0	45.8
Top Speed [km/h]	57.3	55.8	47.3	45.7	45.9	53.0	53.7	51.3	49.3	49.7	50.1	50.1	48.8
Avg. Dist. to Rail [m]	10.6	2.7	3.3	3.7	3.3	3.0	5.2	3.2	3.1	3.9	3.2	2.6	5.6



- [] Ranking at each section and finish
- :-:- No data available at this section
- NA No data available

Horse/Jockey Name	Typhoon Tere/C J Dalgety
Finish Rank	12
Fastest Section Time (Section)	0:12.39 (2600 - 2400)
Top Speed [km/h] (Section)	55.8 (2600 - 2400)
Race State	Finished



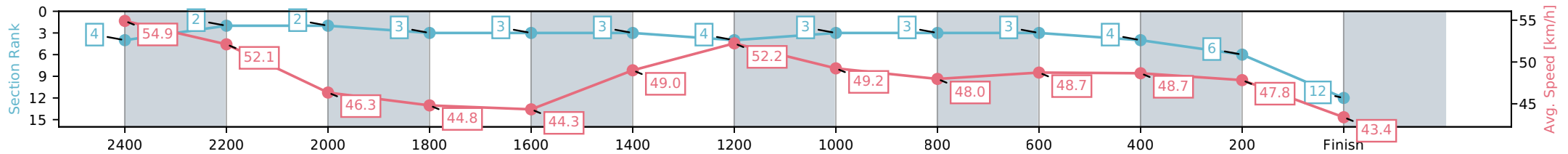
NZ Metropolitan Trotting Club Inc Harness
 Race 11: GOLD BAND TAXIS RACING REWARDS MOBILE
 PACE - 2600m



04 April 2026 - 6:58PM

Weather: Overcast

Section	L2600	L2400	L2200	L2000	L1800	L1600	L1400	L1200	L1000	L800	L600	L400	L200
Section Times	3:14.52 (0:12.39)	3:02.13 [2] (0:13.92)	2:48.21 [2] (0:15.73)	2:32.48 [3] (0:16.06)	2:16.41 [3] (0:16.41)	2:00.00 [3] (0:14.84)	1:45.16 [4] (0:13.79)	1:31.37 [3] (0:14.79)	1:16.59 [3] (0:15.17)	1:01.41 [3] (0:14.77)	0:46.64 [4] (0:14.92)	0:31.72 [6] (0:15.16)	0:16.56 [12] (0:16.56)
Average Speed [km/h]	54.9	52.1	46.3	44.8	44.3	49.0	52.2	49.2	48.0	48.7	48.7	47.8	43.4
Top Speed [km/h]	55.8	55.4	49.8	45.2	45.2	52.9	53.4	51.4	49.2	49.0	49.0	49.0	47.1
Avg. Dist. to Rail [m]	3.1	1.1	1.6	2.0	1.7	1.6	3.6	1.5	1.6	2.1	1.5	1.4	3.9



- [] Ranking at each section and finish
- :-:- No data available at this section
- NA No data available

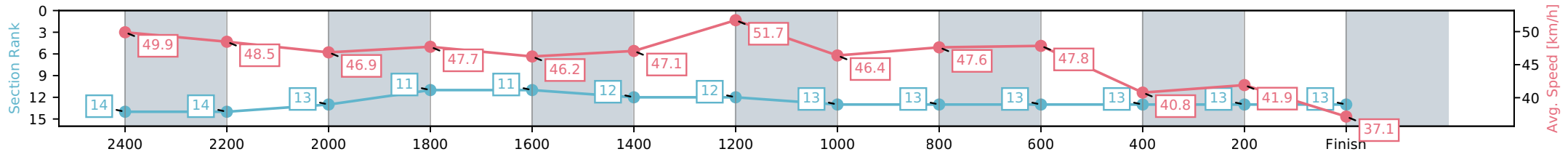
Horse/Jockey Name	Quinn/M J Williamson
Finish Rank	13
Fastest Section Time (Section)	0:13.64 (2600 - 2400)
Top Speed [km/h] (Section)	52.5 (1400-1200)
Race State	Finished



NZ Metropolitan Trotting Club Inc Harness
 Race 11: GOLD BAND TAXIS RACING REWARDS MOBILE
 PACE - 2600m
 04 April 2026 - 6:58PM
 Weather: Overcast



Section	L2600	L2400	L2200	L2000	L1800	L1600	L1400	L1200	L1000	L800	L600	L400	L200
Section Times	3:25.32 (0:13.64)	3:11.68 [14] (0:15.49)	2:56.19 [13] (0:15.65)	2:40.54 [11] (0:15.09)	2:25.45 [11] (0:15.68)	2:09.76 [12] (0:15.39)	1:54.37 [12] (0:13.92)	1:40.45 [13] (0:15.73)	1:24.72 [13] (0:15.25)	1:09.47 [13] (0:15.06)	0:54.41 [13] (0:17.82)	0:36.59 [13] (0:17.30)	0:19.30 [13] (0:19.30)
Average Speed [km/h]	49.9	48.5	46.9	47.7	46.2	47.1	51.7	46.4	47.6	47.8	40.8	41.9	37.1
Top Speed [km/h]	52.0	50.1	50.1	48.9	47.4	49.5	52.5	50.8	48.5	49.0	45.0	43.5	40.1
Avg. Dist. to Rail [m]	14.0	5.9	2.6	1.5	1.4	1.0	2.6	1.6	1.4	1.9	1.4	1.2	2.8



[] Ranking at each section and finish
 -:-:- No data available at this section
 NA No data available

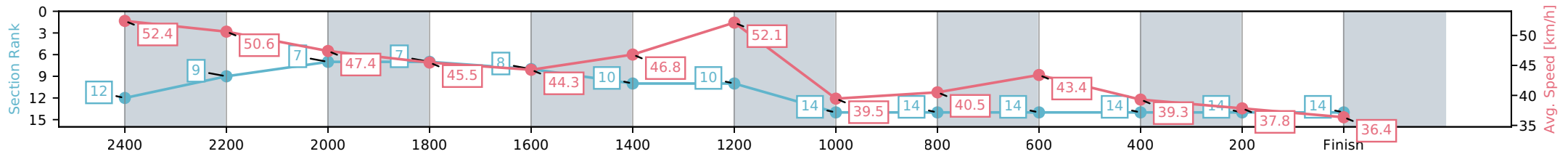
Horse/Jockey Name	Times Are A Changin/A M Butt
Finish Rank	14
Fastest Section Time (Section)	0:13.39 (2600 - 2400)
Top Speed [km/h] (Section)	53.5 (2600 - 2400)
Race State	Finished



NZ Metropolitan Trotting Club Inc Harness
 Race 11: GOLD BAND TAXIS RACING REWARDS MOBILE
 PACE - 2600m
 04 April 2026 - 6:58PM
 Weather: Overcast



Section	L2600	L2400	L2200	L2000	L1800	L1600	L1400	L1200	L1000	L800	L600	L400	L200
Section Times	3:34.69 (0:13.39)	3:21.30 [9] (0:14.32)	3:06.98 [7] (0:15.26)	2:51.72 [7] (0:15.84)	2:35.88 [8] (0:16.39)	2:19.49 [10] (0:15.45)	2:04.05 [10] (0:13.81)	1:50.24 [14] (0:18.36)	1:31.87 [14] (0:17.91)	1:13.96 [14] (0:16.58)	0:57.37 [14] (0:18.48)	0:38.89 [14] (0:19.17)	0:19.72 [14] (0:19.72)
Average Speed [km/h]	52.4	50.6	47.4	45.5	44.3	46.8	52.1	39.5	40.5	43.4	39.3	37.8	36.4
Top Speed [km/h]	53.5	53.4	49.5	46.6	45.3	49.9	53.2	51.5	44.7	44.9	41.0	39.6	37.5
Avg. Dist. to Rail [m]	4.1	0.9	0.9	1.8	1.4	0.7	2.3	0.9	1.2	3.2	1.6	1.5	4.5



- [] Ranking at each section and finish
- :-:- No data available at this section
- NA No data available