



NZ Metropolitan Trotting Club Inc Harness

Race 1: SAVE THE DATE FOR LADIES NIGHT 12 JUNE MOBILE PACE - 1980m

08 April 2026 - 4:45PM

Weather: Overcast



Field Times	2:29.34	2:17.45	2:03.10	1:48.37	1:32.35	1:15.27	0:58.43	0:42.47
(Race Tempo)	(0:11.89)	(0:14.35)	(0:14.73)	(0:16.03)	(0:17.08)	(0:16.84)	(0:15.96)	(0:14.93)

Rank	TAB#	Horse	Overall Time	First 400m	Top Speed km/h (Section)	L1980	L1800	L1600	L1400	L1200	L1000	L800	L600
	(BAR#)	Driver	Margin (DT-W)	Last 600m	Fastest Section (Time)	Start - 1800	1800 - 1600	1600 - 1400	1400 - 1200	1200 - 1000	1000 - 800	800 - 600	600 - 400
1	7	Kowhai Nugget	2:29.34	0:30.92	54.2 (200-0)	2:29.34	2:16.40 [6]	2:00.43 [7]	1:45.53 [7]	1:30.56 [6]	1:14.46 [4]	0:58.10 [3]	0:42.47 [1]
	(7)	C M Wigg		0:42.48	200-0 (0:13.36)	(0:12.94)	(0:15.97)	(0:14.90)	(0:14.96)	(0:16.10)	(0:16.36)	(0:15.63)	(0:15.14)
2	5	Foliejon Star	2:29.59	0:29.72	55.7 (400-200)	2:29.59	2:16.98 [5]	2:01.87 [5]	1:46.94 [5]	1:31.16 [5]	1:14.06 [7]	0:57.74 [6]	0:42.10 [6]
	(5)	C P Negus	1.4L (+0)	0:42.10	200-0 (0:13.18)	(0:12.61)	(0:15.11)	(0:14.93)	(0:15.79)	(0:17.09)	(0:16.33)	(0:15.64)	(0:15.13)
3	6	Warloch	2:30.24	0:30.47	53.2 (200-0)	2:30.24	2:17.28 [7]	2:01.67 [6]	1:46.75 [6]	1:31.42 [7]	1:15.02 [5]	0:58.69 [4]	0:43.05 [4]
	(6)	N J H Munro	5.1L (-3)	0:43.05	200-0 (0:13.88)	(0:12.96)	(0:15.62)	(0:14.92)	(0:15.33)	(0:16.40)	(0:16.33)	(0:15.64)	(0:15.15)
4	4	The Bettor Major	2:30.34	0:29.19	54.4 (200-0)	2:30.34	2:18.04 [4]	2:03.10 [4]	1:48.10 [4]	1:32.24 [4]	1:15.08 [6]	0:58.44 [7]	0:42.61 [7]
	(4)	M F Maynard	5.7L (-7)	0:42.61	200-0 (0:13.43)	(0:12.30)	(0:14.94)	(0:15.00)	(0:15.86)	(0:17.16)	(0:16.64)	(0:15.83)	(0:15.20)
5	1	Off The Edge	2:31.15	0:28.14	54.5 (1980 - 1800)	2:31.15	2:19.26 [1]	2:04.89 [2]	1:49.77 [2]	1:33.76 [2]	1:16.63 [2]	0:59.92 [2]	0:44.12 [3]
	(1)	A N Edge	10.3L (-15)	0:44.12	200-0 (0:14.28)	(0:11.89)	(0:14.37)	(0:15.12)	(0:16.02)	(0:17.13)	(0:16.71)	(0:15.80)	(0:15.28)
6	2	Changeforthebeta	2:31.36	0:28.08	54.1 (1980 - 1800)	2:31.36	2:19.47 [2]	2:05.12 [1]	1:50.39 [1]	1:34.37 [1]	1:17.29 [1]	1:00.45 [1]	0:44.46 [2]
	(2)	A C White	11.5L (-10)	0:44.46	1800-1600 (0:14.35)	(0:11.89)	(0:14.35)	(0:14.73)	(0:16.03)	(0:17.08)	(0:16.84)	(0:15.99)	(0:14.90)
7	3	Didjashoutthebar	2:31.41	0:28.67	51.6 (200-0)	2:31.41	2:19.24 [3]	2:04.74 [3]	1:49.62 [3]	1:33.67 [3]	1:16.56 [3]	0:59.86 [5]	0:44.03 [5]
	(3)	J Buckland-Stevens	11.8L (-10)	0:44.03	200-0 (0:14.27)	(0:12.16)	(0:14.51)	(0:15.12)	(0:15.94)	(0:17.12)	(0:16.70)	(0:15.82)	(0:15.25)

Report Created: Wed 08 April 2026

(Note: Races are conducted over an approximate distance as close as possible to the advertised distance, and recorded data may vary accordingly. Official times refer to race times only and do not include handicap times.)

[] Position in running at each section and finish TAB# Saddle cloth number

-:--:-- No data available at this section

NA No data available

DNT Did not track

BAR# Barrier/Gate Position

DNF Did not finish

DT-W Distance travelled compared to winner in metres

[] Fastest split

[█] Fastest section



NZ Metropolitan Trotting Club Inc Harness

Race 1: SAVE THE DATE FOR LADIES NIGHT 12 JUNE MOBILE PACE - 1980m

08 April 2026 - 4:45PM

Weather: Overcast



Field Times 0:27.54 0:13.36
(Race Tempo) (0:14.19) (0:13.36)

Rank	TAB#	Horse	Overall Time	First 400m	Top Speed km/h (Section)	L400	L200						
	(BAR#)	Driver	Margin (DT-W)	Last 600m	Fastest Section (Time)	400 - 200	200 - Finish						
1	7	Kowhai Nugget	2:29.34	0:30.92	54.2 (200-0)	0:27.33 [2]	0:13.36 [1]						
	(7)	C M Wigg		0:42.48	200-0 (0:13.36)	(0:13.98)	(0:13.36)						
2	5	Foliejon Star	2:29.59	0:29.72	55.7 (400-200)	0:26.97 [5]	0:13.18 [4]						
	(5)	C P Negus	1.4L (+0)	0:42.10	200-0 (0:13.18)	(0:13.79)	(0:13.18)						
3	6	Warloch	2:30.24	0:30.47	53.2 (200-0)	0:27.90 [4]	0:13.88 [3]						
	(6)	N J H Munro	5.1L (-3)	0:43.05	200-0 (0:13.88)	(0:14.02)	(0:13.88)						
4	4	The Bettor Major	2:30.34	0:29.19	54.4 (200-0)	0:27.41 [7]	0:13.43 [6]						
	(4)	M F Maynard	5.7L (-7)	0:42.61	200-0 (0:13.43)	(0:13.98)	(0:13.43)						
5	1	Off The Edge	2:31.15	0:28.14	54.5 (1980 - 1800)	0:28.84 [3]	0:14.28 [5]						
	(1)	A N Edge	10.3L (-15)	0:44.12	200-0 (0:14.28)	(0:14.56)	(0:14.28)						
6	2	Changeforthebeta	2:31.36	0:28.08	54.1 (1980 - 1800)	0:29.56 [1]	0:15.17 [2]						
	(2)	A C White	11.5L (-10)	0:44.46	1800-1600 (0:14.35)	(0:14.39)	(0:15.17)						
7	3	Didjashoutthebar	2:31.41	0:28.67	51.6 (200-0)	0:28.78 [6]	0:14.27 [7]						
	(3)	J Buckland-Stevens	11.8L (-10)	0:44.03	200-0 (0:14.27)	(0:14.51)	(0:14.27)						

Report Created: Wed 08 April 2026

(Note: Races are conducted over an approximate distance as close as possible to the advertised distance, and recorded data may vary accordingly. Official times refer to race times only and do not include handicap times.)

[] Position in running at each section and finish TAB# Saddle cloth number

-:--:- No data available at this section

NA No data available

DNT Did not track

BAR# Barrier/Gate Position

DNF Did not finish

DT-W Distance travelled compared to winner in metres

Fastest split

Fastest section

Horse/Jockey Name	Kowhai Nugget/C M Wigg
Finish Rank	1
Fastest Section Time (Section)	0:13.36 (200-0)
Top Speed [km/h] (Section)	54.2 (200-0)
Race State	Finished



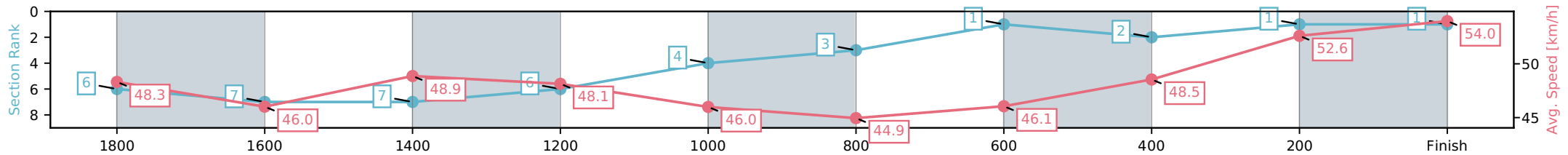
NZ Metropolitan Trotting Club Inc Harness
 Race 1: SAVE THE DATE FOR LADIES NIGHT 12 JUNE
 MOBILE PACE - 1980m



08 April 2026 - 4:45PM

Weather: Overcast

Section	L1980	L1800	L1600	L1400	L1200	L1000	L800	L600	L400	L200
Section Times	2:29.34 (0:12.94)	2:16.40 [7] (0:15.97)	2:00.43 [7] (0:14.90)	1:45.53 [6] (0:14.96)	1:30.56 [4] (0:16.10)	1:14.46 [3] (0:16.36)	0:58.10 [1] (0:15.63)	0:42.47 [2] (0:15.14)	0:27.33 [1] (0:13.98)	0:13.36 [1] (0:13.36)
Average Speed [km/h]	48.3	46.0	48.9	48.1	46.0	44.9	46.1	48.5	52.6	54.0
Top Speed [km/h]	49.7	47.5	50.7	50.7	49.1	45.9	46.5	50.9	53.7	54.2
Avg. Dist. to Rail [m]	10.6	3.6	1.6	4.6	3.5	2.8	3.1	2.9	3.1	5.7



- [] Ranking at each section and finish
- :-:- No data available at this section
- NA No data available

Horse/Jockey Name	Foliejon Star/C P Negus
Finish Rank	2
Fastest Section Time (Section)	0:13.18 (200-0)
Top Speed [km/h] (Section)	55.7 (400-200)
Race State	Finished



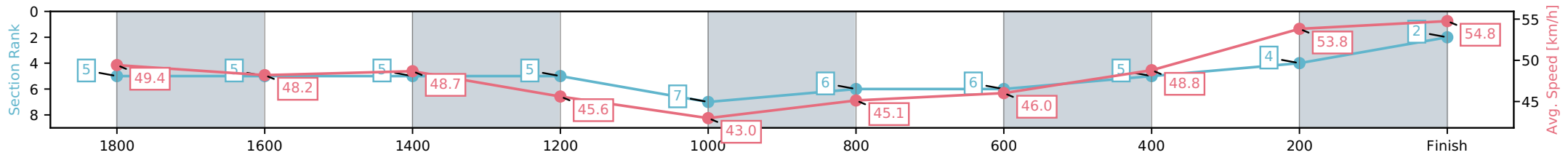
NZ Metropolitan Trotting Club Inc Harness
 Race 1: SAVE THE DATE FOR LADIES NIGHT 12 JUNE
 MOBILE PACE - 1980m



08 April 2026 - 4:45PM

Weather: Overcast

Section	L1980	L1800	L1600	L1400	L1200	L1000	L800	L600	L400	L200
Section Times	2:29.59 (0:12.61)	2:16.98 [5] (0:15.11)	2:01.87 [5] (0:14.93)	1:46.94 [5] (0:15.79)	1:31.16 [7] (0:17.09)	1:14.06 [6] (0:16.33)	0:57.74 [6] (0:15.64)	0:42.10 [5] (0:15.13)	0:26.97 [4] (0:13.79)	0:13.18 [2] (0:13.18)
Average Speed [km/h]	49.4	48.2	48.7	45.6	43.0	45.1	46.0	48.8	53.8	54.8
Top Speed [km/h]	51.0	49.4	49.5	47.2	45.0	46.0	46.6	51.5	55.7	55.4
Avg. Dist. to Rail [m]	8.0	2.5	1.5	4.0	2.6	3.1	3.5	3.5	4.7	9.8



- [] Ranking at each section and finish
- :-:- No data available at this section
- NA No data available

Horse/Jockey Name	Warloch/N J H Munro
Finish Rank	3
Fastest Section Time (Section)	0:13.88 (200-0)
Top Speed [km/h] (Section)	53.2 (200-0)
Race State	Finished



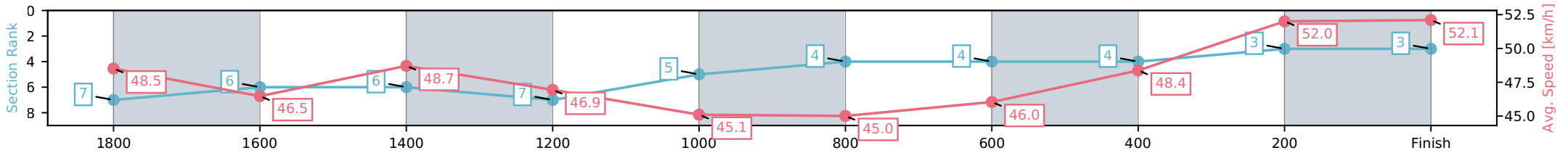
NZ Metropolitan Trotting Club Inc Harness
 Race 1: SAVE THE DATE FOR LADIES NIGHT 12 JUNE
 MOBILE PACE - 1980m



08 April 2026 - 4:45PM

Weather: Overcast

Section	L1980	L1800	L1600	L1400	L1200	L1000	L800	L600	L400	L200
Section Times	2:30.24 (0:12.96)	2:17.28 [6] (0:15.62)	2:01.67 [6] (0:14.92)	1:46.75 [7] (0:15.33)	1:31.42 [5] (0:16.40)	1:15.02 [4] (0:16.33)	0:58.69 [4] (0:15.64)	0:43.05 [4] (0:15.15)	0:27.90 [3] (0:14.02)	0:13.88 [3] (0:13.88)
Average Speed [km/h]	48.5	46.5	48.7	46.9	45.1	45.0	46.0	48.4	52.0	52.1
Top Speed [km/h]	49.4	47.8	49.4	49.4	47.0	45.8	46.7	50.6	53.0	53.2
Avg. Dist. to Rail [m]	8.6	2.0	1.3	4.1	3.2	2.9	3.3	2.7	2.1	3.5



[] Ranking at each section and finish
 -:-:- No data available at this section
 NA No data available

Horse/Jockey Name	The Bettor Major/M F Maynard
Finish Rank	4
Fastest Section Time (Section)	0:13.43 (200-0)
Top Speed [km/h] (Section)	54.4 (200-0)
Race State	Finished



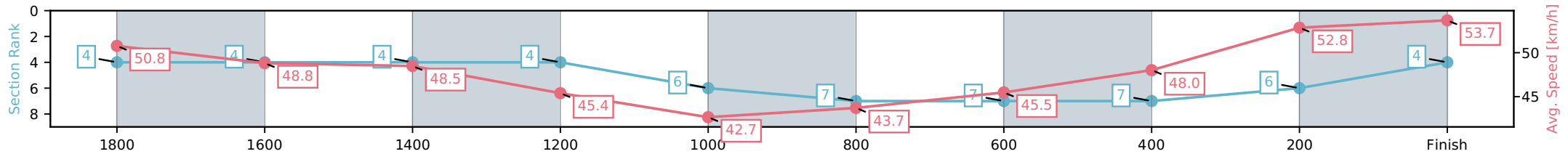
NZ Metropolitan Trotting Club Inc Harness
 Race 1: SAVE THE DATE FOR LADIES NIGHT 12 JUNE
 MOBILE PACE - 1980m



08 April 2026 - 4:45PM

Weather: Overcast

Section	L1980	L1800	L1600	L1400	L1200	L1000	L800	L600	L400	L200
Section Times	2:30.34 (0:12.30)	2:18.04 [4] (0:14.94)	2:03.10 [4] (0:15.00)	1:48.10 [4] (0:15.86)	1:32.24 [6] (0:17.16)	1:15.08 [7] (0:16.64)	0:58.44 [7] (0:15.83)	0:42.61 [7] (0:15.20)	0:27.41 [6] (0:13.98)	0:13.43 [4] (0:13.43)
Average Speed [km/h]	50.8	48.8	48.5	45.4	42.7	43.7	45.5	48.0	52.8	53.7
Top Speed [km/h]	52.0	49.6	49.7	47.6	43.7	45.2	46.2	50.6	54.2	54.4
Avg. Dist. to Rail [m]	6.2	2.5	1.5	3.9	2.1	1.5	2.0	2.0	3.9	6.8



- [] Ranking at each section and finish
- :-:- No data available at this section
- NA No data available

Horse/Jockey Name	Off The Edge/A N Edge
Finish Rank	5
Fastest Section Time (Section)	0:14.28 (200-0)
Top Speed [km/h] (Section)	54.5 (1980 - 1800)
Race State	Finished



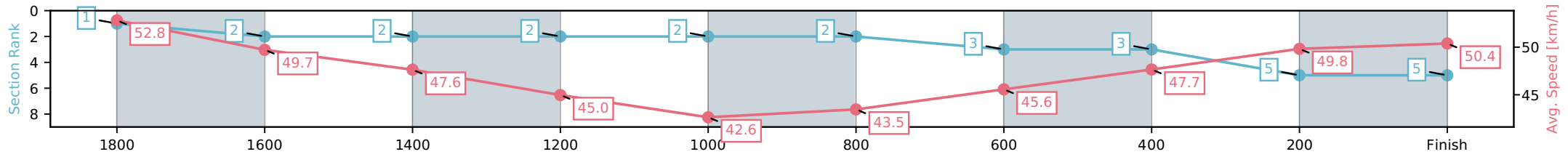
NZ Metropolitan Trotting Club Inc Harness
 Race 1: SAVE THE DATE FOR LADIES NIGHT 12 JUNE
 MOBILE PACE - 1980m



08 April 2026 - 4:45PM

Weather: Overcast

Section	L1980	L1800	L1600	L1400	L1200	L1000	L800	L600	L400	L200
Section Times	2:31.15 (0:11.89)	2:19.26 [2] (0:14.37)	2:04.89 [2] (0:15.12)	1:49.77 [2] (0:16.02)	1:33.76 [2] (0:17.13)	1:16.63 [2] (0:16.71)	0:59.92 [3] (0:15.80)	0:44.12 [3] (0:15.28)	0:28.84 [5] (0:14.56)	0:14.28 [5] (0:14.28)
Average Speed [km/h]	52.8	49.7	47.6	45.0	42.6	43.5	45.6	47.7	49.8	50.4
Top Speed [km/h]	54.5	51.6	48.3	46.7	44.0	44.6	46.3	49.5	50.6	52.5
Avg. Dist. to Rail [m]	1.0	1.0	0.8	3.7	1.8	1.3	1.8	1.6	1.2	2.5



- [] Ranking at each section and finish
- :-:- No data available at this section
- NA No data available

Horse/Jockey Name	Changeforthebeta/A C White
Finish Rank	6
Fastest Section Time (Section)	0:14.35 (1800-1600)
Top Speed [km/h] (Section)	54.1 (1980 - 1800)
Race State	Finished



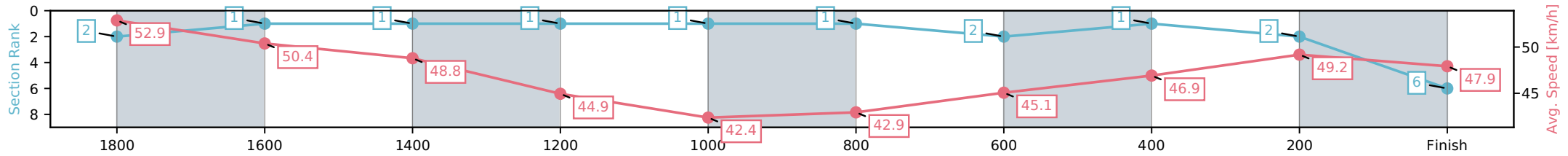
NZ Metropolitan Trotting Club Inc Harness
 Race 1: SAVE THE DATE FOR LADIES NIGHT 12 JUNE
 MOBILE PACE - 1980m



08 April 2026 - 4:45PM

Weather: Overcast

Section	L1980	L1800	L1600	L1400	L1200	L1000	L800	L600	L400	L200
Section Times	2:31.36 (0:11.89)	2:19.47 [1] (0:14.35)	2:05.12 [1] (0:14.73)	1:50.39 [1] (0:16.03)	1:34.37 [1] (0:17.08)	1:17.29 [1] (0:16.84)	1:00.45 [2] (0:15.99)	0:44.46 [1] (0:14.90)	0:29.56 [2] (0:14.39)	0:15.17 [6] (0:15.17)
Average Speed [km/h]	52.9	50.4	48.8	44.9	42.4	42.9	45.1	46.9	49.2	47.9
Top Speed [km/h]	54.1	52.0	50.0	46.2	43.3	44.3	46.1	48.4	49.6	49.0
Avg. Dist. to Rail [m]	2.4	1.2	0.4	2.0	0.8	0.7	0.6	3.0	2.0	2.3



- [] Ranking at each section and finish
- :-:- No data available at this section
- NA No data available

Horse/Jockey Name	Didjashoutthebar/J Buckland-Stevens
Finish Rank	7
Fastest Section Time (Section)	0:14.27 (200-0)
Top Speed [km/h] (Section)	51.6 (200-0)
Race State	Finished



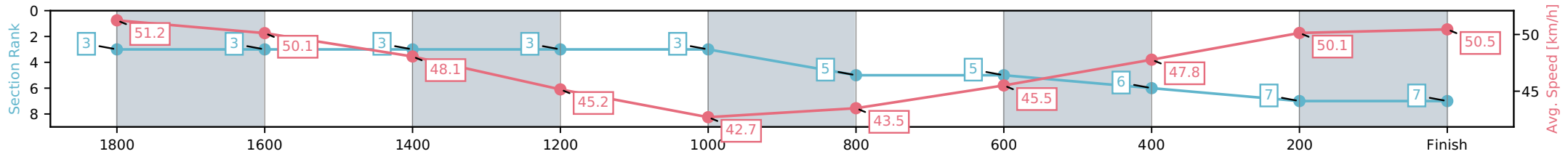
NZ Metropolitan Trotting Club Inc Harness
 Race 1: SAVE THE DATE FOR LADIES NIGHT 12 JUNE
 MOBILE PACE - 1980m



08 April 2026 - 4:45PM

Weather: Overcast

Section	L1980	L1800	L1600	L1400	L1200	L1000	L800	L600	L400	L200
Section Times	2:31.41 (0:12.16)	2:19.24 [3] (0:14.51)	2:04.74 [3] (0:15.12)	1:49.62 [3] (0:15.94)	1:33.67 [3] (0:17.12)	1:16.56 [5] (0:16.70)	0:59.86 [5] (0:15.82)	0:44.03 [6] (0:15.25)	0:28.78 [7] (0:14.51)	0:14.27 [7] (0:14.27)
Average Speed [km/h]	51.2	50.1	48.1	45.2	42.7	43.5	45.5	47.8	50.1	50.5
Top Speed [km/h]	51.5	51.1	49.3	46.6	43.8	45.0	46.1	49.6	50.8	51.6
Avg. Dist. to Rail [m]	4.4	1.9	1.3	3.6	1.9	1.4	1.9	1.8	1.6	3.4



- [] Ranking at each section and finish
- :-:- No data available at this section
- NA No data available