



NZ Metropolitan Trotting Club Inc Harness
 Race 2: THAI NIGHT IN TRACKSIDE DINING 17 APRIL MOBILE TROT - 1980m
 08 April 2026 - 5:10PM



Weather: Overcast

Field Times (Race Tempo) 2:32.40 (0:12.13) 2:20.27 (0:14.99) 2:05.27 (0:15.81) 1:49.47 (0:15.81) 1:33.66 (0:16.53) 1:17.12 (0:16.28) 1:00.84 (0:15.19) 0:45.66 (0:15.67)

Rank	TAB#	Horse	Overall Time	First 400m	Top Speed km/h (Section)	L1980	L1800	L1600	L1400	L1200	L1000	L800	L600
	(BAR#)	Driver	Margin (DT-W)	Last 600m	Fastest Section (Time)	Start - 1800	1800 - 1600	1600 - 1400	1400 - 1200	1200 - 1000	1000 - 800	800 - 600	600 - 400
1	7	Terry Webster	2:32.40	0:30.54	51.8 (400-200)	2:32.40	2:19.18 [6]	2:03.44 [7]	1:47.60 [7]	1:32.02 [8]	1:16.02 [7]	0:59.92 [6]	0:44.79 [6]
	(7)	M B Holbrough		0:44.79	200-0 (0:14.05)	(0:13.22)	(0:15.74)	(0:15.83)	(0:15.59)	(0:16.00)	(0:16.10)	(0:15.13)	(0:15.67)
2	2	Propellor	2:32.41	0:30.36	51.6 (200-0)	2:32.41	2:19.22 [5]	2:03.79 [5]	1:47.96 [5]	1:32.41 [6]	1:16.37 [5]	1:00.29 [4]	0:45.13 [4]
	(2)	S J Thornley	0.0L (-5)	0:45.13	200-0 (0:14.36)	(0:13.19)	(0:15.44)	(0:15.83)	(0:15.54)	(0:16.04)	(0:16.08)	(0:15.16)	(0:15.66)
3	4	Lap It Up	2:32.41	0:29.15	52.5 (1980 - 1800)	2:32.41	2:20.28 [1]	2:05.28 [1]	1:49.48 [1]	1:33.66 [1]	1:17.13 [1]	1:00.85 [1]	0:45.66 [1]
	(4)	K A Butt	0.0L (-21)	0:45.66	200-0 (0:14.74)	(0:12.13)	(0:15.00)	(0:15.81)	(0:15.81)	(0:16.53)	(0:16.28)	(0:15.19)	(0:15.67)
4	5	Learning To Fly	2:32.80	0:30.01	51.5 (200-0)	2:32.80	2:19.96 [4]	2:04.77 [4]	1:49.00 [3]	1:33.39 [3]	1:16.85 [4]	1:00.60 [5]	0:45.44 [5]
	(5)	R D Close	2.3L (-17)	0:45.44	200-0 (0:14.42)	(0:12.84)	(0:15.19)	(0:15.77)	(0:15.61)	(0:16.54)	(0:16.25)	(0:15.16)	(0:15.71)
5	10	Bullet	2:32.83	0:31.52	50.8 (1400-1200)	2:32.83	2:17.88 [9]	2:02.86 [9]	1:47.55 [9]	1:33.20 [4]	1:17.20 [3]	1:01.07 [2]	0:45.91 [2]
	(U1)	J P Versteeg	2.5L (-1)	0:45.91	1400-1200 (0:14.35)	(0:14.95)	(0:15.02)	(0:15.31)	(0:14.35)	(0:16.00)	(0:16.13)	(0:15.16)	(0:15.66)
6	3	Mysaria	2:33.00	0:29.55	50.5 (1980 - 1800)	2:33.00	2:20.49 [3]	2:05.53 [2]	1:49.69 [2]	1:33.93 [2]	1:17.38 [2]	1:01.12 [3]	0:45.97 [3]
	(3)	A L Lethaby	3.4L (-20)	0:45.96	200-0 (0:14.77)	(0:12.51)	(0:14.96)	(0:15.84)	(0:15.75)	(0:16.55)	(0:16.26)	(0:15.15)	(0:15.71)
7	8	Volstone	2:34.53	0:29.94	51.7 (1980 - 1800)	2:34.53	2:22.26 [2]	2:06.83 [3]	1:50.51 [4]	1:34.82 [5]	1:18.21 [6]	1:01.87 [7]	0:46.80 [7]
	(8)	K G Cameron	12.2L (-17)	0:46.81	800-600 (0:15.07)	(0:12.27)	(0:15.43)	(0:16.32)	(0:15.69)	(0:16.61)	(0:16.34)	(0:15.07)	(0:15.78)
8	9	Hoofn It	2:34.70	0:31.09	49.4 (1980 - 1800)	2:34.70	2:20.75 [8]	2:05.16 [8]	1:49.49 [8]	1:33.91 [9]	1:17.68 [9]	1:01.34 [9]	0:45.81 [9]
	(9)	S J Trotter	13.2L (-11)	0:45.81	200-0 (0:15.11)	(0:13.95)	(0:15.58)	(0:15.67)	(0:15.58)	(0:16.23)	(0:16.34)	(0:15.52)	(0:15.25)
9	1	Majestic Trix	2:34.91	0:30.77	48.6 (600-400)	2:34.91	2:21.52 [7]	2:06.01 [6]	1:50.25 [6]	1:34.90 [7]	1:18.18 [8]	1:02.06 [8]	0:46.73 [8]
	(1)	B J Borcoskie	14.3L (-11)	0:46.73	400-200 (0:15.32)	(0:13.39)	(0:15.51)	(0:15.76)	(0:15.36)	(0:16.72)	(0:16.12)	(0:15.33)	(0:15.56)

Scratched: Lady Lucinda (#6)

Report Created: Wed 08 April 2026

(Note: Races are conducted over an approximate distance as close as possible to the advertised distance, and recorded data may vary accordingly. Official times refer to race times only and do not include handicap times.)

[] Position in running at each section and finish TAB# Saddle cloth number

[] Fastest split

-:-- No data available at this section

BAR# Barrier/Gate Position

[█] Fastest section

NA No data available

DNF Did not finish

DNT Did not track

DT-W Distance travelled compared to winner in metres



NZ Metropolitan Trotting Club Inc Harness

Race 2: THAI NIGHT IN TRACKSIDE DINING 17 APRIL MOBILE TROT - 1980m

08 April 2026 - 5:10PM

Weather: Overcast



Field Times 0:29.99 0:14.73
(Race Tempo) (0:15.25) (0:14.73)

Rank	TAB#	Horse	Overall Time	First 400m	Top Speed km/h (Section)	L400	L200						
	(BAR#)	Driver	Margin (DT-W)	Last 600m	Fastest Section (Time)	400 - 200	200 - Finish						
1	7	Terry Webster	2:32.40	0:30.54	51.8 (400-200)	0:29.12 [6]	0:14.05 [5]						
	(7)	M B Holbrough		0:44.79	200-0 (0:14.05)	(0:15.07)	(0:14.05)						
2	2	Propellor	2:32.41	0:30.36	51.6 (200-0)	0:29.47 [4]	0:14.36 [2]						
	(2)	S J Thornley	0.0L (-5)	0:45.13	200-0 (0:14.36)	(0:15.11)	(0:14.36)						
3	4	Lap It Up	2:32.41	0:29.15	52.5 (1980 - 1800)	0:30.00 [1]	0:14.74 [1]						
	(4)	K A Butt	0.0L (-21)	0:45.66	200-0 (0:14.74)	(0:15.25)	(0:14.74)						
4	5	Learning To Fly	2:32.80	0:30.01	51.5 (200-0)	0:29.73 [5]	0:14.42 [6]						
	(5)	R D Close	2.3L (-17)	0:45.44	200-0 (0:14.42)	(0:15.31)	(0:14.42)						
5	10	Bullet	2:32.83	0:31.52	50.8 (1400-1200)	0:30.25 [2]	0:14.76 [3]						
	(U1)	J P Versteeg	2.5L (-1)	0:45.91	1400-1200 (0:14.35)	(0:15.49)	(0:14.76)						
6	3	Mysaria	2:33.00	0:29.55	50.5 (1980 - 1800)	0:30.26 [3]	0:14.77 [4]						
	(3)	A L Lethaby	3.4L (-20)	0:45.96	200-0 (0:14.77)	(0:15.48)	(0:14.77)						
7	8	Volstone	2:34.53	0:29.94	51.7 (1980 - 1800)	0:31.03 [7]	0:15.40 [8]						
	(8)	K G Cameron	12.2L (-17)	0:46.81	800-600 (0:15.07)	(0:15.63)	(0:15.40)						
8	9	Hoofn It	2:34.70	0:31.09	49.4 (1980 - 1800)	0:30.57 [9]	0:15.11 [9]						
	(9)	S J Trotter	13.2L (-11)	0:45.81	200-0 (0:15.11)	(0:15.45)	(0:15.11)						
9	1	Majestic Trix	2:34.91	0:30.77	48.6 (600-400)	0:31.17 [8]	0:15.85 [7]						
	(1)	B J Borcoskie	14.3L (-11)	0:46.73	400-200 (0:15.32)	(0:15.32)	(0:15.85)						

Scratched: Lady Lucinda (#6)

Report Created: Wed 08 April 2026

(Note: Races are conducted over an approximate distance as close as possible to the advertised distance, and recorded data may vary accordingly. Official times refer to race times only and do not include handicap times.)

[] Position in running at each section and finish TAB# Saddle cloth number

-:--:- No data available at this section

NA No data available

DNT Did not track

BAR# Barrier/Gate Position

DNF Did not finish

DT-W Distance travelled compared to winner in metres

Fastest split

Fastest section

Horse/Jockey Name	Terry Webster/M B Holbrough
Finish Rank	1
Fastest Section Time (Section)	0:14.05 (200-0)
Top Speed [km/h] (Section)	51.8 (400-200)
Race State	Finished



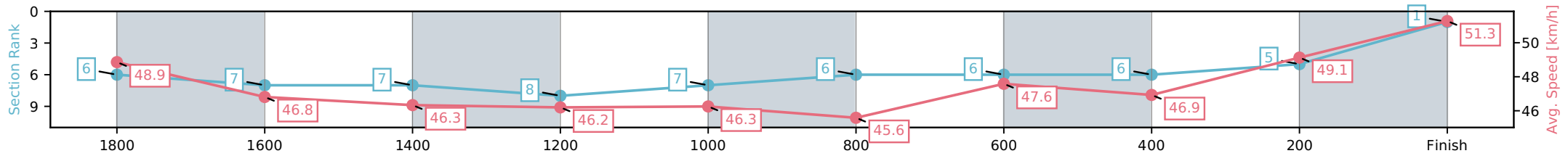
NZ Metropolitan Trotting Club Inc Harness
 Race 2: THAI NIGHT IN TRACKSIDE DINING 17 APRIL
 MOBILE TROT - 1980m



08 April 2026 - 5:10PM

Weather: Overcast

Section	L1980	L1800	L1600	L1400	L1200	L1000	L800	L600	L400	L200
Section Times	2:32.40 (0:13.22)	2:19.18 [7] (0:15.74)	2:03.44 [7] (0:15.83)	1:47.60 [8] (0:15.59)	1:32.02 [7] (0:16.00)	1:16.02 [6] (0:16.10)	0:59.92 [6] (0:15.13)	0:44.79 [6] (0:15.67)	0:29.12 [5] (0:15.07)	0:14.05 [1] (0:14.05)
Average Speed [km/h]	48.9	46.8	46.3	46.2	46.3	45.6	47.6	46.9	49.1	51.3
Top Speed [km/h]	49.3	48.1	48.3	47.1	47.2	47.1	48.4	47.3	51.8	51.8
Avg. Dist. to Rail [m]	8.6	4.3	2.5	3.9	3.5	2.5	3.1	2.9	4.4	6.8



- [] Ranking at each section and finish
- :-:- No data available at this section
- NA No data available

Horse/Jockey Name	Propellor/S J Thornley
Finish Rank	2
Fastest Section Time (Section)	0:14.36 (200-0)
Top Speed [km/h] (Section)	51.6 (200-0)
Race State	Finished



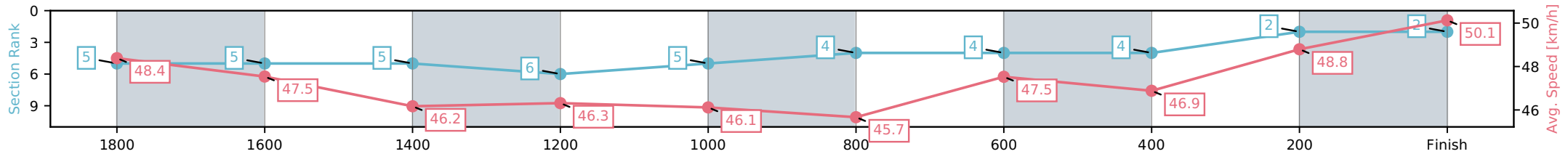
NZ Metropolitan Trotting Club Inc Harness
 Race 2: THAI NIGHT IN TRACKSIDE DINING 17 APRIL
 MOBILE TROT - 1980m



08 April 2026 - 5:10PM

Weather: Overcast

Section	L1980	L1800	L1600	L1400	L1200	L1000	L800	L600	L400	L200
Section Times	2:32.41 (0:13.19)	2:19.22 [5] (0:15.44)	2:03.79 [5] (0:15.83)	1:47.96 [6] (0:15.54)	1:32.41 [5] (0:16.04)	1:16.37 [4] (0:16.08)	1:00.29 [4] (0:15.16)	0:45.13 [4] (0:15.66)	0:29.47 [2] (0:15.11)	0:14.36 [2] (0:14.36)
Average Speed [km/h]	48.4	47.5	46.2	46.3	46.1	45.7	47.5	46.9	48.8	50.1
Top Speed [km/h]	49.1	48.4	47.8	47.7	47.2	47.1	48.3	47.1	51.6	51.6
Avg. Dist. to Rail [m]	4.9	3.3	2.2	4.1	3.4	2.6	3.1	2.8	3.7	4.7



- [] Ranking at each section and finish
- :-:- No data available at this section
- NA No data available

Horse/Jockey Name	Lap It Up/K A Butt
Finish Rank	3
Fastest Section Time (Section)	0:14.74 (200-0)
Top Speed [km/h] (Section)	52.5 (1980 - 1800)
Race State	Finished



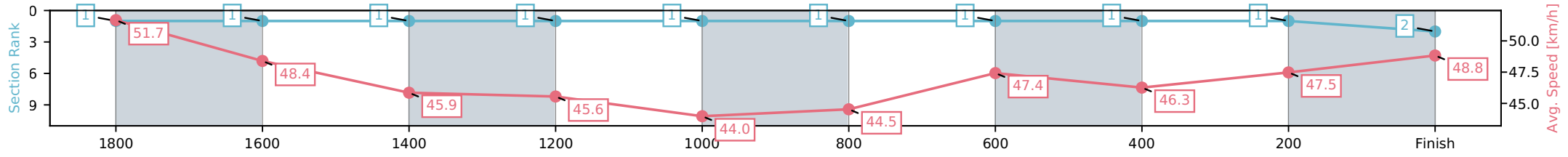
NZ Metropolitan Trotting Club Inc Harness
 Race 2: THAI NIGHT IN TRACKSIDE DINING 17 APRIL
 MOBILE TROT - 1980m



08 April 2026 - 5:10PM

Weather: Overcast

Section	L1980	L1800	L1600	L1400	L1200	L1000	L800	L600	L400	L200
Section Times	2:32.41 (0:12.13)	2:20.28 [1] (0:15.00)	2:05.28 [1] (0:15.81)	1:49.48 [1] (0:15.81)	1:33.66 [1] (0:16.53)	1:17.13 [1] (0:16.28)	1:00.85 [1] (0:15.19)	0:45.66 [1] (0:15.67)	0:30.00 [1] (0:15.25)	0:14.74 [2] (0:14.74)
Average Speed [km/h]	51.7	48.4	45.9	45.6	44.0	44.5	47.4	46.3	47.5	48.8
Top Speed [km/h]	52.5	50.6	46.3	46.3	45.1	45.8	48.0	47.4	48.9	49.5
Avg. Dist. to Rail [m]	6.0	1.8	1.1	2.7	1.3	1.0	1.3	1.1	1.0	2.5



[] Ranking at each section and finish
 -:-:- No data available at this section
 NA No data available

Horse/Jockey Name	Learning To Fly/R D Close
Finish Rank	4
Fastest Section Time (Section)	0:14.42 (200-0)
Top Speed [km/h] (Section)	51.5 (200-0)
Race State	Finished



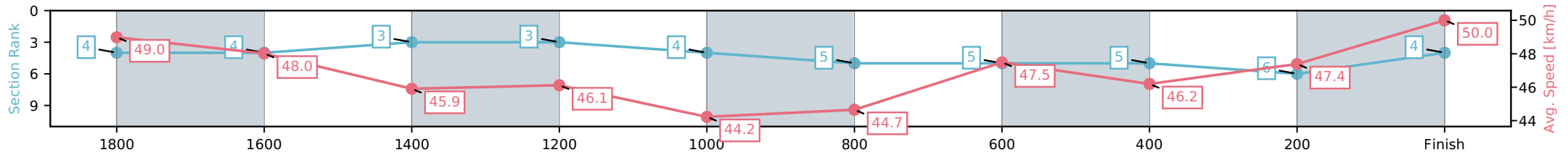
NZ Metropolitan Trotting Club Inc Harness
 Race 2: THAI NIGHT IN TRACKSIDE DINING 17 APRIL
 MOBILE TROT - 1980m



08 April 2026 - 5:10PM

Weather: Overcast

Section	L1980	L1800	L1600	L1400	L1200	L1000	L800	L600	L400	L200
Section Times	2:32.80 (0:12.84)	2:19.96 [4] (0:15.19)	2:04.77 [3] (0:15.77)	1:49.00 [3] (0:15.61)	1:33.39 [4] (0:16.54)	1:16.85 [5] (0:16.25)	1:00.60 [5] (0:15.16)	0:45.44 [5] (0:15.71)	0:29.73 [6] (0:15.31)	0:14.42 [4] (0:14.42)
Average Speed [km/h]	49.0	48.0	45.9	46.1	44.2	44.7	47.5	46.2	47.4	50.0
Top Speed [km/h]	49.6	48.6	47.5	47.5	45.5	46.4	48.3	47.3	49.5	51.5
Avg. Dist. to Rail [m]	7.1	2.7	1.0	3.0	2.0	1.0	1.6	1.3	1.5	4.5



- [] Ranking at each section and finish
- :-:- No data available at this section
- NA No data available

Horse/Jockey Name	Bullet/J P Versteeg
Finish Rank	5
Fastest Section Time (Section)	0:14.35 (1400-1200)
Top Speed [km/h] (Section)	50.8 (1400-1200)
Race State	Finished



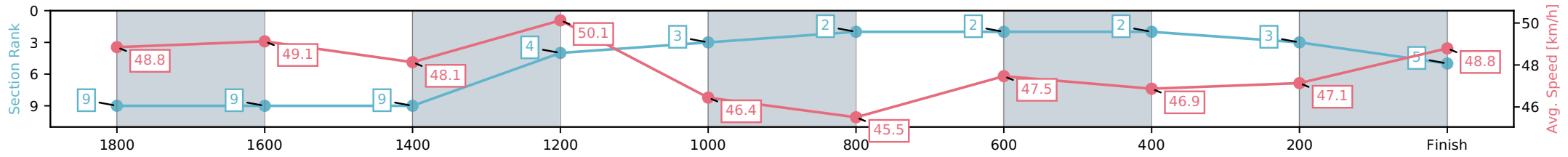
NZ Metropolitan Trotting Club Inc Harness
 Race 2: THAI NIGHT IN TRACKSIDE DINING 17 APRIL
 MOBILE TROT - 1980m



08 April 2026 - 5:10PM

Weather: Overcast

Section	L1980	L1800	L1600	L1400	L1200	L1000	L800	L600	L400	L200
Section Times	2:32.83 (0:14.95)	2:17.88 [9] (0:15.02)	2:02.86 [9] (0:15.31)	1:47.55 [4] (0:14.35)	1:33.20 [3] (0:16.00)	1:17.20 [2] (0:16.13)	1:01.07 [2] (0:15.16)	0:45.91 [2] (0:15.66)	0:30.25 [3] (0:15.49)	0:14.76 [5] (0:14.76)
Average Speed [km/h]	48.8	49.1	48.1	50.1	46.4	45.5	47.5	46.9	47.1	48.8
Top Speed [km/h]	49.7	49.6	49.9	50.8	49.5	46.8	47.9	47.9	48.4	49.5
Avg. Dist. to Rail [m]	10.7	4.5	3.4	6.2	3.8	2.6	3.1	2.7	2.2	3.4



[] Ranking at each section and finish
 -:-:- No data available at this section
 NA No data available

Horse/Jockey Name	Mysaria/A L Lethaby
Finish Rank	6
Fastest Section Time (Section)	0:14.77 (200-0)
Top Speed [km/h] (Section)	50.5 (1980 - 1800)
Race State	Finished



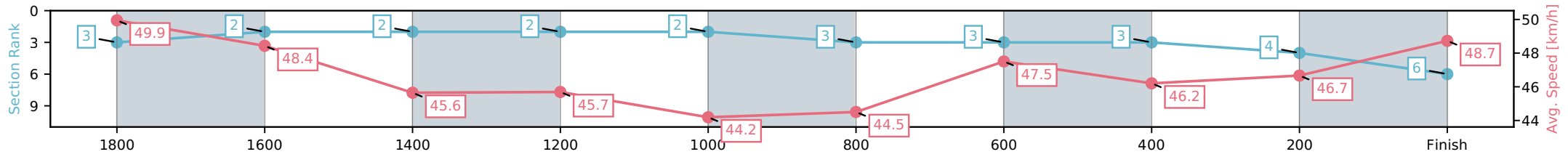
NZ Metropolitan Trotting Club Inc Harness
 Race 2: THAI NIGHT IN TRACKSIDE DINING 17 APRIL
 MOBILE TROT - 1980m



08 April 2026 - 5:10PM

Weather: Overcast

Section	L1980	L1800	L1600	L1400	L1200	L1000	L800	L600	L400	L200
Section Times	2:33.00 (0:12.51)	2:20.49 [2] (0:14.96)	2:05.53 [2] (0:15.84)	1:49.69 [2] (0:15.75)	1:33.93 [2] (0:16.55)	1:17.38 [3] (0:16.26)	1:01.12 [3] (0:15.15)	0:45.97 [3] (0:15.71)	0:30.26 [4] (0:15.48)	0:14.77 [6] (0:14.77)
Average Speed [km/h]	49.9	48.4	45.6	45.7	44.2	44.5	47.5	46.2	46.7	48.7
Top Speed [km/h]	50.5	49.6	46.1	46.1	45.4	46.1	48.2	47.5	49.0	49.7
Avg. Dist. to Rail [m]	4.1	1.5	0.8	2.9	1.9	0.8	1.5	1.2	0.8	1.3



[] Ranking at each section and finish
 -:-:- No data available at this section
 NA No data available

Horse/Jockey Name	Volstone/K G Cameron
Finish Rank	7
Fastest Section Time (Section)	0:15.07 (800-600)
Top Speed [km/h] (Section)	51.7 (1980 - 1800)
Race State	Finished



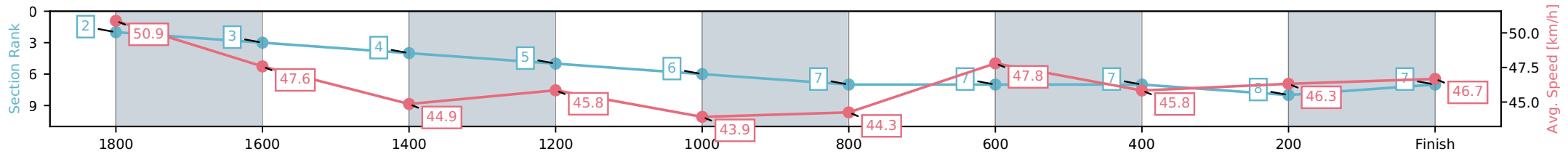
NZ Metropolitan Trotting Club Inc Harness
 Race 2: THAI NIGHT IN TRACKSIDE DINING 17 APRIL
 MOBILE TROT - 1980m



08 April 2026 - 5:10PM

Weather: Overcast

Section	L1980	L1800	L1600	L1400	L1200	L1000	L800	L600	L400	L200
Section Times	2:34.53 (0:12.27)	2:22.26 [3] (0:15.43)	2:06.83 [4] (0:16.32)	1:50.51 [5] (0:15.69)	1:34.82 [6] (0:16.61)	1:18.21 [7] (0:16.34)	1:01.87 [7] (0:15.07)	0:46.80 [7] (0:15.78)	0:31.03 [8] (0:15.63)	0:15.40 [7] (0:15.40)
Average Speed [km/h]	50.9	47.6	44.9	45.8	43.9	44.3	47.8	45.8	46.3	46.7
Top Speed [km/h]	51.7	50.3	46.4	46.8	45.7	46.5	48.5	47.8	48.0	47.9
Avg. Dist. to Rail [m]	9.5	3.5	2.4	3.8	1.6	0.7	1.2	0.9	1.0	3.7



- [] Ranking at each section and finish
- :-:- No data available at this section
- NA No data available

Horse/Jockey Name	Hoofn It/S J Trotter
Finish Rank	8
Fastest Section Time (Section)	0:15.11 (200-0)
Top Speed [km/h] (Section)	49.4 (1980 - 1800)
Race State	Finished



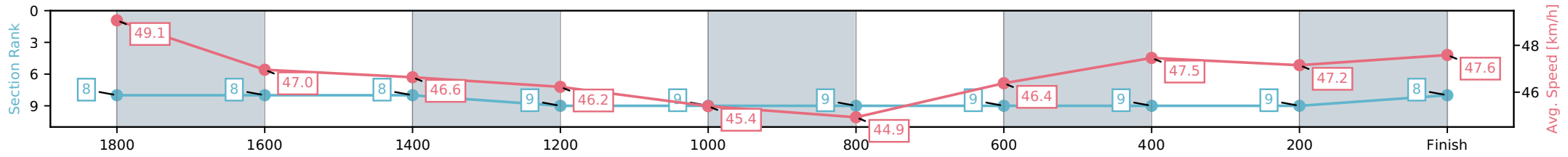
NZ Metropolitan Trotting Club Inc Harness
 Race 2: THAI NIGHT IN TRACKSIDE DINING 17 APRIL
 MOBILE TROT - 1980m



08 April 2026 - 5:10PM

Weather: Overcast

Section	L1980	L1800	L1600	L1400	L1200	L1000	L800	L600	L400	L200
Section Times	2:34.70 (0:13.95)	2:20.75 [8] (0:15.58)	2:05.16 [8] (0:15.67)	1:49.49 [9] (0:15.58)	1:33.91 [9] (0:16.23)	1:17.68 [9] (0:16.34)	1:01.34 [9] (0:15.52)	0:45.81 [9] (0:15.25)	0:30.57 [9] (0:15.45)	0:15.11 [8] (0:15.11)
Average Speed [km/h]	49.1	47.0	46.6	46.2	45.4	44.9	46.4	47.5	47.2	47.6
Top Speed [km/h]	49.4	48.4	47.0	47.5	45.9	45.8	47.1	47.7	48.3	48.1
Avg. Dist. to Rail [m]	11.2	3.1	2.3	4.1	2.9	2.8	3.2	1.1	2.2	5.4



[] Ranking at each section and finish
 -:-:- No data available at this section
 NA No data available

Horse/Jockey Name	Majestic Trix/B J Borcoskie
Finish Rank	9
Fastest Section Time (Section)	0:15.32 (400-200)
Top Speed [km/h] (Section)	48.6 (600-400)
Race State	Finished



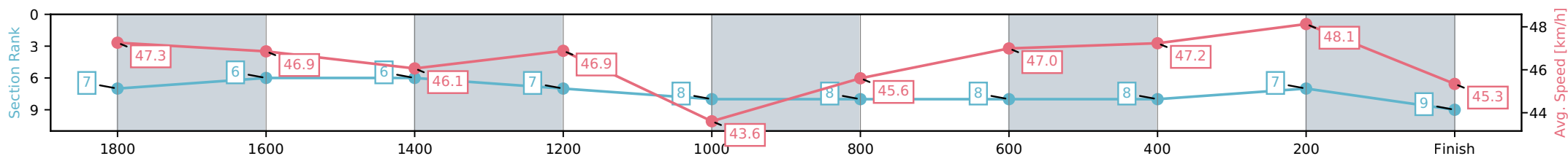
NZ Metropolitan Trotting Club Inc Harness
 Race 2: THAI NIGHT IN TRACKSIDE DINING 17 APRIL
 MOBILE TROT - 1980m



08 April 2026 - 5:10PM

Weather: Overcast

Section	L1980	L1800	L1600	L1400	L1200	L1000	L800	L600	L400	L200
Section Times	2:34.91 (0:13.39)	2:21.52 [6] (0:15.51)	2:06.01 [6] (0:15.76)	1:50.25 [7] (0:15.36)	1:34.90 [8] (0:16.72)	1:18.18 [8] (0:16.12)	1:02.06 [8] (0:15.33)	0:46.73 [8] (0:15.56)	0:31.17 [7] (0:15.32)	0:15.85 [9] (0:15.85)
Average Speed [km/h]	47.3	46.9	46.1	46.9	43.6	45.6	47.0	47.2	48.1	45.3
Top Speed [km/h]	47.7	47.5	46.9	47.6	46.2	46.7	47.2	48.6	48.6	46.6
Avg. Dist. to Rail [m]	3.4	1.9	1.2	2.4	1.5	2.9	4.1	3.1	3.8	8.1



- [] Ranking at each section and finish
- :-:- No data available at this section
- NA No data available