



NZ Metropolitan Trotting Club Inc Harness
 Race 3: TURKISH NIGHT IN TRACKSIDE DINING 1 MAY MOBILE PACE - 1980m
 08 April 2026 - 5:42PM



Weather: Overcast

Field Times (Race Tempo) 2:28.61 (0:11.78) 2:16.84 (0:15.73) 2:01.11 (0:15.14) 1:45.97 (0:15.74) 1:30.23 (0:16.15) 1:14.08 (0:15.90) 0:58.18 (0:15.13) 0:43.05 (0:14.65)

Rank	TAB#	Horse	Overall Time	First 400m	Top Speed km/h (Section)	L1980	L1800	L1600	L1400	L1200	L1000	L800	L600
	(BAR#)	Driver	Margin (DT-W)	Last 600m	Fastest Section (Time)	Start - 1800	1800 - 1600	1600 - 1400	1400 - 1200	1200 - 1000	1000 - 800	800 - 600	600 - 400
1	3	Willy Away	2:28.61	0:29.39	52.2 (200-0)	2:28.61	2:16.23 [3]	2:01.11 [1]	1:45.97 [1]	1:30.23 [1]	1:14.08 [1]	0:58.18 [1]	0:43.04 [1]
	(3)	W J House		0:43.04	200-0 (0:14.01)	(0:12.38)	(0:15.12)	(0:15.14)	(0:15.74)	(0:16.15)	(0:15.90)	(0:15.14)	(0:14.65)
2	4	Riley John	2:28.78	0:29.71	54.5 (1980 - 1800)	2:28.78	2:17.00 [1]	2:01.17 [2]	1:45.73 [2]	1:30.11 [2]	1:13.88 [3]	0:58.02 [3]	0:42.91 [3]
	(4)	S J Thornley	1.0L (-4)	0:42.92	200-0 (0:13.88)	(0:11.78)	(0:15.84)	(0:15.44)	(0:15.62)	(0:16.23)	(0:15.86)	(0:15.11)	(0:14.61)
3	7	Didjamakeanimprint	2:29.50	0:29.51	52.2 (1980 - 1800)	2:29.50	2:16.71 [6]	2:01.52 [3]	1:46.15 [3]	1:30.78 [3]	1:14.76 [2]	0:58.87 [2]	0:43.82 [2]
	(U1)	R D Close	5.1L (+12)	0:43.83	200-0 (0:14.55)	(0:12.79)	(0:15.18)	(0:15.38)	(0:15.36)	(0:16.03)	(0:15.89)	(0:15.04)	(0:14.71)
4	6	Sky News	2:30.38	0:30.88	51.5 (1980 - 1800)	2:30.38	2:17.34 [7]	2:01.52 [7]	1:46.37 [7]	1:30.99 [7]	1:15.00 [6]	0:59.07 [6]	0:44.05 [6]
	(6)	S J Tomlinson	10.2L (+14)	0:44.06	200-0 (0:14.35)	(0:13.04)	(0:15.82)	(0:15.15)	(0:15.37)	(0:15.99)	(0:15.93)	(0:15.02)	(0:14.95)
5	2	The Seamstress	2:30.42	0:30.41	51.9 (400-200)	2:30.42	2:17.99 [4]	2:02.01 [6]	1:46.44 [6]	1:31.04 [6]	1:14.77 [7]	0:58.76 [7]	0:43.76 [7]
	(2)	M J Williamson	10.4L (+2)	0:43.77	200-0 (0:14.12)	(0:12.43)	(0:15.98)	(0:15.57)	(0:15.40)	(0:16.27)	(0:16.01)	(0:14.99)	(0:14.90)
6	1	The Gangster	2:30.71	0:29.99	53.6 (1980 - 1800)	2:30.71	2:18.65 [2]	2:02.71 [4]	1:47.10 [4]	1:31.70 [4]	1:15.44 [5]	0:59.57 [5]	0:44.47 [5]
	(1)	P J Davis	12.0L (-6)	0:44.47	400-200 (0:14.75)	(0:12.06)	(0:15.94)	(0:15.62)	(0:15.40)	(0:16.25)	(0:15.87)	(0:15.10)	(0:14.92)
7	5	Lay On Macduff	2:30.91	0:30.41	52.4 (1980 - 1800)	2:30.91	2:18.24 [5]	2:02.52 [5]	1:47.24 [5]	1:31.88 [5]	1:15.84 [4]	0:59.92 [4]	0:44.90 [4]
	(5)	D M Williams	13.2L (+11)	0:44.90	400-200 (0:14.93)	(0:12.67)	(0:15.73)	(0:15.27)	(0:15.37)	(0:16.03)	(0:15.92)	(0:15.03)	(0:14.95)

Report Created: Wed 08 April 2026

(Note: Races are conducted over an approximate distance as close as possible to the advertised distance, and recorded data may vary accordingly. Official times refer to race times only and do not include handicap times.)

[] Position in running at each section and finish TAB# Saddle cloth number

-:--:-- No data available at this section

NA No data available

DNT Did not track

BAR# Barrier/Gate Position

DNF Did not finish

DT-W Distance travelled compared to winner in metres

[] Fastest split

[■] Fastest section



NZ Metropolitan Trotting Club Inc Harness
 Race 3: TURKISH NIGHT IN TRACKSIDE DINING 1 MAY MOBILE PACE - 1980m
 08 April 2026 - 5:42PM



Weather: Overcast

Field Times 0:28.39 0:14.01
 (Race Tempo) (0:14.38) (0:14.01)

Rank	TAB#	Horse	Overall Time	First 400m	Top Speed km/h (Section)	L400	L200						
	(BAR#)	Driver	Margin (DT-W)	Last 600m	Fastest Section (Time)	400 - 200	200 - Finish						
1	3	Willy Away	2:28.61	0:29.39	52.2 (200-0)	0:28.39 [1]	0:14.01 [1]						
	(3)	W J House		0:43.04	200-0 (0:14.01)	(0:14.38)	(0:14.01)						
2	4	Riley John	2:28.78	0:29.71	54.5 (1980 - 1800)	0:28.30 [3]	0:13.88 [2]						
	(4)	S J Thornley	1.0L (-4)	0:42.92	200-0 (0:13.88)	(0:14.43)	(0:13.88)						
3	7	Didjamakeanimprint	2:29.50	0:29.51	52.2 (1980 - 1800)	0:29.12 [2]	0:14.55 [3]						
	(U1)	R D Close	5.1L (+12)	0:43.83	200-0 (0:14.55)	(0:14.57)	(0:14.55)						
4	6	Sky News	2:30.38	0:30.88	51.5 (1980 - 1800)	0:29.11 [6]	0:14.35 [6]						
	(6)	S J Tomlinson	10.2L (+14)	0:44.06	200-0 (0:14.35)	(0:14.76)	(0:14.35)						
5	2	The Seamstress	2:30.42	0:30.41	51.9 (400-200)	0:28.87 [7]	0:14.12 [7]						
	(2)	M J Williamson	10.4L (+2)	0:43.77	200-0 (0:14.12)	(0:14.75)	(0:14.12)						
6	1	The Gangster	2:30.71	0:29.99	53.6 (1980 - 1800)	0:29.55 [5]	0:14.80 [5]						
	(1)	P J Davis	12.0L (-6)	0:44.47	400-200 (0:14.75)	(0:14.75)	(0:14.80)						
7	5	Lay On Macduff	2:30.91	0:30.41	52.4 (1980 - 1800)	0:29.95 [4]	0:15.02 [4]						
	(5)	D M Williams	13.2L (+11)	0:44.90	400-200 (0:14.93)	(0:14.93)	(0:15.02)						

Report Created: Wed 08 April 2026

(Note: Races are conducted over an approximate distance as close as possible to the advertised distance, and recorded data may vary accordingly. Official times refer to race times only and do not include handicap times.)

[] Position in running at each section and finish TAB# Saddle cloth number

-:--:- No data available at this section

NA No data available

DNT Did not track

BAR# Barrier/Gate Position

DNF Did not finish

DT-W Distance travelled compared to winner in metres

Fastest split

Fastest section

Horse/Jockey Name	Willy Away/W J House
Finish Rank	1
Fastest Section Time (Section)	0:14.01 (200-0)
Top Speed [km/h] (Section)	52.2 (200-0)
Race State	Finished



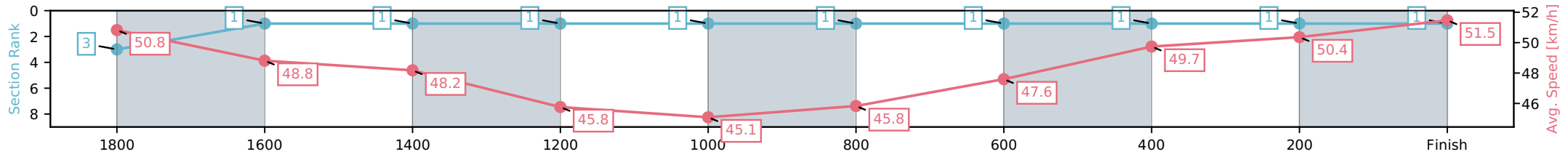
NZ Metropolitan Trotting Club Inc Harness
 Race 3: TURKISH NIGHT IN TRACKSIDE DINING 1 MAY
 MOBILE PACE - 1980m



08 April 2026 - 5:42PM

Weather: Overcast

Section	L1980	L1800	L1600	L1400	L1200	L1000	L800	L600	L400	L200
Section Times	2:28.61 (0:12.38)	2:16.23 [1] (0:15.12)	2:01.11 [1] (0:15.14)	1:45.97 [1] (0:15.74)	1:30.23 [1] (0:16.15)	1:14.08 [1] (0:15.90)	0:58.18 [1] (0:15.14)	0:43.04 [1] (0:14.65)	0:28.39 [1] (0:14.38)	0:14.01 [1] (0:14.01)
Average Speed [km/h]	50.8	48.8	48.2	45.8	45.1	45.8	47.6	49.7	50.4	51.5
Top Speed [km/h]	51.9	49.7	49.6	47.5	45.6	46.8	48.4	50.3	52.0	52.2
Avg. Dist. to Rail [m]	5.9	3.8	1.6	3.2	1.5	1.8	2.5	2.1	1.2	3.8



[] Ranking at each section and finish
 -:-:- No data available at this section
 NA No data available

Horse/Jockey Name	Riley John/S J Thornley
Finish Rank	2
Fastest Section Time (Section)	0:13.88 (200-0)
Top Speed [km/h] (Section)	54.5 (1980 - 1800)
Race State	Finished



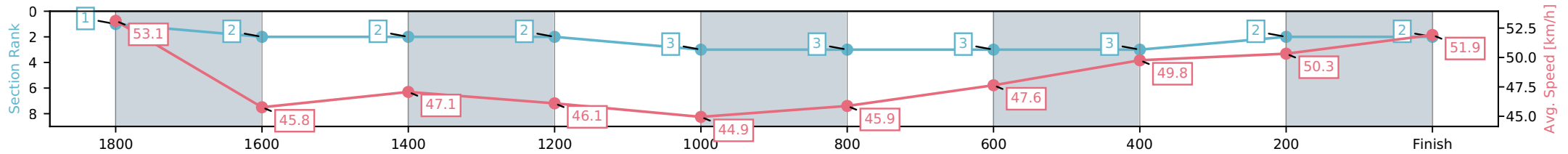
NZ Metropolitan Trotting Club Inc Harness
 Race 3: TURKISH NIGHT IN TRACKSIDE DINING 1 MAY
 MOBILE PACE - 1980m



08 April 2026 - 5:42PM

Weather: Overcast

Section	L1980	L1800	L1600	L1400	L1200	L1000	L800	L600	L400	L200
Section Times	2:28.78 (0:11.78)	2:17.00 [2] (0:15.84)	2:01.17 [2] (0:15.44)	1:45.73 [2] (0:15.62)	1:30.11 [3] (0:16.23)	1:13.88 [3] (0:15.86)	0:58.02 [3] (0:15.11)	0:42.91 [3] (0:14.61)	0:28.30 [2] (0:14.43)	0:13.88 [2] (0:13.88)
Average Speed [km/h]	53.1	45.8	47.1	46.1	44.9	45.9	47.6	49.8	50.3	51.9
Top Speed [km/h]	54.5	50.2	48.0	48.8	45.6	46.7	48.7	50.7	52.4	53.0
Avg. Dist. to Rail [m]	5.6	1.4	1.4	3.8	1.7	1.5	2.1	1.7	1.2	1.9



- [] Ranking at each section and finish
- :-:- No data available at this section
- NA No data available

Horse/Jockey Name	Didjamakeanimprint/R D Close
Finish Rank	3
Fastest Section Time (Section)	0:14.55 (200-0)
Top Speed [km/h] (Section)	52.2 (1980 - 1800)
Race State	Finished



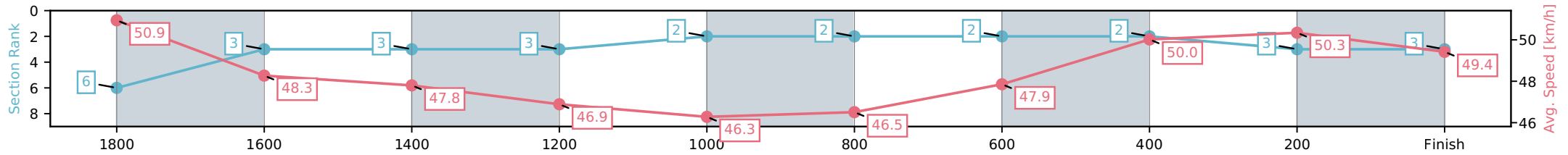
NZ Metropolitan Trotting Club Inc Harness
 Race 3: TURKISH NIGHT IN TRACKSIDE DINING 1 MAY
 MOBILE PACE - 1980m



08 April 2026 - 5:42PM

Weather: Overcast

Section	L1980	L1800	L1600	L1400	L1200	L1000	L800	L600	L400	L200
Section Times	2:29.50 (0:12.79)	2:16.71 [3] (0:15.18)	2:01.52 [3] (0:15.38)	1:46.15 [3] (0:15.36)	1:30.78 [2] (0:16.03)	1:14.76 [2] (0:15.89)	0:58.87 [2] (0:15.04)	0:43.82 [2] (0:14.71)	0:29.12 [3] (0:14.57)	0:14.55 [3] (0:14.55)
Average Speed [km/h]	50.9	48.3	47.8	46.9	46.3	46.5	47.9	50.0	50.3	49.4
Top Speed [km/h]	52.2	49.4	48.4	48.5	47.0	47.2	48.7	50.8	50.8	50.5
Avg. Dist. to Rail [m]	7.4	2.9	2.8	5.3	3.7	3.6	3.9	3.3	2.9	4.7



- [] Ranking at each section and finish
- :-:- No data available at this section
- NA No data available

Horse/Jockey Name	Sky News/S J Tomlinson
Finish Rank	4
Fastest Section Time (Section)	0:14.35 (200-0)
Top Speed [km/h] (Section)	51.5 (1980 - 1800)
Race State	Finished



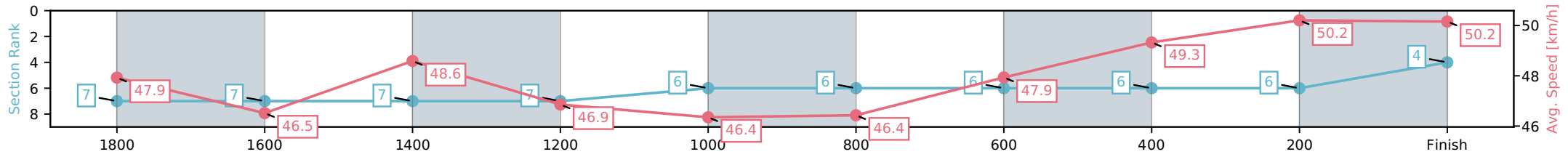
NZ Metropolitan Trotting Club Inc Harness
 Race 3: TURKISH NIGHT IN TRACKSIDE DINING 1 MAY
 MOBILE PACE - 1980m



08 April 2026 - 5:42PM

Weather: Overcast

Section	L1980	L1800	L1600	L1400	L1200	L1000	L800	L600	L400	L200
Section Times	2:30.38 (0:13.04)	2:17.34 [7] (0:15.82)	2:01.52 [7] (0:15.15)	1:46.37 [7] (0:15.37)	1:30.99 [6] (0:15.99)	1:15.00 [6] (0:15.93)	0:59.07 [6] (0:15.02)	0:44.05 [6] (0:14.95)	0:29.11 [6] (0:14.76)	0:14.35 [4] (0:14.35)
Average Speed [km/h]	47.9	46.5	48.6	46.9	46.4	46.4	47.9	49.3	50.2	50.2
Top Speed [km/h]	51.5	48.7	50.1	48.5	47.4	47.5	49.5	49.8	51.1	51.2
Avg. Dist. to Rail [m]	9.1	3.7	3.0	5.5	3.8	3.6	4.3	3.6	4.3	7.9



[] Ranking at each section and finish
 -:-:- No data available at this section
 NA No data available

Horse/Jockey Name	The Seamstress/M J Williamson
Finish Rank	5
Fastest Section Time (Section)	0:14.12 (200-0)
Top Speed [km/h] (Section)	51.9 (400-200)
Race State	Finished



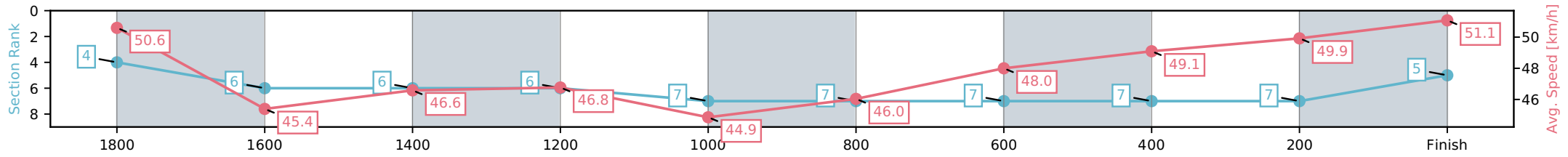
NZ Metropolitan Trotting Club Inc Harness
 Race 3: TURKISH NIGHT IN TRACKSIDE DINING 1 MAY
 MOBILE PACE - 1980m



08 April 2026 - 5:42PM

Weather: Overcast

Section	L1980	L1800	L1600	L1400	L1200	L1000	L800	L600	L400	L200
Section Times	2:30.42 (0:12.43)	2:17.99 [6] (0:15.98)	2:02.01 [6] (0:15.57)	1:46.44 [6] (0:15.40)	1:31.04 [7] (0:16.27)	1:14.77 [7] (0:16.01)	0:58.76 [7] (0:14.99)	0:43.76 [7] (0:14.90)	0:28.87 [7] (0:14.75)	0:14.12 [5] (0:14.12)
Average Speed [km/h]	50.6	45.4	46.6	46.8	44.9	46.0	48.0	49.1	49.9	51.1
Top Speed [km/h]	51.8	48.2	47.5	48.9	45.5	46.7	49.8	50.1	51.9	51.9
Avg. Dist. to Rail [m]	3.9	1.4	1.1	3.2	1.8	3.1	4.2	2.6	4.1	9.5



[] Ranking at each section and finish
 -:-:- No data available at this section
 NA No data available

Horse/Jockey Name	The Gangster/P J Davis
Finish Rank	6
Fastest Section Time (Section)	0:14.75 (400-200)
Top Speed [km/h] (Section)	53.6 (1980 - 1800)
Race State	Finished



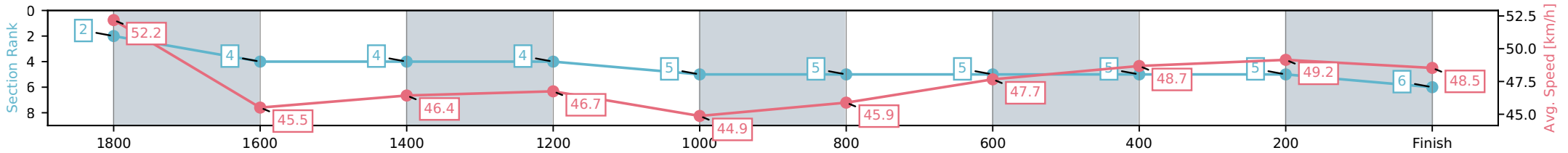
NZ Metropolitan Trotting Club Inc Harness
 Race 3: TURKISH NIGHT IN TRACKSIDE DINING 1 MAY
 MOBILE PACE - 1980m



08 April 2026 - 5:42PM

Weather: Overcast

Section	L1980	L1800	L1600	L1400	L1200	L1000	L800	L600	L400	L200
Section Times	2:30.71 (0:12.06)	2:18.65 [4] (0:15.94)	2:02.71 [4] (0:15.62)	1:47.10 [4] (0:15.40)	1:31.70 [5] (0:16.25)	1:15.44 [5] (0:15.87)	0:59.57 [5] (0:15.10)	0:44.47 [5] (0:14.92)	0:29.55 [5] (0:14.75)	0:14.80 [6] (0:14.80)
Average Speed [km/h]	52.2	45.5	46.4	46.7	44.9	45.9	47.7	48.7	49.2	48.5
Top Speed [km/h]	53.6	48.7	47.2	49.2	45.7	46.4	49.0	49.3	50.6	50.5
Avg. Dist. to Rail [m]	2.4	1.4	1.0	3.2	1.8	1.5	2.2	1.6	1.2	3.9



[] Ranking at each section and finish
 -:-:- No data available at this section
 NA No data available

Horse/Jockey Name	Lay On Macduff/D M Williams
Finish Rank	7
Fastest Section Time (Section)	0:14.93 (400-200)
Top Speed [km/h] (Section)	52.4 (1980 - 1800)
Race State	Finished



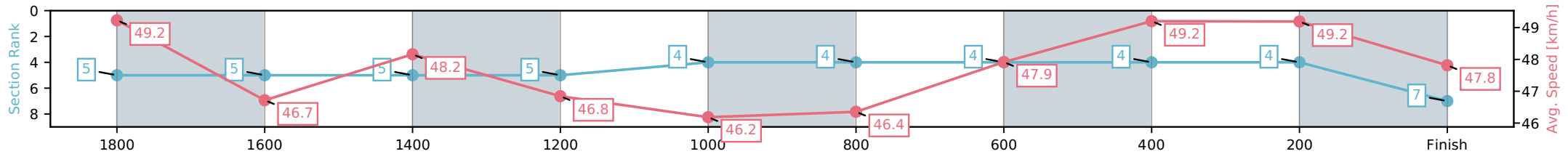
NZ Metropolitan Trotting Club Inc Harness
 Race 3: TURKISH NIGHT IN TRACKSIDE DINING 1 MAY
 MOBILE PACE - 1980m



08 April 2026 - 5:42PM

Weather: Overcast

Section	L1980	L1800	L1600	L1400	L1200	L1000	L800	L600	L400	L200
Section Times	2:30.91 (0:12.67)	2:18.24 [5] (0:15.73)	2:02.52 [5] (0:15.27)	1:47.24 [5] (0:15.37)	1:31.88 [4] (0:16.03)	1:15.84 [4] (0:15.92)	0:59.92 [4] (0:15.03)	0:44.90 [4] (0:14.95)	0:29.95 [4] (0:14.93)	0:15.02 [7] (0:15.02)
Average Speed [km/h]	49.2	46.7	48.2	46.8	46.2	46.4	47.9	49.2	49.2	47.8
Top Speed [km/h]	52.4	49.6	49.6	48.2	47.1	47.3	49.0	49.8	50.3	50.1
Avg. Dist. to Rail [m]	7.6	3.5	2.9	5.3	3.6	3.4	4.0	3.2	3.1	6.2



- [] Ranking at each section and finish
- :-:- No data available at this section
- NA No data available