



NZ Metropolitan Trotting Club Inc Harness

Race 5: SUPPORT OUR PINK SHIRT NIGHT FUNDRAISER 15 MAY MOBILE PACE - 1980m

08 April 2026 - 6:44PM

Weather: Overcast



Field Times	2:27.39	2:15.89	2:01.00	1:45.06	1:29.37	1:13.19	0:57.56	0:43.53
(Race Tempo)	(0:11.50)	(0:14.90)	(0:15.94)	(0:15.69)	(0:16.18)	(0:15.63)	(0:14.03)	(0:14.50)

Rank	TAB#	Horse	Overall Time	First 400m	Top Speed km/h (Section)	L1980	L1800	L1600	L1400	L1200	L1000	L800	L600
	(BAR#)	Driver	Margin (DT-W)	Last 600m	Fastest Section (Time)	Start - 1800	1800 - 1600	1600 - 1400	1400 - 1200	1200 - 1000	1000 - 800	800 - 600	600 - 400
1	8	Kotare Kelso	2:27.39	0:28.51	55.4 (1980 - 1800)	2:27.39	2:15.89 [1]	2:01.00 [1]	1:45.06 [1]	1:29.37 [1]	1:13.19 [1]	0:57.56 [1]	0:43.53 [1]
	(8)	S J Ottley		0:43.54	800-600 (0:14.03)	(0:11.50)	(0:14.90)	(0:15.94)	(0:15.69)	(0:16.18)	(0:15.63)	(0:14.03)	(0:14.50)
2	6	Monkee Major	2:27.47	0:29.07	53.2 (1980 - 1800)	2:27.47	2:15.56 [3]	2:00.44 [3]	1:44.47 [3]	1:28.92 [3]	1:12.77 [3]	0:57.29 [4]	0:43.29 [4]
	(6)	J C Morrison	0.0L (+16)	0:43.28	800-600 (0:14.00)	(0:11.91)	(0:15.12)	(0:15.97)	(0:15.55)	(0:16.15)	(0:15.48)	(0:14.00)	(0:14.46)
3	9	Fusion Reactor	2:27.78	0:30.44	52.8 (800-600)	2:27.78	2:15.31 [9]	1:59.37 [10]	1:43.39 [10]	1:27.87 [10]	1:12.18 [9]	0:57.72 [2]	0:43.89 [2]
	(9)	W J House	2.3L (+25)	0:43.89	800-600 (0:13.83)	(0:12.47)	(0:15.93)	(0:15.99)	(0:15.52)	(0:15.70)	(0:14.45)	(0:13.83)	(0:14.47)
4	10	Style Council	2:28.01	0:29.03	53.3 (800-600)	2:28.01	2:15.72 [6]	2:00.61 [6]	1:44.60 [6]	1:29.02 [6]	1:12.84 [6]	0:57.21 [9]	0:43.19 [9]
	(10)	K G Cameron	3.6L (+14)	0:43.19	800-600 (0:14.02)	(0:12.28)	(0:15.11)	(0:16.02)	(0:15.58)	(0:16.18)	(0:15.63)	(0:14.02)	(0:14.58)
5	3	Whyamihere	2:28.09	0:29.23	52.5 (1980 - 1800)	2:28.09	2:15.99 [5]	2:00.84 [5]	1:44.82 [5]	1:29.26 [5]	1:13.07 [5]	0:57.57 [7]	0:43.49 [8]
	(3)	J F Curtin	4.0L (+10)	0:43.49	800-600 (0:14.08)	(0:12.10)	(0:15.15)	(0:16.01)	(0:15.56)	(0:16.18)	(0:15.51)	(0:14.08)	(0:14.34)
6	11	Sans Repos	2:28.20	0:29.39	53.7 (800-600)	2:28.20	2:15.65 [10]	2:00.40 [8]	1:44.43 [8]	1:28.85 [8]	1:12.70 [8]	0:57.08 [10]	0:43.17 [10]
	(11)	R J Alfeld	4.7L (-3)	0:43.18	800-600 (0:13.92)	(0:12.55)	(0:15.25)	(0:15.97)	(0:15.58)	(0:16.15)	(0:15.62)	(0:13.92)	(0:14.26)
7	5	My Ten Guitars	2:28.36	0:29.67	53.3 (800-600)	2:28.36	2:15.99 [7]	2:00.70 [7]	1:44.71 [7]	1:29.17 [7]	1:13.02 [7]	0:57.59 [8]	0:43.86 [7]
	(5)	S J Thornley	5.6L (+22)	0:43.86	800-600 (0:13.73)	(0:12.37)	(0:15.29)	(0:15.99)	(0:15.53)	(0:16.15)	(0:15.43)	(0:13.73)	(0:14.57)
8	4	Sweet Dreams	2:28.50	0:28.84	55.3 (1980 - 1800)	2:28.50	2:16.94 [2]	2:01.81 [2]	1:45.82 [2]	1:30.17 [2]	1:13.99 [2]	0:58.36 [3]	0:44.37 [3]
	(4)	R D Close	6.4L (+1)	0:44.37	800-600 (0:13.99)	(0:11.56)	(0:15.13)	(0:15.99)	(0:15.66)	(0:16.17)	(0:15.63)	(0:13.99)	(0:14.50)
9	2	Ivona Dadic	2:28.75	0:29.07	53.3 (1980 - 1800)	2:28.75	2:16.80 [4]	2:01.71 [4]	1:45.71 [4]	1:30.09 [4]	1:13.90 [4]	0:58.28 [6]	0:44.31 [6]
	(2)	K A Butt	7.8L (+2)	0:44.31	800-600 (0:13.97)	(0:11.95)	(0:15.09)	(0:16.00)	(0:15.62)	(0:16.19)	(0:15.62)	(0:13.97)	(0:14.49)
10	7	Louis	2:29.54	0:30.00	52.8 (800-600)	2:29.54	2:17.13 [8]	2:01.51 [9]	1:45.50 [9]	1:29.99 [9]	1:13.84 [10]	0:59.15 [5]	0:45.31 [5]
	(7)	R T May	12.3L (+22)	0:45.31	800-600 (0:13.84)	(0:12.41)	(0:15.62)	(0:16.02)	(0:15.51)	(0:16.14)	(0:14.70)	(0:13.84)	(0:14.59)

Scratched: Sweet N Sassy (#1)

Report Created: Wed 08 April 2026

(Note: Races are conducted over an approximate distance as close as possible to the advertised distance, and recorded data may vary accordingly. Official times refer to race times only and do not include handicap times.)

[] Position in running at each section and finish TAB# Saddle cloth number

Fastest split

-:--:-- No data available at this section

BAR# Barrier/Gate Position

Fastest section

NA No data available

DNF Did not finish

DNT Did not track

DT-W Distance travelled compared to winner in metres



NZ Metropolitan Trotting Club Inc Harness

Race 5: SUPPORT OUR PINK SHIRT NIGHT FUNDRAISER 15 MAY MOBILE PACE - 1980m

08 April 2026 - 6:44PM

Weather: Overcast



Field Times 0:29.04 0:14.47
(Race Tempo) (0:14.57) (0:14.47)

Rank	TAB#	Horse	Overall Time	First 400m	Top Speed km/h (Section)	L400	L200						
	(BAR#)	Driver	Margin (DT-W)	Last 600m	Fastest Section (Time)	400 - 200	200 - Finish						
1	8	Kotare Kelso	2:27.39	0:28.51	55.4 (1980 - 1800)	0:29.04 [1]	0:14.47 [1]						
	(8)	S J Ottley		0:43.54	800-600 (0:14.03)	(0:14.57)	(0:14.47)						
2	6	Monkee Major	2:27.47	0:29.07	53.2 (1980 - 1800)	0:28.83 [4]	0:14.34 [3]						
	(6)	J C Morrison	0.0L (+16)	0:43.28	800-600 (0:14.00)	(0:14.48)	(0:14.34)						
3	9	Fusion Reactor	2:27.78	0:30.44	52.8 (800-600)	0:29.42 [2]	0:14.76 [2]						
	(9)	W J House	2.3L (+25)	0:43.89	800-600 (0:13.83)	(0:14.66)	(0:14.76)						
4	10	Style Council	2:28.01	0:29.03	53.3 (800-600)	0:28.61 [10]	0:14.06 [10]						
	(10)	K G Cameron	3.6L (+14)	0:43.19	800-600 (0:14.02)	(0:14.55)	(0:14.06)						
5	3	Whyamihere	2:28.09	0:29.23	52.5 (1980 - 1800)	0:29.15 [7]	0:14.36 [6]						
	(3)	J F Curtin	4.0L (+10)	0:43.49	800-600 (0:14.08)	(0:14.79)	(0:14.36)						
6	11	Sans Repos	2:28.20	0:29.39	53.7 (800-600)	0:28.91 [9]	0:14.31 [8]						
	(11)	R J Alfeld	4.7L (-3)	0:43.18	800-600 (0:13.92)	(0:14.61)	(0:14.31)						
7	5	My Ten Guitars	2:28.36	0:29.67	53.3 (800-600)	0:29.29 [8]	0:14.61 [7]						
	(5)	S J Thornley	5.6L (+22)	0:43.86	800-600 (0:13.73)	(0:14.68)	(0:14.61)						
8	4	Sweet Dreams	2:28.50	0:28.84	55.3 (1980 - 1800)	0:29.86 [3]	0:15.24 [4]						
	(4)	R D Close	6.4L (+1)	0:44.37	800-600 (0:13.99)	(0:14.63)	(0:15.24)						
9	2	Ivona Dadic	2:28.75	0:29.07	53.3 (1980 - 1800)	0:29.82 [6]	0:15.13 [5]						
	(2)	K A Butt	7.8L (+2)	0:44.31	800-600 (0:13.97)	(0:14.69)	(0:15.13)						
10	7	Louis	2:29.54	0:30.00	52.8 (800-600)	0:30.72 [5]	0:15.64 [9]						
	(7)	R T May	12.3L (+22)	0:45.31	800-600 (0:13.84)	(0:15.08)	(0:15.64)						

Scratched: Sweet N Sassy (#1)

Report Created: Wed 08 April 2026

(Note: Races are conducted over an approximate distance as close as possible to the advertised distance, and recorded data may vary accordingly. Official times refer to race times only and do not include handicap times.)

[] Position in running at each section and finish TAB# Saddle cloth number

-:--:-- No data available at this section

NA No data available

DNT Did not track

BAR# Barrier/Gate Position

DNF Did not finish

DT-W Distance travelled compared to winner in metres

Fastest split

Fastest section

Horse/Jockey Name	Kotare Kelso/S J Ottley
Finish Rank	1
Fastest Section Time (Section)	0:14.03 (800-600)
Top Speed [km/h] (Section)	55.4 (1980 - 1800)
Race State	Finished



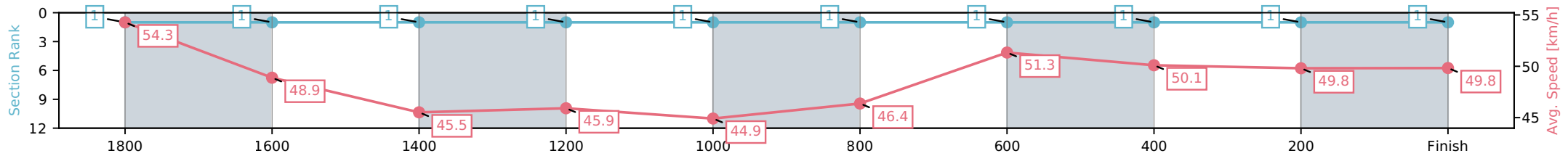
NZ Metropolitan Trotting Club Inc Harness
 Race 5: SUPPORT OUR PINK SHIRT NIGHT FUNDRAISER 15
 MAY MOBILE PACE - 1980m



08 April 2026 - 6:44PM

Weather: Overcast

Section	L1980	L1800	L1600	L1400	L1200	L1000	L800	L600	L400	L200
Section Times	2:27.39 (0:11.50)	2:15.89 [1] (0:14.90)	2:01.00 [1] (0:15.94)	1:45.06 [1] (0:15.69)	1:29.37 [1] (0:16.18)	1:13.19 [1] (0:15.63)	0:57.56 [1] (0:14.03)	0:43.53 [1] (0:14.50)	0:29.04 [1] (0:14.57)	0:14.47 [1] (0:14.47)
Average Speed [km/h]	54.3	48.9	45.5	45.9	44.9	46.4	51.3	50.1	49.8	49.8
Top Speed [km/h]	55.4	52.6	46.6	46.8	46.0	49.9	51.8	51.1	51.0	51.0
Avg. Dist. to Rail [m]	9.9	2.7	1.3	3.0	1.2	1.2	1.8	1.5	1.5	4.2



- [] Ranking at each section and finish
- :-:- No data available at this section
- NA No data available

Horse/Jockey Name	Monkee Major/J C Morrison
Finish Rank	2
Fastest Section Time (Section)	0:14.00 (800-600)
Top Speed [km/h] (Section)	53.2 (1980 - 1800)
Race State	Finished



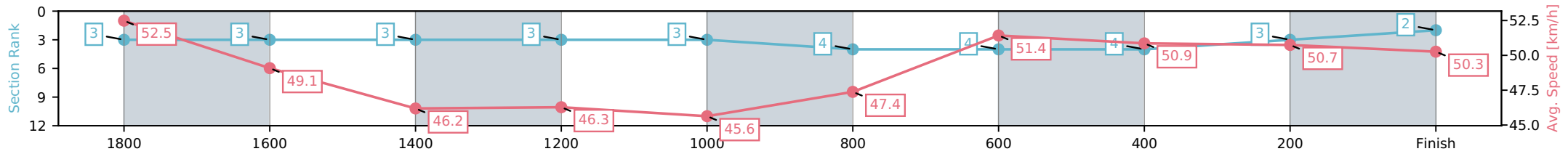
NZ Metropolitan Trotting Club Inc Harness
 Race 5: SUPPORT OUR PINK SHIRT NIGHT FUNDRAISER 15
 MAY MOBILE PACE - 1980m



08 April 2026 - 6:44PM

Weather: Overcast

Section	L1980	L1800	L1600	L1400	L1200	L1000	L800	L600	L400	L200
Section Times	2:27.47 (0:11.91)	2:15.56 [3] (0:15.12)	2:00.44 [3] (0:15.97)	1:44.47 [3] (0:15.55)	1:28.92 [3] (0:16.15)	1:12.77 [4] (0:15.48)	0:57.29 [4] (0:14.00)	0:43.29 [4] (0:14.46)	0:28.83 [3] (0:14.48)	0:14.34 [2] (0:14.34)
Average Speed [km/h]	52.5	49.1	46.2	46.3	45.6	47.4	51.4	50.9	50.7	50.3
Top Speed [km/h]	53.2	51.3	49.0	47.5	46.6	49.6	52.5	51.7	53.1	53.1
Avg. Dist. to Rail [m]	7.5	4.9	3.2	4.8	2.8	2.8	3.5	3.2	3.5	6.9



- [] Ranking at each section and finish
- :-:- No data available at this section
- NA No data available

Horse/Jockey Name	Fusion Reactor/W J House
Finish Rank	3
Fastest Section Time (Section)	0:13.83 (800-600)
Top Speed [km/h] (Section)	52.8 (800-600)
Race State	Finished



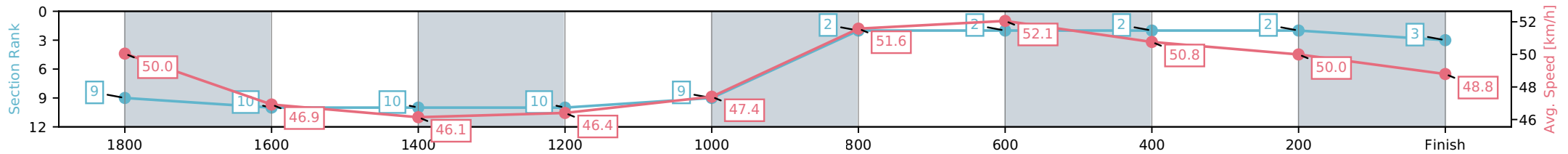
NZ Metropolitan Trotting Club Inc Harness
 Race 5: SUPPORT OUR PINK SHIRT NIGHT FUNDRAISER 15
 MAY MOBILE PACE - 1980m



08 April 2026 - 6:44PM

Weather: Overcast

Section	L1980	L1800	L1600	L1400	L1200	L1000	L800	L600	L400	L200
Section Times	2:27.78 (0:12.47)	2:15.31 [10] (0:15.93)	1:59.37 [10] (0:15.99)	1:43.39 [10] (0:15.52)	1:27.87 [9] (0:15.70)	1:12.18 [2] (0:14.45)	0:57.72 [2] (0:13.83)	0:43.89 [2] (0:14.47)	0:29.42 [2] (0:14.66)	0:14.76 [3] (0:14.76)
Average Speed [km/h]	50.0	46.9	46.1	46.4	47.4	51.6	52.1	50.8	50.0	48.8
Top Speed [km/h]	52.3	47.9	48.8	47.9	51.2	52.3	52.8	51.3	50.8	50.7
Avg. Dist. to Rail [m]	13.1	6.7	3.4	5.6	4.1	4.7	3.8	2.9	2.9	5.4



- [] Ranking at each section and finish
- :-:- No data available at this section
- NA No data available

Horse/Jockey Name	Style Council/K G Cameron
Finish Rank	4
Fastest Section Time (Section)	0:14.02 (800-600)
Top Speed [km/h] (Section)	53.3 (800-600)
Race State	Finished



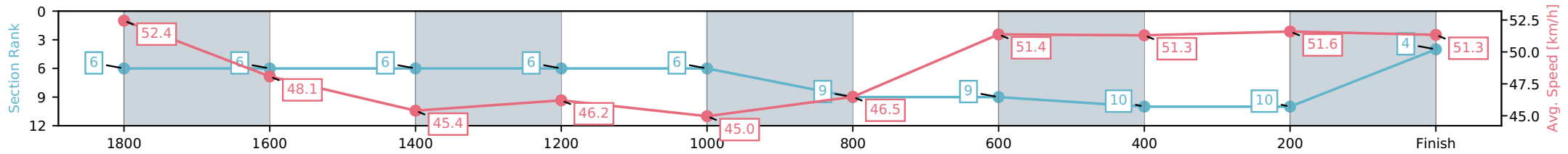
NZ Metropolitan Trotting Club Inc Harness
 Race 5: SUPPORT OUR PINK SHIRT NIGHT FUNDRAISER 15
 MAY MOBILE PACE - 1980m



08 April 2026 - 6:44PM

Weather: Overcast

Section	L1980	L1800	L1600	L1400	L1200	L1000	L800	L600	L400	L200
Section Times	2:28.01 (0:12.28)	2:15.72 [6] (0:15.11)	2:00.61 [6] (0:16.02)	1:44.60 [6] (0:15.58)	1:29.02 [6] (0:16.18)	1:12.84 [9] (0:15.63)	0:57.21 [9] (0:14.02)	0:43.19 [10] (0:14.58)	0:28.61 [10] (0:14.55)	0:14.06 [4] (0:14.06)
Average Speed [km/h]	52.4	48.1	45.4	46.2	45.0	46.5	51.4	51.3	51.6	51.3
Top Speed [km/h]	53.1	51.4	47.1	47.6	46.3	48.9	53.3	52.2	52.7	52.8
Avg. Dist. to Rail [m]	2.2	1.8	1.5	3.1	1.4	1.3	3.7	5.2	6.7	11.1



- [] Ranking at each section and finish
- :-:- No data available at this section
- NA No data available

Horse/Jockey Name	Whyamihere/J F Curtin
Finish Rank	5
Fastest Section Time (Section)	0:14.08 (800-600)
Top Speed [km/h] (Section)	52.5 (1980 - 1800)
Race State	Finished



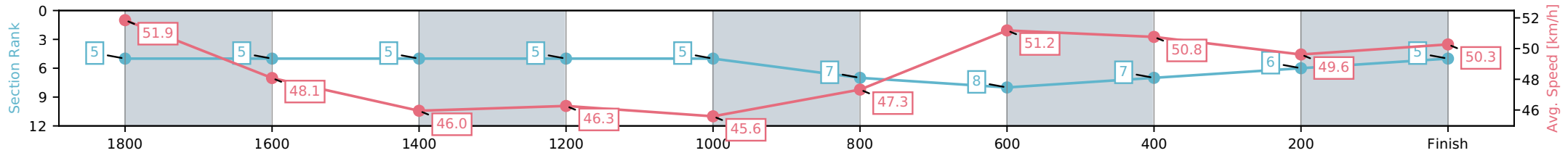
NZ Metropolitan Trotting Club Inc Harness
 Race 5: SUPPORT OUR PINK SHIRT NIGHT FUNDRAISER 15
 MAY MOBILE PACE - 1980m



08 April 2026 - 6:44PM

Weather: Overcast

Section	L1980	L1800	L1600	L1400	L1200	L1000	L800	L600	L400	L200
Section Times	2:28.09 (0:12.10)	2:15.99 [5] (0:15.15)	2:00.84 [5] (0:16.01)	1:44.82 [5] (0:15.56)	1:29.26 [5] (0:16.18)	1:13.07 [7] (0:15.51)	0:57.57 [8] (0:14.08)	0:43.49 [7] (0:14.34)	0:29.15 [6] (0:14.79)	0:14.36 [5] (0:14.36)
Average Speed [km/h]	51.9	48.1	46.0	46.3	45.6	47.3	51.2	50.8	49.6	50.3
Top Speed [km/h]	52.5	50.7	47.8	47.2	46.6	49.6	52.2	51.1	51.3	51.3
Avg. Dist. to Rail [m]	3.3	2.3	3.1	5.1	3.1	2.7	2.8	1.9	3.0	5.9



- [] Ranking at each section and finish
- :-:- No data available at this section
- NA No data available

Horse/Jockey Name	Sans Repos/R J Alfeld
Finish Rank	6
Fastest Section Time (Section)	0:13.92 (800-600)
Top Speed [km/h] (Section)	53.7 (800-600)
Race State	Finished



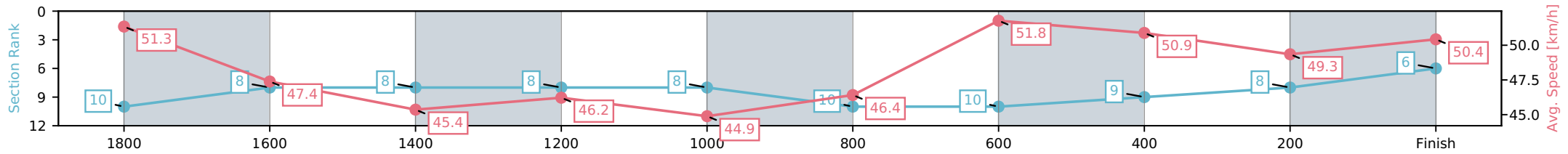
NZ Metropolitan Trotting Club Inc Harness
 Race 5: SUPPORT OUR PINK SHIRT NIGHT FUNDRAISER 15
 MAY MOBILE PACE - 1980m



08 April 2026 - 6:44PM

Weather: Overcast

Section	L1980	L1800	L1600	L1400	L1200	L1000	L800	L600	L400	L200
Section Times	2:28.20 (0:12.55)	2:15.65 [8] (0:15.25)	2:00.40 [8] (0:15.97)	1:44.43 [8] (0:15.58)	1:28.85 [8] (0:16.15)	1:12.70 [10] (0:15.62)	0:57.08 [10] (0:13.92)	0:43.17 [9] (0:14.26)	0:28.91 [8] (0:14.61)	0:14.31 [6] (0:14.31)
Average Speed [km/h]	51.3	47.4	45.4	46.2	44.9	46.4	51.8	50.9	49.3	50.4
Top Speed [km/h]	52.1	49.8	47.6	47.5	47.1	49.4	53.7	53.0	51.6	52.0
Avg. Dist. to Rail [m]	3.3	1.1	1.2	3.0	1.0	1.2	2.3	1.6	0.5	3.5



- [] Ranking at each section and finish
- :-:- No data available at this section
- NA No data available

Horse/Jockey Name	My Ten Guitars/S J Thornley
Finish Rank	7
Fastest Section Time (Section)	0:13.73 (800-600)
Top Speed [km/h] (Section)	53.3 (800-600)
Race State	Finished



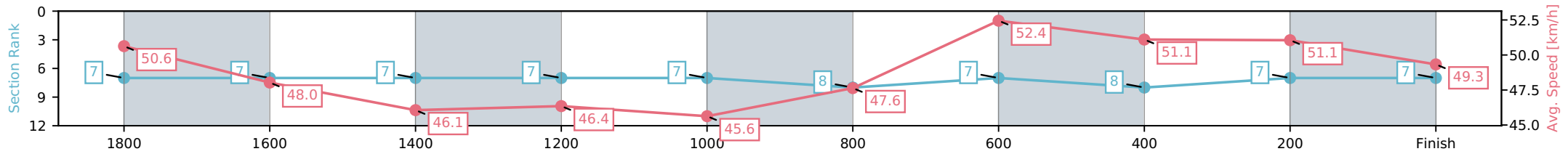
NZ Metropolitan Trotting Club Inc Harness
 Race 5: SUPPORT OUR PINK SHIRT NIGHT FUNDRAISER 15
 MAY MOBILE PACE - 1980m



08 April 2026 - 6:44PM

Weather: Overcast

Section	L1980	L1800	L1600	L1400	L1200	L1000	L800	L600	L400	L200
Section Times	2:28.36 (0:12.37)	2:15.99 [7] (0:15.29)	2:00.70 [7] (0:15.99)	1:44.71 [7] (0:15.53)	1:29.17 [7] (0:16.15)	1:13.02 [8] (0:15.43)	0:57.59 [7] (0:13.73)	0:43.86 [8] (0:14.57)	0:29.29 [7] (0:14.68)	0:14.61 [7] (0:14.61)
Average Speed [km/h]	50.6	48.0	46.1	46.4	45.6	47.6	52.4	51.1	51.1	49.3
Top Speed [km/h]	51.3	50.0	48.3	47.5	46.6	51.6	53.3	51.5	51.5	50.9
Avg. Dist. to Rail [m]	6.3	3.5	3.2	5.0	2.9	3.2	5.3	4.8	6.1	9.2



- [] Ranking at each section and finish
- :-:- No data available at this section
- NA No data available

Horse/Jockey Name	Sweet Dreams/R D Close
Finish Rank	8
Fastest Section Time (Section)	0:13.99 (800-600)
Top Speed [km/h] (Section)	55.3 (1980 - 1800)
Race State	Finished



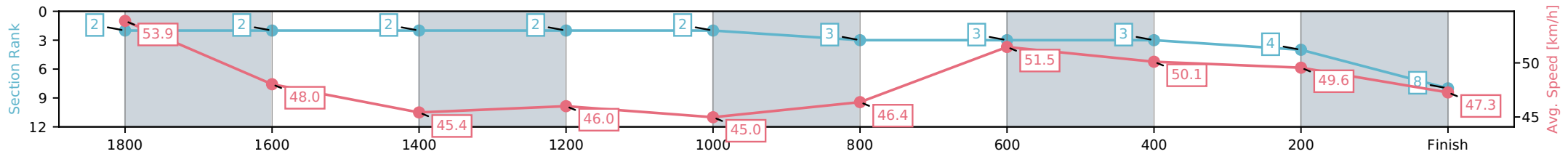
NZ Metropolitan Trotting Club Inc Harness
 Race 5: SUPPORT OUR PINK SHIRT NIGHT FUNDRAISER 15
 MAY MOBILE PACE - 1980m



08 April 2026 - 6:44PM

Weather: Overcast

Section	L1980	L1800	L1600	L1400	L1200	L1000	L800	L600	L400	L200
Section Times	2:28.50 (0:11.56)	2:16.94 [2] (0:15.13)	2:01.81 [2] (0:15.99)	1:45.82 [2] (0:15.66)	1:30.17 [2] (0:16.17)	1:13.99 [3] (0:15.63)	0:58.36 [3] (0:13.99)	0:44.37 [3] (0:14.50)	0:29.86 [4] (0:14.63)	0:15.24 [8] (0:15.24)
Average Speed [km/h]	53.9	48.0	45.4	46.0	45.0	46.4	51.5	50.1	49.6	47.3
Top Speed [km/h]	55.3	51.0	46.8	47.1	46.1	49.7	52.0	51.0	51.3	51.3
Avg. Dist. to Rail [m]	4.7	2.0	1.4	3.2	1.3	1.2	1.7	1.5	1.3	3.0



- [] Ranking at each section and finish
- :-:- No data available at this section
- NA No data available

Horse/Jockey Name	Ivona Dadic/K A Butt
Finish Rank	9
Fastest Section Time (Section)	0:13.97 (800-600)
Top Speed [km/h] (Section)	53.3 (1980 - 1800)
Race State	Finished



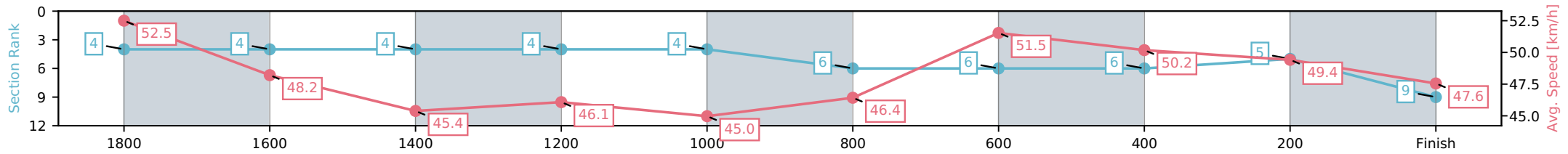
NZ Metropolitan Trotting Club Inc Harness
 Race 5: SUPPORT OUR PINK SHIRT NIGHT FUNDRAISER 15
 MAY MOBILE PACE - 1980m



08 April 2026 - 6:44PM

Weather: Overcast

Section	L1980	L1800	L1600	L1400	L1200	L1000	L800	L600	L400	L200
Section Times	2:28.75 (0:11.95)	2:16.80 [4] (0:15.09)	2:01.71 [4] (0:16.00)	1:45.71 [4] (0:15.62)	1:30.09 [4] (0:16.19)	1:13.90 [6] (0:15.62)	0:58.28 [6] (0:13.97)	0:44.31 [6] (0:14.49)	0:29.82 [5] (0:14.69)	0:15.13 [9] (0:15.13)
Average Speed [km/h]	52.5	48.2	45.4	46.1	45.0	46.4	51.5	50.2	49.4	47.6
Top Speed [km/h]	53.3	51.1	46.5	47.3	46.1	49.3	52.1	50.6	51.0	51.1
Avg. Dist. to Rail [m]	1.9	1.8	1.4	3.1	1.4	1.2	1.8	1.6	1.2	1.1



- [] Ranking at each section and finish
- :-:- No data available at this section
- NA No data available

Horse/Jockey Name	Louis/R T May
Finish Rank	10
Fastest Section Time (Section)	0:13.84 (800-600)
Top Speed [km/h] (Section)	52.8 (800-600)
Race State	Finished



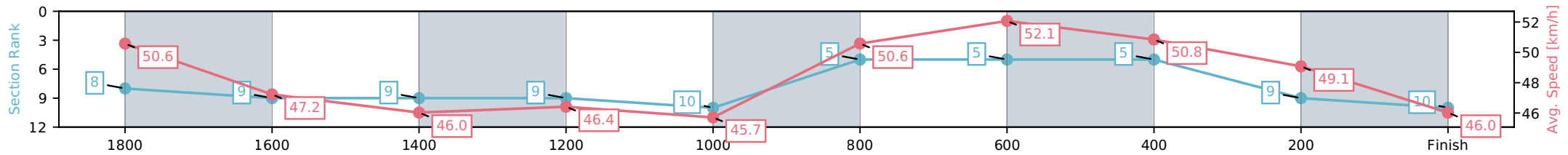
NZ Metropolitan Trotting Club Inc Harness
 Race 5: SUPPORT OUR PINK SHIRT NIGHT FUNDRAISER 15
 MAY MOBILE PACE - 1980m



08 April 2026 - 6:44PM

Weather: Overcast

Section	L1980	L1800	L1600	L1400	L1200	L1000	L800	L600	L400	L200
Section Times	2:29.54 (0:12.41)	2:17.13 [9] (0:15.62)	2:01.51 [9] (0:16.02)	1:45.50 [9] (0:15.51)	1:29.99 [10] (0:16.14)	1:13.84 [5] (0:14.70)	0:59.15 [5] (0:13.84)	0:45.31 [5] (0:14.59)	0:30.72 [9] (0:15.08)	0:15.64 [10] (0:15.64)
Average Speed [km/h]	50.6	47.2	46.0	46.4	45.7	50.6	52.1	50.8	49.1	46.0
Top Speed [km/h]	52.5	49.0	49.0	48.1	46.9	52.1	52.8	51.2	50.3	48.4
Avg. Dist. to Rail [m]	9.9	4.8	3.2	5.3	3.0	4.4	5.2	4.5	4.3	8.2



- [] Ranking at each section and finish
- :-:- No data available at this section
- NA No data available