



NZ Metropolitan Trotting Club Inc Harness

Race 6: ENJOY TRACKSIDE DINING ON PREMIER NIGHT 22 MAY TROT - 2000m

08 April 2026 - 7:18PM

Weather: Overcast



Field Times	2:36.08	2:17.86	2:02.53	1:47.56	1:31.97	1:15.91	0:59.84	0:44.77
(Race Tempo)	(0:18.22)	(0:15.33)	(0:14.97)	(0:15.59)	(0:16.06)	(0:16.07)	(0:15.07)	(0:14.83)

Rank	TAB#	Horse	Overall Time	First 400m	Top Speed km/h (Section)	L2000	L1800	L1600	L1400	L1200	L1000	L800	L600
	(BAR#)	Driver	Margin (DT-W)	Last 600m	Fastest Section (Time)	Start - 1800	1800 - 1600	1600 - 1400	1400 - 1200	1200 - 1000	1000 - 800	800 - 600	600 - 400
1	5	The Merc	2:36.08	0:33.62	50.0 (1600-1400)	2:36.08	2:17.29 [3]	2:02.46 [2]	1:47.56 [1]	1:31.97 [1]	1:15.91 [1]	0:59.84 [1]	0:44.77 [1]
	(5)	C J Dalgety		0:44.78	400-200 (0:14.79)	(0:18.79)	(0:14.83)	(0:14.90)	(0:15.59)	(0:16.06)	(0:16.06)	(0:15.07)	(0:14.83)
2	2	Baffled	2:36.75	0:33.92	50.1 (400-200)	2:36.75	2:18.10 [2]	2:02.83 [3]	1:47.56 [3]	1:31.96 [3]	1:15.89 [3]	0:59.83 [4]	0:44.74 [3]
	(2)	R E Cameron	3.8L (-4)	0:44.75	400-200 (0:14.86)	(0:18.65)	(0:15.27)	(0:15.27)	(0:15.60)	(0:16.07)	(0:16.05)	(0:15.09)	(0:14.94)
3	6	Mode	2:37.19	0:34.28	49.8 (200-0)	2:37.19	2:18.02 [4]	2:02.92 [4]	1:47.57 [4]	1:32.04 [4]	1:15.99 [4]	0:59.93 [6]	0:44.81 [6]
	(6)	W J House	6.4L (-7)	0:44.80	200-0 (0:14.73)	(0:19.18)	(0:15.10)	(0:15.35)	(0:15.53)	(0:16.05)	(0:16.06)	(0:15.12)	(0:15.03)
4	3	Schoemaker	2:37.29	0:35.55	50.9 (400-200)	2:37.29	2:17.46 [8]	2:01.73 [7]	1:46.49 [7]	1:31.33 [7]	1:15.43 [7]	0:59.66 [7]	0:44.64 [7]
	(3)	J W Smith	6.9L (+14)	0:44.64	200-0 (0:14.58)	(0:19.83)	(0:15.72)	(0:15.24)	(0:15.16)	(0:15.90)	(0:15.78)	(0:15.01)	(0:15.28)
5	9	A Reason To Fight	2:37.36	0:35.04	50.5 (400-200)	2:37.36	2:17.76 [6]	2:02.32 [6]	1:46.98 [6]	1:31.77 [6]	1:15.96 [6]	1:00.14 [5]	0:45.05 [5]
	(U2)	R D Close	7.3L (+7)	0:45.05	400-200 (0:14.81)	(0:19.60)	(0:15.44)	(0:15.34)	(0:15.21)	(0:15.81)	(0:15.82)	(0:15.09)	(0:15.26)
6	7	Granny Rose	2:37.67	0:33.55	49.3 (600-400)	2:37.67	2:19.45 [1]	2:04.12 [1]	1:48.82 [2]	1:33.25 [2]	1:17.17 [2]	1:01.10 [2]	0:46.02 [2]
	(7)	M J Williamson	9.1L (-8)	0:46.03	600-400 (0:14.88)	(0:18.22)	(0:15.33)	(0:15.30)	(0:15.57)	(0:16.08)	(0:16.07)	(0:15.08)	(0:14.88)
7	8	Bangkok Betty	2:39.57	0:34.75	51.9 (600-400)	2:39.57	2:20.20 [5]	2:04.82 [5]	1:49.57 [5]	1:34.16 [5]	1:18.36 [5]	1:02.73 [3]	0:47.49 [4]
	(U1)	B N Orange	19.9L (-5)	0:47.50	800-600 (0:15.24)	(0:19.36)	(0:15.39)	(0:15.25)	(0:15.41)	(0:15.80)	(0:15.63)	(0:15.24)	(0:15.44)
8	1	Bluey	2:42.82	0:38.97	51.8 (1200-1000)	2:42.82	2:20.86 [9]	2:03.85 [8]	1:48.94 [8]	1:34.60 [8]	1:20.01 [8]	1:04.67 [8]	0:49.54 [8]
	(1)	S J Thornley	38.5L (-2)	0:49.55	1400-1200 (0:14.34)	(0:21.96)	(0:17.01)	(0:14.91)	(0:14.34)	(0:14.59)	(0:15.34)	(0:15.12)	(0:15.74)
9	4	Night Life	2:44.44	0:39.44	50.4 (1200-1000)	2:44.44	2:24.69 [7]	2:05.00 [9]	1:49.56 [9]	1:35.12 [9]	1:20.36 [9]	1:05.55 [9]	0:50.16 [9]
	(4)	S W Hill	47.7L (-7)	0:50.17	1400-1200 (0:14.44)	(0:19.75)	(0:19.69)	(0:15.44)	(0:14.44)	(0:14.75)	(0:14.81)	(0:15.39)	(0:18.34)

Report Created: Wed 08 April 2026

(Note: Races are conducted over an approximate distance as close as possible to the advertised distance, and recorded data may vary accordingly. Official times refer to race times only and do not include handicap times.)

[] Position in running at each section and finish TAB# Saddle cloth number

[] Fastest split

-:--:-- No data available at this section

BAR# Barrier/Gate Position

■ Fastest section

NA No data available

DNF Did not finish

DNT Did not track

DT-W Distance travelled compared to winner in metres



NZ Metropolitan Trotting Club Inc Harness

Race 6: ENJOY TRACKSIDE DINING ON PREMIER NIGHT 22 MAY TROT - 2000m

08 April 2026 - 7:18PM

Weather: Overcast



Field Times 0:29.95 0:15.16
(Race Tempo) (0:14.79) (0:15.16)

Rank	TAB#	Horse	Overall Time	First 400m	Top Speed km/h (Section)	L400	L200							
	(BAR#)	Driver	Margin (DT-W)	Last 600m	Fastest Section (Time)	400 - 200	200 - Finish							
1	5	The Merc	2:36.08	0:33.62	50.0 (1600-1400)	0:29.95 [1]	0:15.16 [1]							
	(5)	C J Dalgety		0:44.78	400-200 (0:14.79)	(0:14.79)	(0:15.16)							
2	2	Baffled	2:36.75	0:33.92	50.1 (400-200)	0:29.80 [3]	0:14.95 [3]							
	(2)	R E Cameron	3.8L (-4)	0:44.75	400-200 (0:14.86)	(0:14.86)	(0:14.95)							
3	6	Mode	2:37.19	0:34.28	49.8 (200-0)	0:29.78 [4]	0:14.73 [5]							
	(6)	W J House	6.4L (-7)	0:44.80	200-0 (0:14.73)	(0:15.04)	(0:14.73)							
4	3	Schoemaker	2:37.29	0:35.55	50.9 (400-200)	0:29.36 [7]	0:14.58 [6]							
	(3)	J W Smith	6.9L (+14)	0:44.64	200-0 (0:14.58)	(0:14.78)	(0:14.58)							
5	9	A Reason To Fight	2:37.36	0:35.04	50.5 (400-200)	0:29.80 [6]	0:14.98 [4]							
	(U2)	R D Close	7.3L (+7)	0:45.05	400-200 (0:14.81)	(0:14.81)	(0:14.98)							
6	7	Granny Rose	2:37.67	0:33.55	49.3 (600-400)	0:31.15 [2]	0:15.99 [2]							
	(7)	M J Williamson	9.1L (-8)	0:46.03	600-400 (0:14.88)	(0:15.16)	(0:15.99)							
7	8	Bangkok Betty	2:39.57	0:34.75	51.9 (600-400)	0:32.05 [5]	0:16.10 [7]							
	(U1)	B N Orange	19.9L (-5)	0:47.50	800-600 (0:15.24)	(0:15.96)	(0:16.10)							
8	1	Bluey	2:42.82	0:38.97	51.8 (1200-1000)	0:33.81 [8]	0:16.96 [8]							
	(1)	S J Thornley	38.5L (-2)	0:49.55	1400-1200 (0:14.34)	(0:16.85)	(0:16.96)							
9	4	Night Life	2:44.44	0:39.44	50.4 (1200-1000)	0:31.82 [9]	0:15.92 [9]							
	(4)	S W Hill	47.7L (-7)	0:50.17	1400-1200 (0:14.44)	(0:15.91)	(0:15.92)							

Report Created: Wed 08 April 2026

(Note: Races are conducted over an approximate distance as close as possible to the advertised distance, and recorded data may vary accordingly. Official times refer to race times only and do not include handicap times.)

[] Position in running at each section and finish TAB# Saddle cloth number

-:--:-- No data available at this section

NA No data available

DNT Did not track

BAR# Barrier/Gate Position

DNF Did not finish

DT-W Distance travelled compared to winner in metres

Fastest split

Fastest section

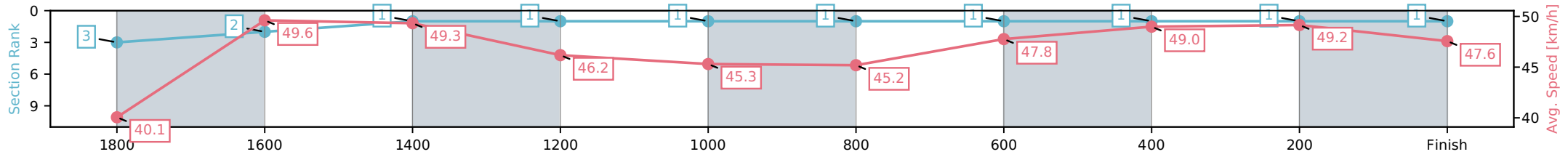
Horse/Jockey Name	The Merc/C J Dalgety
Finish Rank	1
Fastest Section Time (Section)	0:14.79 (400-200)
Top Speed [km/h] (Section)	50.0 (1600-1400)
Race State	Finished



NZ Metropolitan Trotting Club Inc Harness
 Race 6: ENJOY TRACKSIDE DINING ON PREMIER NIGHT 22
 MAY TROT - 2000m
 08 April 2026 - 7:18PM
 Weather: Overcast



Section	L2000	L1800	L1600	L1400	L1200	L1000	L800	L600	L400	L200
Section Times	2:36.08 (0:18.79)	2:17.29 [2] (0:14.83)	2:02.46 [1] (0:14.90)	1:47.56 [1] (0:15.59)	1:31.97 [1] (0:16.06)	1:15.91 [1] (0:16.06)	0:59.84 [1] (0:15.07)	0:44.77 [1] (0:14.83)	0:29.95 [1] (0:14.79)	0:15.16 [1] (0:15.16)
Average Speed [km/h]	40.1	49.6	49.3	46.2	45.3	45.2	47.8	49.0	49.2	47.6
Top Speed [km/h]	49.2	49.8	50.0	47.8	46.0	46.0	49.3	49.4	49.4	48.8
Avg. Dist. to Rail [m]	8.9	4.0	2.9	4.3	1.4	1.3	1.8	1.4	1.9	5.3



[] Ranking at each section and finish
 -:-:- No data available at this section
 NA No data available

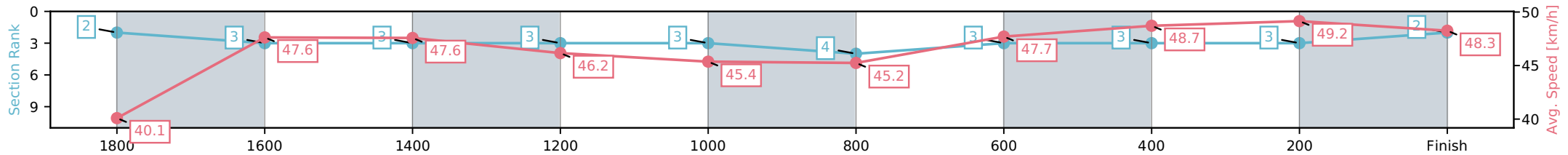
Horse/Jockey Name	Baffled/R E Cameron
Finish Rank	2
Fastest Section Time (Section)	0:14.86 (400-200)
Top Speed [km/h] (Section)	50.1 (400-200)
Race State	Finished



NZ Metropolitan Trotting Club Inc Harness
 Race 6: ENJOY TRACKSIDE DINING ON PREMIER NIGHT 22
 MAY TROT - 2000m
 08 April 2026 - 7:18PM
 Weather: Overcast



Section	L2000	L1800	L1600	L1400	L1200	L1000	L800	L600	L400	L200
Section Times	2:36.75 (0:18.65)	2:18.10 [3] (0:15.27)	2:02.83 [3] (0:15.27)	1:47.56 [3] (0:15.60)	1:31.96 [3] (0:16.07)	1:15.89 [4] (0:16.05)	0:59.83 [3] (0:15.09)	0:44.74 [3] (0:14.94)	0:29.80 [3] (0:14.86)	0:14.95 [2] (0:14.95)
Average Speed [km/h]	40.1	47.6	47.6	46.2	45.4	45.2	47.7	48.7	49.2	48.3
Top Speed [km/h]	48.1	48.3	47.9	47.6	45.8	46.2	49.0	49.0	50.1	49.8
Avg. Dist. to Rail [m]	5.2	2.2	1.6	4.8	1.6	1.5	2.4	1.8	2.7	7.6



[] Ranking at each section and finish
 -:-:- No data available at this section
 NA No data available

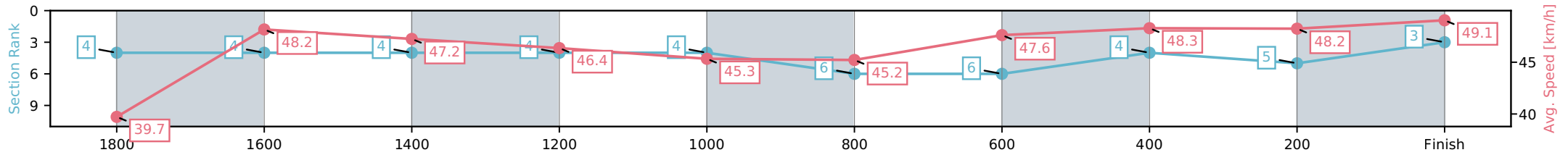
Horse/Jockey Name	Mode/W J House
Finish Rank	3
Fastest Section Time (Section)	0:14.73 (200-0)
Top Speed [km/h] (Section)	49.8 (200-0)
Race State	Finished



NZ Metropolitan Trotting Club Inc Harness
 Race 6: ENJOY TRACKSIDE DINING ON PREMIER NIGHT 22
 MAY TROT - 2000m
 08 April 2026 - 7:18PM
 Weather: Overcast



Section	L2000	L1800	L1600	L1400	L1200	L1000	L800	L600	L400	L200
Section Times	2:37.19 (0:19.18)	2:18.02 [4] (0:15.10)	2:02.92 [4] (0:15.35)	1:47.57 [4] (0:15.53)	1:32.04 [4] (0:16.05)	1:15.99 [6] (0:16.06)	0:59.93 [6] (0:15.12)	0:44.81 [4] (0:15.03)	0:29.78 [5] (0:15.04)	0:14.73 [3] (0:14.73)
Average Speed [km/h]	39.7	48.2	47.2	46.4	45.3	45.2	47.6	48.3	48.2	49.1
Top Speed [km/h]	49.6	49.7	48.0	47.9	45.8	46.2	48.8	48.8	48.6	49.8
Avg. Dist. to Rail [m]	11.1	2.4	1.3	4.8	1.5	1.4	2.3	1.6	1.5	5.9



- [] Ranking at each section and finish
- :-:- No data available at this section
- NA No data available

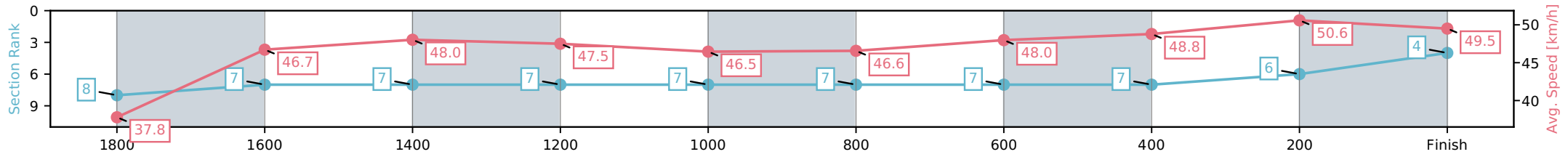
Horse/Jockey Name	Schoemaker/J W Smith
Finish Rank	4
Fastest Section Time (Section)	0:14.58 (200-0)
Top Speed [km/h] (Section)	50.9 (400-200)
Race State	Finished



NZ Metropolitan Trotting Club Inc Harness
 Race 6: ENJOY TRACKSIDE DINING ON PREMIER NIGHT 22
 MAY TROT - 2000m
 08 April 2026 - 7:18PM
 Weather: Overcast



Section	L2000	L1800	L1600	L1400	L1200	L1000	L800	L600	L400	L200
Section Times	2:37.29 (0:19.83)	2:17.46 [7] (0:15.72)	2:01.73 [7] (0:15.24)	1:46.49 [7] (0:15.16)	1:31.33 [7] (0:15.90)	1:15.43 [7] (0:15.78)	0:59.66 [7] (0:15.01)	0:44.64 [7] (0:15.28)	0:29.36 [6] (0:14.78)	0:14.58 [4] (0:14.58)
Average Speed [km/h]	37.8	46.7	48.0	47.5	46.5	46.6	48.0	48.8	50.6	49.5
Top Speed [km/h]	48.3	48.3	49.1	49.7	47.1	48.5	48.7	50.1	50.9	50.7
Avg. Dist. to Rail [m]	6.6	3.8	2.4	7.1	3.2	3.1	4.4	4.7	5.7	11.4



[] Ranking at each section and finish
 -:-:- No data available at this section
 NA No data available

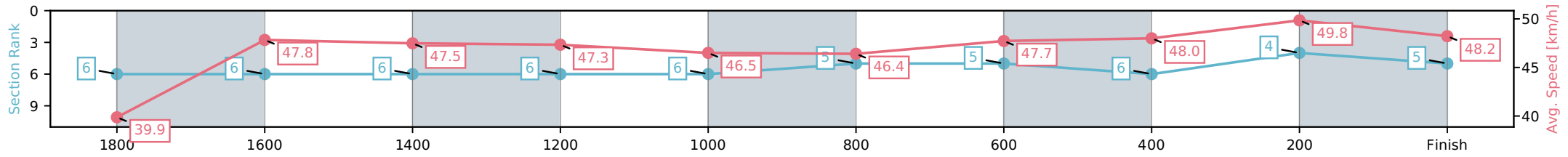
Horse/Jockey Name	A Reason To Fight/R D Close
Finish Rank	5
Fastest Section Time (Section)	0:14.81 (400-200)
Top Speed [km/h] (Section)	50.5 (400-200)
Race State	Finished



NZ Metropolitan Trotting Club Inc Harness
 Race 6: ENJOY TRACKSIDE DINING ON PREMIER NIGHT 22
 MAY TROT - 2000m
 08 April 2026 - 7:18PM
 Weather: Overcast



Section	L2000	L1800	L1600	L1400	L1200	L1000	L800	L600	L400	L200
Section Times	2:37.36 (0:19.60)	2:17.76 [6] (0:15.44)	2:02.32 [6] (0:15.34)	1:46.98 [6] (0:15.21)	1:31.77 [6] (0:15.81)	1:15.96 [5] (0:15.82)	1:00.14 [5] (0:15.09)	0:45.05 [6] (0:15.26)	0:29.80 [4] (0:14.81)	0:14.98 [5] (0:14.98)
Average Speed [km/h]	39.9	47.8	47.5	47.3	46.5	46.4	47.7	48.0	49.8	48.2
Top Speed [km/h]	48.4	48.3	48.1	48.3	47.0	48.0	48.5	49.2	50.5	50.1
Avg. Dist. to Rail [m]	16.7	5.0	1.7	5.9	2.7	2.9	3.7	2.6	4.1	9.0



[] Ranking at each section and finish
 -:-:- No data available at this section
 NA No data available

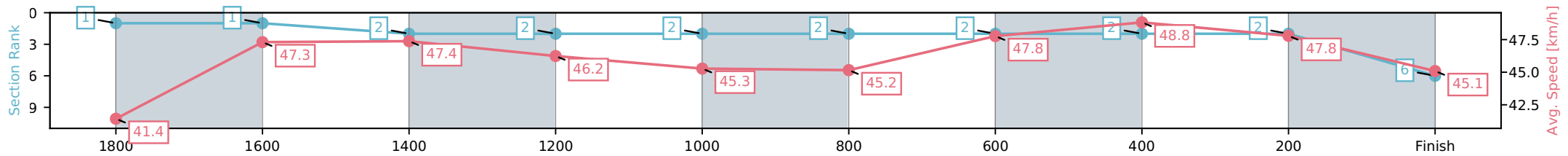
Horse/Jockey Name	Granny Rose/M J Williamson
Finish Rank	6
Fastest Section Time (Section)	0:14.88 (600-400)
Top Speed [km/h] (Section)	49.3 (600-400)
Race State	Finished



NZ Metropolitan Trotting Club Inc Harness
 Race 6: ENJOY TRACKSIDE DINING ON PREMIER NIGHT 22
 MAY TROT - 2000m
 08 April 2026 - 7:18PM
 Weather: Overcast



Section	L2000	L1800	L1600	L1400	L1200	L1000	L800	L600	L400	L200
Section Times	2:37.67 (0:18.22)	2:19.45 [1] (0:15.33)	2:04.12 [2] (0:15.30)	1:48.82 [2] (0:15.57)	1:33.25 [2] (0:16.08)	1:17.17 [2] (0:16.07)	1:01.10 [2] (0:15.08)	0:46.02 [2] (0:14.88)	0:31.15 [2] (0:15.16)	0:15.99 [6] (0:15.99)
Average Speed [km/h]	41.4	47.3	47.4	46.2	45.3	45.2	47.8	48.8	47.8	45.1
Top Speed [km/h]	48.5	48.4	48.0	47.4	45.7	46.0	49.0	49.3	48.4	47.2
Avg. Dist. to Rail [m]	10.8	1.9	1.3	4.4	1.5	1.4	2.1	1.5	1.3	4.6



[] Ranking at each section and finish
 -:-:- No data available at this section
 NA No data available

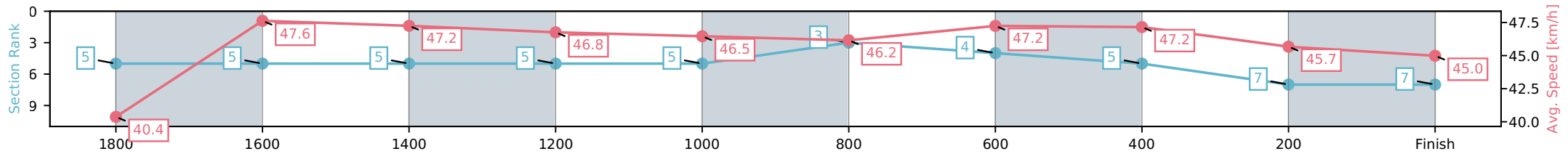
Horse/Jockey Name	Bangkok Betty/B N Orange
Finish Rank	7
Fastest Section Time (Section)	0:15.24 (800-600)
Top Speed [km/h] (Section)	51.9 (600-400)
Race State	Finished



NZ Metropolitan Trotting Club Inc Harness
 Race 6: ENJOY TRACKSIDE DINING ON PREMIER NIGHT 22
 MAY TROT - 2000m
 08 April 2026 - 7:18PM
 Weather: Overcast



Section	L2000	L1800	L1600	L1400	L1200	L1000	L800	L600	L400	L200
Section Times	2:39.57 (0:19.36)	2:20.20 [5] (0:15.39)	2:04.82 [5] (0:15.25)	1:49.57 [5] (0:15.41)	1:34.16 [5] (0:15.80)	1:18.36 [3] (0:15.63)	1:02.73 [4] (0:15.24)	0:47.49 [5] (0:15.44)	0:32.05 [7] (0:15.96)	0:16.10 [7] (0:16.10)
Average Speed [km/h]	40.4	47.6	47.2	46.8	46.5	46.2	47.2	47.2	45.7	45.0
Top Speed [km/h]	49.4	48.6	47.4	47.1	47.6	47.4	48.2	51.9	46.6	45.6
Avg. Dist. to Rail [m]	14.2	4.1	0.5	6.1	2.5	0.9	2.6	2.1	2.4	9.2



- [] Ranking at each section and finish
- :-:- No data available at this section
- NA No data available

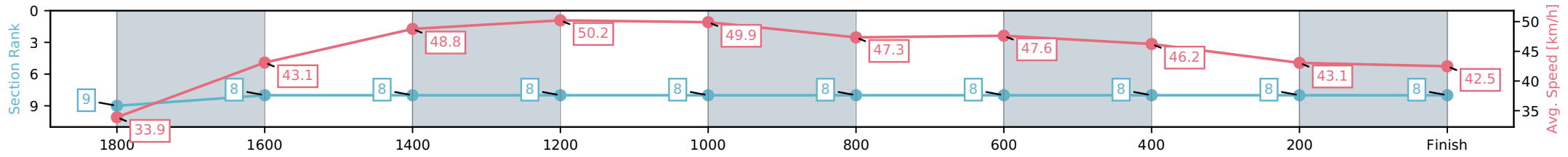
Horse/Jockey Name	Bluey/S J Thornley
Finish Rank	8
Fastest Section Time (Section)	0:14.34 (1400-1200)
Top Speed [km/h] (Section)	51.8 (1200-1000)
Race State	Finished



NZ Metropolitan Trotting Club Inc Harness
 Race 6: ENJOY TRACKSIDE DINING ON PREMIER NIGHT 22
 MAY TROT - 2000m
 08 April 2026 - 7:18PM
 Weather: Overcast



Section	L2000	L1800	L1600	L1400	L1200	L1000	L800	L600	L400	L200
Section Times	2:42.82 (0:21.96)	2:20.86 [8] (0:17.01)	2:03.85 [8] (0:14.91)	1:48.94 [8] (0:14.34)	1:34.60 [8] (0:14.59)	1:20.01 [8] (0:15.34)	1:04.67 [8] (0:15.12)	0:49.54 [8] (0:15.74)	0:33.81 [8] (0:16.85)	0:16.96 [8] (0:16.96)
Average Speed [km/h]	33.9	43.1	48.8	50.2	49.9	47.3	47.6	46.2	43.1	42.5
Top Speed [km/h]	41.5	46.9	49.7	51.3	51.8	49.0	48.3	47.5	44.9	43.1
Avg. Dist. to Rail [m]	2.8	2.7	1.6	6.2	1.5	1.6	3.3	1.9	1.6	5.5



[] Ranking at each section and finish
 -:-:- No data available at this section
 NA No data available

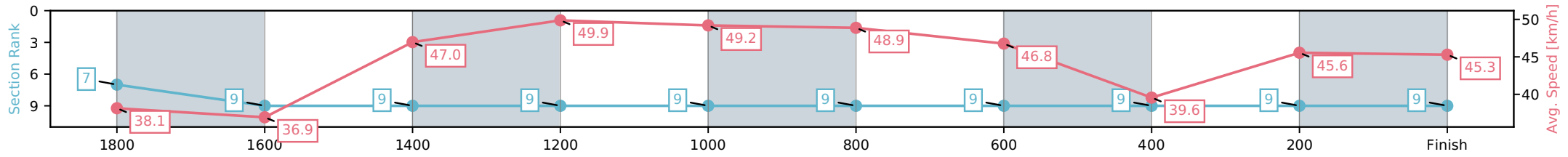
Horse/Jockey Name	Night Life/S W Hill
Finish Rank	9
Fastest Section Time (Section)	0:14.44 (1400-1200)
Top Speed [km/h] (Section)	50.4 (1200-1000)
Race State	Finished



NZ Metropolitan Trotting Club Inc Harness
 Race 6: ENJOY TRACKSIDE DINING ON PREMIER NIGHT 22
 MAY TROT - 2000m
 08 April 2026 - 7:18PM
 Weather: Overcast



Section	L2000	L1800	L1600	L1400	L1200	L1000	L800	L600	L400	L200
Section Times	2:44.44 (0:19.75)	2:24.69 [9] (0:19.69)	2:05.00 [9] (0:15.44)	1:49.56 [9] (0:14.44)	1:35.12 [9] (0:14.75)	1:20.36 [9] (0:14.81)	1:05.55 [9] (0:15.39)	0:50.16 [9] (0:18.34)	0:31.82 [9] (0:15.91)	0:15.92 [9] (0:15.92)
Average Speed [km/h]	38.1	36.9	47.0	49.9	49.2	48.9	46.8	39.6	45.6	45.3
Top Speed [km/h]	47.0	42.5	50.3	50.3	50.4	49.4	48.9	43.5	46.8	46.1
Avg. Dist. to Rail [m]	6.9	1.7	1.2	5.9	1.1	1.1	2.5	1.4	1.3	3.9



[] Ranking at each section and finish
 -:-:- No data available at this section
 NA No data available