



NZ Metropolitan Trotting Club Inc Harness

Race 1: RICOH HANDICAP PACE - 2600m

10 April 2026 - 5:33PM

Weather: Cloudy



Field Times	3:15.13	2:58.43	2:44.06	2:29.82	2:14.74	1:59.55	1:43.75	1:28.26
(Race Tempo)	(0:16.70)	(0:14.37)	(0:14.24)	(0:15.08)	(0:15.19)	(0:15.80)	(0:15.48)	(0:15.21)

Rank	TAB#	Horse	Overall Time	First 400m	Top Speed km/h (Section)	L2600	L2400	L2200	L2000	L1800	L1600	L1400	L1200
	(BAR#)	Driver	Margin (DT-W)	Last 600m	Fastest Section (Time)	Start - 2400	2400 - 2200	2200 - 2000	2000 - 1800	1800 - 1600	1600 - 1400	1400 - 1200	1200 - 1000
1	4	Bettor Be Sharp	3:15.13	0:31.23	52.9 (600-400)	3:15.13	2:58.43 [1]	2:43.91 [2]	2:29.48 [3]	2:14.44 [3]	1:59.26 [3]	1:43.46 [3]	1:27.97 [4]
	(4)	S E O'Reilly		0:42.45	200-0 (0:14.01)	(0:16.70)	(0:14.53)	(0:14.42)	(0:15.04)	(0:15.18)	(0:15.80)	(0:15.49)	(0:15.20)
2	8	Mystery Beach	3:15.16	0:31.90	53.3 (2200-2000)	3:15.16	2:57.26 [6]	2:43.26 [6]	2:29.25 [5]	2:14.25 [4]	1:59.10 [5]	1:43.34 [4]	1:27.78 [6]
	(4)	G N Thornley	0.2L (+15)	0:43.06	2400-2200 (0:14.00)	(0:17.90)	(0:14.00)	(0:14.02)	(0:15.00)	(0:15.14)	(0:15.76)	(0:15.56)	(0:15.31)
3	6	The Coalman	3:15.17	0:32.23	53.8 (2400-2200)	3:15.17	2:56.86 [7]	2:42.94 [7]	2:28.84 [7]	2:13.86 [6]	1:58.81 [6]	1:43.11 [6]	1:27.49 [7]
	(2)	S J Ottley	0.2L (+10)	0:42.70	600-400 (0:13.86)	(0:18.31)	(0:13.92)	(0:14.10)	(0:14.98)	(0:15.05)	(0:15.70)	(0:15.63)	(0:15.28)
4	5	Teds Legacy	3:15.85	0:32.48	52.8 (2600 - 2400)	3:15.85	2:57.53 [8]	2:43.37 [8]	2:29.03 [9]	2:13.95 [9]	1:58.91 [9]	1:43.42 [9]	1:28.80 [2]
	(1)	J F Curtin	4.1L (+8)	0:44.22	2400-2200 (0:14.16)	(0:18.32)	(0:14.16)	(0:14.34)	(0:15.08)	(0:15.04)	(0:15.50)	(0:14.62)	(0:15.05)
5	1	Goorambat Art	3:16.12	0:31.49	52.8 (2600 - 2400)	3:16.12	2:59.07 [2]	2:44.62 [4]	2:30.23 [4]	2:15.10 [5]	2:00.15 [4]	1:44.27 [5]	1:28.74 [5]
	(1)	O G Thornley	5.7L (-8)	0:43.16	600-400 (0:14.10)	(0:17.05)	(0:14.44)	(0:14.39)	(0:15.14)	(0:14.94)	(0:15.88)	(0:15.53)	(0:15.38)
6	9	Commander Ben	3:16.19	0:31.35	54.2 (2200-2000)	3:16.19	2:58.84 [4]	2:44.85 [3]	2:30.61 [2]	2:15.62 [2]	2:00.43 [2]	1:44.70 [2]	1:29.13 [3]
	(5)	S J Thornley	6.1L (+12)	0:44.23	2400-2200 (0:13.99)	(0:17.36)	(0:13.99)	(0:14.24)	(0:14.99)	(0:15.18)	(0:15.74)	(0:15.56)	(0:15.35)
7	7	Tempo Warrior	3:16.44	0:32.59	55.2 (2400-2200)	3:16.44	2:57.75 [9]	2:43.85 [9]	2:29.80 [8]	2:14.87 [8]	1:59.79 [8]	1:44.04 [8]	1:28.44 [9]
	(3)	D M Williams	7.5L (+23)	0:43.74	2400-2200 (0:13.90)	(0:18.69)	(0:13.90)	(0:14.05)	(0:14.92)	(0:15.09)	(0:15.75)	(0:15.59)	(0:15.28)
8	3	Delightful Dreams	3:16.63	0:31.82	53.2 (2600 - 2400)	3:16.63	2:59.04 [5]	2:44.81 [5]	2:30.40 [6]	2:15.32 [7]	2:00.16 [7]	1:44.36 [7]	1:28.87 [8]
	(3)	M J Williamson	8.6L (-1)	0:43.29	2400-2200 (0:14.23)	(0:17.59)	(0:14.23)	(0:14.41)	(0:15.08)	(0:15.16)	(0:15.80)	(0:15.49)	(0:15.19)
9	10	Captain Kobe	3:16.85	0:33.79	53.7 (2400-2200)	3:16.85	2:56.90 [10]	2:43.06 [10]	2:28.97 [10]	2:14.54 [10]	1:59.78 [10]	1:44.27 [10]	1:28.74 [10]
	(6)	W J House	9.9L (+4)	0:43.80	2400-2200 (0:13.84)	(0:19.95)	(0:13.84)	(0:14.09)	(0:14.44)	(0:14.75)	(0:15.51)	(0:15.53)	(0:15.21)
10	2	Joyride(AUS)	3:28.59	0:31.06	53.7 (2400-2200)	3:28.59	3:11.53 [3]	2:57.52 [1]	2:43.28 [1]	2:28.20 [1]	2:13.01 [1]	1:57.20 [1]	1:41.72 [1]
	(2)	R J Butt	76.9L (-3)	0:56.15	2400-2200 (0:14.00)	(0:17.06)	(0:14.00)	(0:14.24)	(0:15.08)	(0:15.19)	(0:15.80)	(0:15.48)	(0:15.21)

Report Created: Fri 10 April 2026

(Note: Races are conducted over an approximate distance as close as possible to the advertised distance, and recorded data may vary accordingly. Official times refer to race times only and do not include handicap times.)

[] Position in running at each section and finish TAB# Saddle cloth number

[] Fastest split

-:--:-- No data available at this section

BAR# Barrier/Gate Position

[█] Fastest section

NA No data available

DNF Did not finish

DNT Did not track

DT-W Distance travelled compared to winner in metres



NZ Metropolitan Trotting Club Inc Harness

Race 1: RICOH HANDICAP PACE - 2600m

10 April 2026 - 5:33PM

Weather: Cloudy



Field Times
(Race Tempo)

1:13.05 (0:15.01) 0:58.05 (0:14.55) 0:43.50 (0:14.49) 0:29.01 (0:14.60) 0:14.41 (0:14.41)

Rank	TAB#	Horse	Overall Time	First 400m	Top Speed km/h (Section)	L1000	L800	L600	L400	L200			
	(BAR#)	Driver	Margin (DT-W)	Last 600m	Fastest Section (Time)	1000 - 800	800 - 600	600 - 400	400 - 200	200 - Finish			
1	4	Bettor Be Sharp	3:15.13	0:31.23	52.9 (600-400)	1:12.77 [3]	0:57.55 [4]	0:42.45 [6]	0:28.42 [5]	0:14.01 [4]			
	(4)	S E O'Reilly		0:42.45	200-0 (0:14.01)	(0:15.22)	(0:15.10)	(0:14.03)	(0:14.41)	(0:14.01)			
2	8	Mystery Beach	3:15.16	0:31.90	53.3 (2200-2000)	1:12.47 [5]	0:57.43 [5]	0:43.06 [3]	0:29.04 [1]	0:14.44 [1]			
	(4)	G N Thornley	0.2L (+15)	0:43.06	2400-2200 (0:14.00)	(0:15.04)	(0:14.37)	(0:14.02)	(0:14.60)	(0:14.44)			
3	6	The Coalman	3:15.17	0:32.23	53.8 (2400-2200)	1:12.21 [8]	0:57.08 [7]	0:42.70 [5]	0:28.84 [3]	0:14.44 [2]			
	(2)	S J Ottley	0.2L (+10)	0:42.70	600-400 (0:13.86)	(0:15.13)	(0:14.38)	(0:13.86)	(0:14.40)	(0:14.44)			
4	5	Teds Legacy	3:15.85	0:32.48	52.8 (2600 - 2400)	1:13.75 [2]	0:58.76 [1]	0:44.22 [1]	0:29.73 [2]	0:14.88 [3]			
	(1)	J F Curtin	4.1L (+8)	0:44.22	2400-2200 (0:14.16)	(0:14.98)	(0:14.55)	(0:14.49)	(0:14.85)	(0:14.88)			
5	1	Goorambat Art	3:16.12	0:31.49	52.8 (2600 - 2400)	1:13.36 [6]	0:58.28 [6]	0:43.15 [8]	0:29.06 [7]	0:14.39 [7]			
	(1)	O G Thornley	5.7L (-8)	0:43.16	600-400 (0:14.10)	(0:15.09)	(0:15.12)	(0:14.10)	(0:14.67)	(0:14.39)			
6	9	Commander Ben	3:16.19	0:31.35	54.2 (2200-2000)	1:13.78 [4]	0:58.76 [3]	0:44.22 [2]	0:29.77 [4]	0:14.93 [5]			
	(5)	S J Thornley	6.1L (+12)	0:44.23	2400-2200 (0:13.99)	(0:15.02)	(0:14.54)	(0:14.45)	(0:14.85)	(0:14.93)			
7	7	Tempo Warrior	3:16.44	0:32.59	55.2 (2400-2200)	1:13.17 [9]	0:58.08 [9]	0:43.74 [7]	0:29.66 [6]	0:14.94 [6]			
	(3)	D M Williams	7.5L (+23)	0:43.74	2400-2200 (0:13.90)	(0:15.08)	(0:14.34)	(0:14.08)	(0:14.72)	(0:14.94)			
8	3	Delightful Dreams	3:16.63	0:31.82	53.2 (2600 - 2400)	1:13.68 [7]	0:58.46 [8]	0:43.30 [10]	0:28.92 [9]	0:14.67 [8]			
	(3)	M J Williamson	8.6L (-1)	0:43.29	2400-2200 (0:14.23)	(0:15.22)	(0:15.16)	(0:14.38)	(0:14.24)	(0:14.67)			
9	10	Captain Kobe	3:16.85	0:33.79	53.7 (2400-2200)	1:13.54 [10]	0:58.36 [10]	0:43.80 [9]	0:29.35 [8]	0:14.66 [9]			
	(6)	W J House	9.9L (+4)	0:43.80	2400-2200 (0:13.84)	(0:15.17)	(0:14.56)	(0:14.45)	(0:14.69)	(0:14.66)			
10	2	Joyride(AUS)	3:28.59	0:31.06	53.7 (2400-2200)	1:26.51 [1]	1:11.30 [2]	0:56.14 [4]	0:40.20 [10]	0:20.51 [10]			
	(2)	R J Butt	76.9L (-3)	0:56.15	2400-2200 (0:14.00)	(0:15.21)	(0:15.16)	(0:15.95)	(0:19.69)	(0:20.51)			

Report Created: Fri 10 April 2026

(Note: Races are conducted over an approximate distance as close as possible to the advertised distance, and recorded data may vary accordingly. Official times refer to race times only and do not include handicap times.)

[] Position in running at each section and finish TAB# Saddle cloth number

-:--:-- No data available at this section

NA No data available

DNT Did not track

BAR# Barrier/Gate Position

DNF Did not finish

DT-W Distance travelled compared to winner in metres

Fastest split

Fastest section

Horse/Jockey Name	Bettor Be Sharp/S E O'Reilly
Finish Rank	1
Fastest Section Time (Section)	0:14.01 (200-0)
Top Speed [km/h] (Section)	52.9 (600-400)
Race State	Finished



NZ Metropolitan Trotting Club Inc Harness

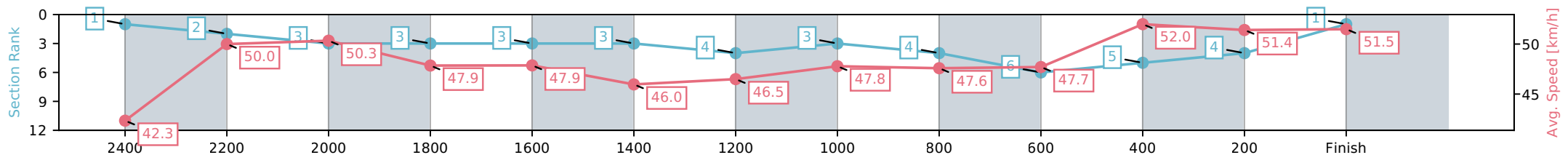
Race 1: RICOH HANDICAP PACE - 2600m

10 April 2026 - 5:33PM

Weather: Cloudy



Section	L2600	L2400	L2200	L2000	L1800	L1600	L1400	L1200	L1000	L800	L600	L400	L200
Section Times	3:15.13 (0:16.70)	2:58.43 [2] (0:14.53)	2:43.91 [3] (0:14.42)	2:29.48 [3] (0:15.04)	2:14.44 [3] (0:15.18)	1:59.26 [3] (0:15.80)	1:43.46 [4] (0:15.49)	1:27.97 [3] (0:15.20)	1:12.77 [4] (0:15.22)	0:57.55 [6] (0:15.10)	0:42.45 [5] (0:14.03)	0:28.42 [4] (0:14.41)	0:14.01 [1] (0:14.01)
Average Speed [km/h]	42.3	50.0	50.3	47.9	47.9	46.0	46.5	47.8	47.6	47.7	52.0	51.4	51.5
Top Speed [km/h]	51.4	51.2	52.0	49.3	48.8	46.5	47.1	49.1	49.5	48.9	52.9	52.4	51.9
Avg. Dist. to Rail [m]	6.1	1.3	1.3	0.8	1.4	1.3	3.1	1.2	1.0	1.1	2.0	4.7	8.0



[] Ranking at each section and finish
 -:-:- No data available at this section
 NA No data available

Horse/Jockey Name	Mystery Beach/G N Thornley
Finish Rank	2
Fastest Section Time (Section)	0:14.00 (2400-2200)
Top Speed [km/h] (Section)	53.3 (2200-2000)
Race State	Finished



NZ Metropolitan Trotting Club Inc Harness

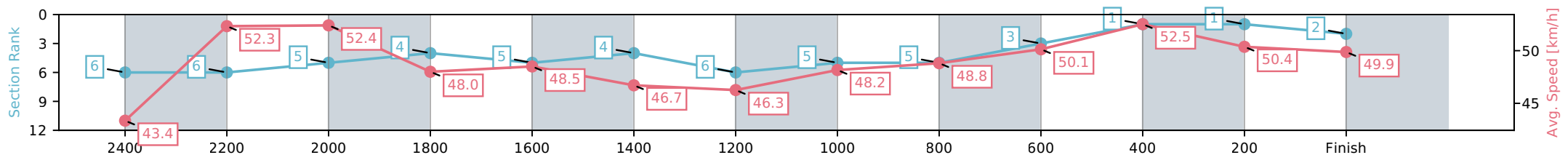
Race 1: RICOH HANDICAP PACE - 2600m

10 April 2026 - 5:33PM

Weather: Cloudy



Section	L2600	L2400	L2200	L2000	L1800	L1600	L1400	L1200	L1000	L800	L600	L400	L200
Section Times	3:15.16 (0:17.90)	2:57.26 [6] (0:14.00)	2:43.26 [5] (0:14.02)	2:29.25 [4] (0:15.00)	2:14.25 [5] (0:15.14)	1:59.10 [4] (0:15.76)	1:43.34 [6] (0:15.56)	1:27.78 [5] (0:15.31)	1:12.47 [5] (0:15.04)	0:57.43 [3] (0:14.37)	0:43.06 [1] (0:14.02)	0:29.04 [1] (0:14.60)	0:14.44 [2] (0:14.44)
Average Speed [km/h]	43.4	52.3	52.4	48.0	48.5	46.7	46.3	48.2	48.8	50.1	52.5	50.4	49.9
Top Speed [km/h]	53.0	53.1	53.3	50.2	49.3	47.3	47.1	50.1	50.3	51.5	52.9	52.1	50.8
Avg. Dist. to Rail [m]	7.3	2.2	2.8	2.6	3.1	2.9	4.8	3.0	2.7	3.3	3.4	3.2	4.0



[] Ranking at each section and finish
 -:-:- No data available at this section
 NA No data available

Horse/Jockey Name	The Coalman/S J Ottley
Finish Rank	3
Fastest Section Time (Section)	0:13.86 (600-400)
Top Speed [km/h] (Section)	53.8 (2400-2200)
Race State	Finished



NZ Metropolitan Trotting Club Inc Harness

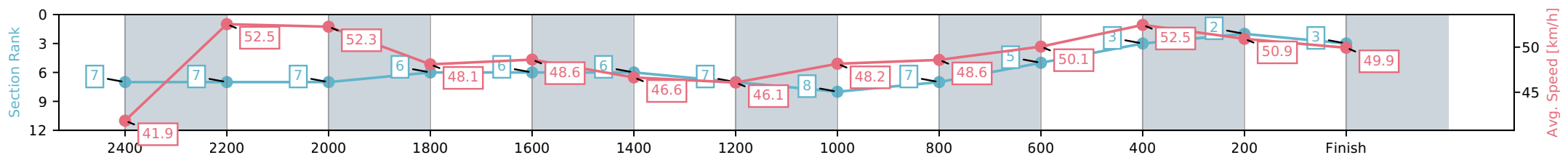
Race 1: RICOH HANDICAP PACE - 2600m

10 April 2026 - 5:33PM

Weather: Cloudy



Section	L2600	L2400	L2200	L2000	L1800	L1600	L1400	L1200	L1000	L800	L600	L400	L200
Section Times	3:15.17 (0:18.31)	2:56.86 [7] (0:13.92)	2:42.94 [7] (0:14.10)	2:28.84 [6] (0:14.98)	2:13.86 [6] (0:15.05)	1:58.81 [6] (0:15.70)	1:43.11 [7] (0:15.63)	1:27.49 [8] (0:15.28)	1:12.21 [7] (0:15.13)	0:57.08 [5] (0:14.38)	0:42.70 [3] (0:13.86)	0:28.84 [2] (0:14.40)	0:14.44 [3] (0:14.44)
Average Speed [km/h]	41.9	52.5	52.3	48.1	48.6	46.6	46.1	48.2	48.6	50.1	52.5	50.9	49.9
Top Speed [km/h]	53.1	53.8	53.2	52.1	49.3	47.6	46.7	50.0	50.2	51.4	52.8	51.6	51.4
Avg. Dist. to Rail [m]	6.0	2.2	3.2	3.4	2.7	2.3	4.7	2.9	2.8	2.4	1.9	3.2	4.7



[] Ranking at each section and finish
 -:-:- No data available at this section
 NA No data available

Horse/Jockey Name	Teds Legacy/J F Curtin
Finish Rank	4
Fastest Section Time (Section)	0:14.16 (2400-2200)
Top Speed [km/h] (Section)	52.8 (2600 - 2400)
Race State	Finished



NZ Metropolitan Trotting Club Inc Harness

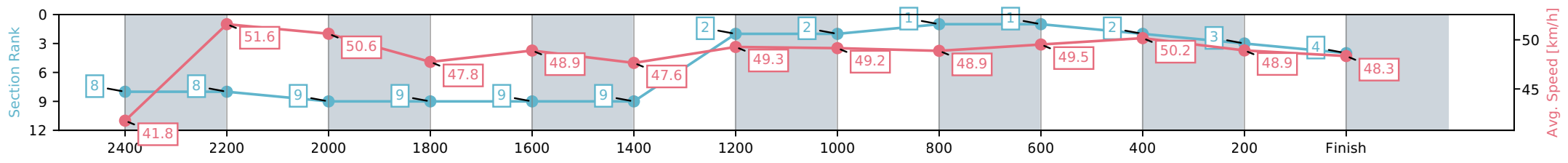
Race 1: RICOH HANDICAP PACE - 2600m



10 April 2026 - 5:33PM

Weather: Cloudy

Section	L2600	L2400	L2200	L2000	L1800	L1600	L1400	L1200	L1000	L800	L600	L400	L200
Section Times	3:15.85 (0:18.32)	2:57.53 [8] (0:14.16)	2:43.37 [9] (0:14.34)	2:29.03 [9] (0:15.08)	2:13.95 [9] (0:15.04)	1:58.91 [9] (0:15.50)	1:43.42 [2] (0:14.62)	1:28.80 [2] (0:15.05)	1:13.75 [1] (0:14.98)	0:58.76 [1] (0:14.55)	0:44.22 [2] (0:14.49)	0:29.73 [3] (0:14.85)	0:14.88 [4] (0:14.88)
Average Speed [km/h]	41.8	51.6	50.6	47.8	48.9	47.6	49.3	49.2	48.9	49.5	50.2	48.9	48.3
Top Speed [km/h]	52.8	52.7	50.9	50.4	49.6	50.4	50.5	49.7	50.0	50.3	51.2	50.8	49.2
Avg. Dist. to Rail [m]	4.8	2.0	1.4	1.9	3.3	3.6	6.7	3.5	2.5	2.1	1.7	1.6	4.2



[] Ranking at each section and finish
 -:-:- No data available at this section
 NA No data available

Horse/Jockey Name	Goorambat Art/O G Thornley
Finish Rank	5
Fastest Section Time (Section)	0:14.10 (600-400)
Top Speed [km/h] (Section)	52.8 (2600 - 2400)
Race State	Finished



NZ Metropolitan Trotting Club Inc Harness

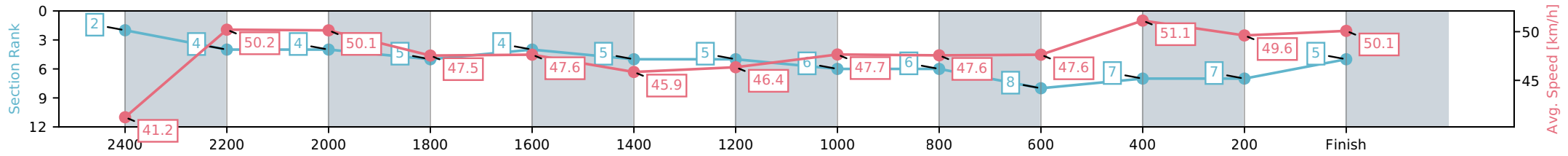
Race 1: RICOH HANDICAP PACE - 2600m

10 April 2026 - 5:33PM

Weather: Cloudy



Section	L2600	L2400	L2200	L2000	L1800	L1600	L1400	L1200	L1000	L800	L600	L400	L200
Section Times	3:16.12 (0:17.05)	2:59.07 [4] (0:14.44)	2:44.62 [4] (0:14.39)	2:30.23 [5] (0:15.14)	2:15.10 [4] (0:14.94)	2:00.15 [5] (0:15.88)	1:44.27 [5] (0:15.53)	1:28.74 [6] (0:15.38)	1:13.36 [6] (0:15.09)	0:58.28 [8] (0:15.12)	0:43.15 [7] (0:14.10)	0:29.06 [7] (0:14.67)	0:14.39 [5] (0:14.39)
Average Speed [km/h]	41.2	50.2	50.1	47.5	47.6	45.9	46.4	47.7	47.6	47.6	51.1	49.6	50.1
Top Speed [km/h]	52.8	52.1	51.3	49.1	48.8	46.7	47.0	49.0	49.8	48.4	51.7	51.4	51.4
Avg. Dist. to Rail [m]	2.0	1.0	0.5	0.8	1.5	2.1	5.0	2.3	0.7	0.6	0.5	2.1	5.6



- [] Ranking at each section and finish
- :-:- No data available at this section
- NA No data available

Horse/Jockey Name	Commander Ben/S J Thornley
Finish Rank	6
Fastest Section Time (Section)	0:13.99 (2400-2200)
Top Speed [km/h] (Section)	54.2 (2200-2000)
Race State	Finished



NZ Metropolitan Trotting Club Inc Harness

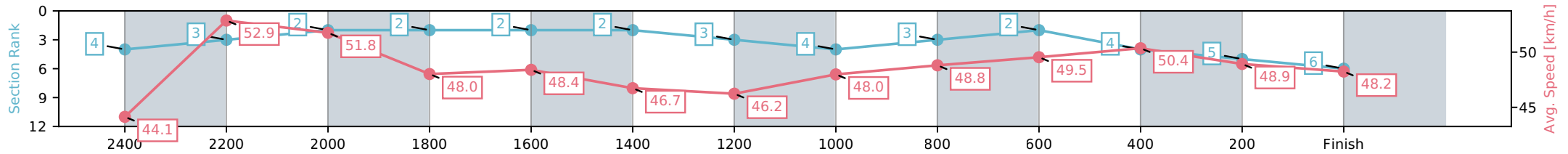
Race 1: RICOH HANDICAP PACE - 2600m

10 April 2026 - 5:33PM

Weather: Cloudy



Section	L2600	L2400	L2200	L2000	L1800	L1600	L1400	L1200	L1000	L800	L600	L400	L200
Section Times	3:16.19 (0:17.36)	2:58.84 [3] (0:13.99)	2:44.85 [2] (0:14.24)	2:30.61 [2] (0:14.99)	2:15.62 [2] (0:15.18)	2:00.43 [2] (0:15.74)	1:44.70 [3] (0:15.56)	1:29.13 [4] (0:15.35)	1:13.78 [3] (0:15.02)	0:58.76 [2] (0:14.54)	0:44.22 [4] (0:14.45)	0:29.77 [5] (0:14.85)	0:14.93 [6] (0:14.93)
Average Speed [km/h]	44.1	52.9	51.8	48.0	48.4	46.7	46.2	48.0	48.8	49.5	50.4	48.9	48.2
Top Speed [km/h]	53.7	54.1	54.2	49.0	49.0	47.6	46.9	49.9	50.1	49.9	51.5	50.8	49.4
Avg. Dist. to Rail [m]	10.3	3.5	3.3	2.5	3.1	2.8	4.7	2.9	2.6	2.8	1.8	1.4	2.3



- [] Ranking at each section and finish
- :-:- No data available at this section
- NA No data available

Horse/Jockey Name	Tempo Warrior/D M Williams
Finish Rank	7
Fastest Section Time (Section)	0:13.90 (2400-2200)
Top Speed [km/h] (Section)	55.2 (2400-2200)
Race State	Finished



NZ Metropolitan Trotting Club Inc Harness

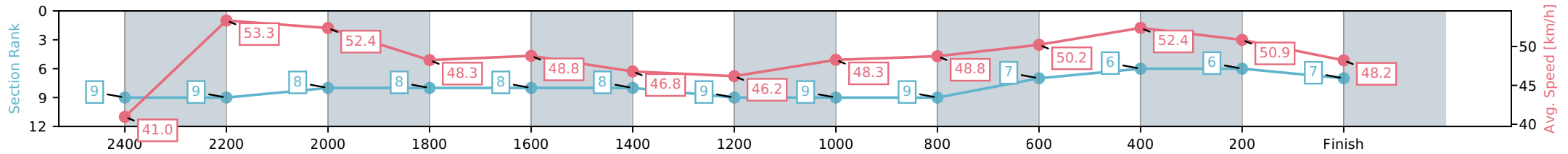
Race 1: RICOH HANDICAP PACE - 2600m

10 April 2026 - 5:33PM

Weather: Cloudy



Section	L2600	L2400	L2200	L2000	L1800	L1600	L1400	L1200	L1000	L800	L600	L400	L200
Section Times	3:16.44 (0:18.69)	2:57.75 [9] (0:13.90)	2:43.85 [8] (0:14.05)	2:29.80 [8] (0:14.92)	2:14.87 [8] (0:15.09)	1:59.79 [8] (0:15.75)	1:44.04 [9] (0:15.59)	1:28.44 [9] (0:15.28)	1:13.17 [9] (0:15.08)	0:58.08 [7] (0:14.34)	0:43.74 [6] (0:14.08)	0:29.66 [6] (0:14.72)	0:14.94 [7] (0:14.94)
Average Speed [km/h]	41.0	53.3	52.4	48.3	48.8	46.8	46.2	48.3	48.8	50.2	52.4	50.9	48.2
Top Speed [km/h]	53.8	55.2	53.0	52.1	49.4	47.6	47.2	50.5	50.4	51.2	52.9	53.1	49.1
Avg. Dist. to Rail [m]	7.4	3.9	3.2	3.0	3.4	3.1	5.0	3.2	3.0	3.5	3.7	6.1	8.4



- [] Ranking at each section and finish
- :-:- No data available at this section
- NA No data available

Horse/Jockey Name	Delightful Dreams/M J Williamson
Finish Rank	8
Fastest Section Time (Section)	0:14.23 (2400-2200)
Top Speed [km/h] (Section)	53.2 (2600 - 2400)
Race State	Finished



NZ Metropolitan Trotting Club Inc Harness

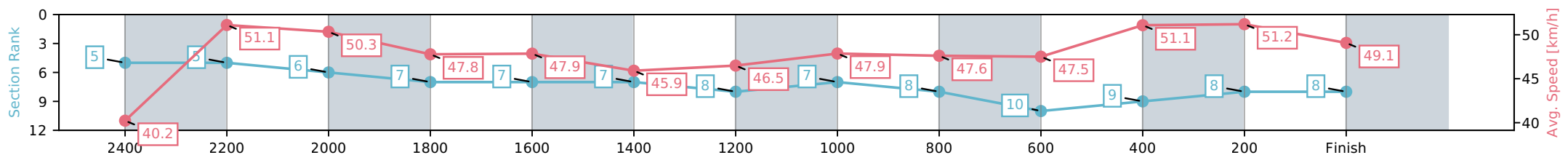
Race 1: RICOH HANDICAP PACE - 2600m

10 April 2026 - 5:33PM

Weather: Cloudy



Section	L2600	L2400	L2200	L2000	L1800	L1600	L1400	L1200	L1000	L800	L600	L400	L200
Section Times	3:16.63 (0:17.59)	2:59.04 [5] (0:14.23)	2:44.81 [6] (0:14.41)	2:30.40 [7] (0:15.08)	2:15.32 [7] (0:15.16)	2:00.16 [7] (0:15.80)	1:44.36 [8] (0:15.49)	1:28.87 [7] (0:15.19)	1:13.68 [8] (0:15.22)	0:58.46 [10] (0:15.16)	0:43.30 [9] (0:14.38)	0:28.92 [8] (0:14.24)	0:14.67 [8] (0:14.67)
Average Speed [km/h]	40.2	51.1	50.3	47.8	47.9	45.9	46.5	47.9	47.6	47.5	51.1	51.2	49.1
Top Speed [km/h]	53.2	53.1	50.7	49.5	49.4	46.9	47.2	49.3	49.9	48.4	51.6	51.7	51.1
Avg. Dist. to Rail [m]	6.5	1.4	1.2	0.9	1.3	1.2	3.1	1.3	1.1	1.7	3.2	2.4	4.9



[] Ranking at each section and finish
 -:-:- No data available at this section
 NA No data available

Horse/Jockey Name	Captain Kobe/W J House
Finish Rank	9
Fastest Section Time (Section)	0:13.84 (2400-2200)
Top Speed [km/h] (Section)	53.7 (2400-2200)
Race State	Finished



NZ Metropolitan Trotting Club Inc Harness

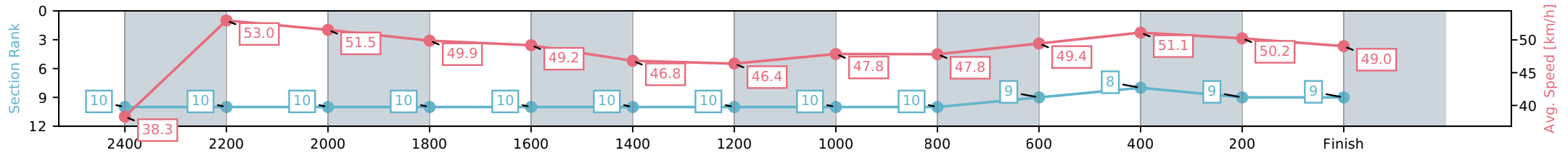
Race 1: RICOH HANDICAP PACE - 2600m

10 April 2026 - 5:33PM

Weather: Cloudy



Section	L2600	L2400	L2200	L2000	L1800	L1600	L1400	L1200	L1000	L800	L600	L400	L200
Section Times	3:16.85 (0:19.95)	2:56.90 [10] (0:13.84)	2:43.06 [10] (0:14.09)	2:28.97 [10] (0:14.44)	2:14.54 [10] (0:14.75)	1:59.78 [10] (0:15.51)	1:44.27 [10] (0:15.53)	1:28.74 [10] (0:15.21)	1:13.54 [10] (0:15.17)	0:58.36 [9] (0:14.56)	0:43.80 [8] (0:14.45)	0:29.35 [9] (0:14.69)	0:14.66 [9] (0:14.66)
Average Speed [km/h]	38.3	53.0	51.5	49.9	49.2	46.8	46.4	47.8	47.8	49.4	51.1	50.2	49.0
Top Speed [km/h]	52.4	53.7	52.6	51.3	49.9	47.9	47.3	49.4	50.1	51.0	51.5	51.4	51.4
Avg. Dist. to Rail [m]	14.0	2.7	1.5	2.0	1.4	1.3	3.3	1.5	1.2	3.1	3.6	4.0	7.1



- [] Ranking at each section and finish
- :-:- No data available at this section
- NA No data available

Horse/Jockey Name	Joyride(AUS)/R J Butt
Finish Rank	10
Fastest Section Time (Section)	0:14.00 (2400-2200)
Top Speed [km/h] (Section)	53.7 (2400-2200)
Race State	Finished



NZ Metropolitan Trotting Club Inc Harness

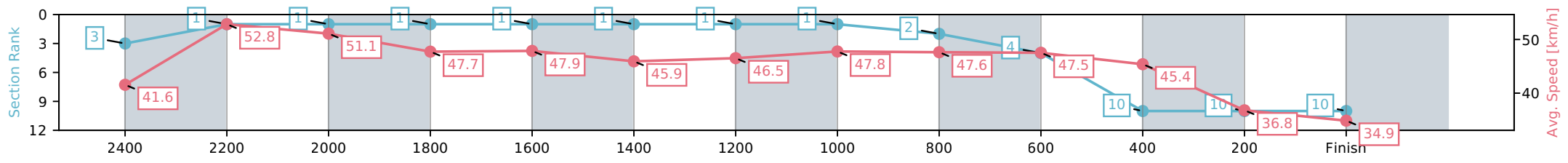
Race 1: RICOH HANDICAP PACE - 2600m



10 April 2026 - 5:33PM

Weather: Cloudy

Section	L2600	L2400	L2200	L2000	L1800	L1600	L1400	L1200	L1000	L800	L600	L400	L200
Section Times	3:28.59 (0:17.06)	3:11.53 [1] (0:14.00)	2:57.52 [1] (0:14.24)	2:43.28 [1] (0:15.08)	2:28.20 [1] (0:15.19)	2:13.01 [1] (0:15.80)	1:57.20 [1] (0:15.48)	1:41.72 [1] (0:15.21)	1:26.51 [2] (0:15.21)	1:11.30 [4] (0:15.16)	0:56.14 [10] (0:15.95)	0:40.20 [10] (0:19.69)	0:20.51 [10] (0:20.51)
Average Speed [km/h]	41.6	52.8	51.1	47.7	47.9	45.9	46.5	47.8	47.6	47.5	45.4	36.8	34.9
Top Speed [km/h]	53.5	53.7	53.2	48.8	48.8	46.4	46.9	49.1	49.5	47.8	47.0	43.1	37.9
Avg. Dist. to Rail [m]	5.0	3.5	1.6	0.7	1.4	1.2	3.2	1.3	1.0	0.9	0.8	1.2	1.4



[] Ranking at each section and finish
 -:-:- No data available at this section
 NA No data available