



NZ Metropolitan Trotting Club Inc Harness  
 Race 2: FAHEY FENCE HIRE MOBILE TROT - 1980m  
 10 April 2026 - 6:01PM



Weather: Cloudy

Field Times (Race Tempo) 2:35.38 (0:12.08) 2:23.30 (0:15.36) 2:07.94 (0:15.74) 1:52.20 (0:16.87) 1:35.33 (0:17.30) 1:18.03 (0:16.10) 1:01.92 (0:15.31) 0:46.61 (0:15.49)

Rank	TAB#	Horse	Overall Time	First 400m	Top Speed km/h (Section)	L1980	L1800	L1600	L1400	L1200	L1000	L800	L600
	(BAR#)	Driver	Margin (DT-W)	Last 600m	Fastest Section (Time)	Start - 1800	1800 - 1600	1600 - 1400	1400 - 1200	1200 - 1000	1000 - 800	800 - 600	600 - 400
1	5	Macy Royale	2:35.38	0:30.89	48.3 (400-200)	2:35.38	2:21.89 [3]	2:06.28 [3]	1:50.46 [3]	1:34.53 [3]	1:17.59 [3]	1:01.53 [3]	0:46.19 [3]
	(5)	K G Cameron		0:46.19	400-200 (0:15.27)	(0:13.49)	(0:15.61)	(0:15.82)	(0:15.93)	(0:16.94)	(0:16.06)	(0:15.34)	(0:15.49)
2	4	Donovan	2:35.57	0:29.64	52.6 (1980 - 1800)	2:35.57	2:23.49 [1]	2:08.13 [1]	1:52.37 [2]	1:35.52 [1]	1:18.22 [1]	1:02.11 [1]	0:46.77 [2]
	(4)	T M Williams	1.1L (+0)	0:46.77	400-200 (0:15.31)	(0:12.08)	(0:15.36)	(0:15.76)	(0:16.85)	(0:17.30)	(0:16.10)	(0:15.34)	(0:15.46)
3	2	Jet Stream	2:37.07	0:29.95	51.3 (1980 - 1800)	2:37.07	2:24.58 [2]	2:09.22 [2]	1:53.89 [1]	1:36.88 [2]	1:19.61 [2]	1:03.56 [2]	0:48.30 [1]
	(2)	A L Clark	9.7L (+19)	0:48.30	800-600 (0:15.26)	(0:12.49)	(0:15.36)	(0:15.33)	(0:17.01)	(0:17.27)	(0:16.05)	(0:15.26)	(0:15.64)
4	3	Master McGoogan	2:37.15	0:33.73	48.6 (800-600)	2:37.15	2:21.63 [5]	2:05.29 [4]	1:49.57 [4]	1:34.00 [4]	1:18.08 [4]	1:02.20 [4]	0:46.98 [4]
	(3)	M J Williamson	10.1L (+3)	0:46.98	800-600 (0:15.22)	(0:15.52)	(0:16.34)	(0:15.72)	(0:15.56)	(0:15.92)	(0:15.88)	(0:15.22)	(0:15.58)
5	6	Royal Monarch	2:51.65	0:34.22	49.0 (1980 - 1800)	2:51.65	2:37.78 [4]	2:19.30 [5]	2:01.68 [5]	1:46.57 [5]	1:27.09 [5]	1:10.19 [5]	0:54.16 [5]
	(6)	R J Butt	93.0L (+8)	0:54.16	1400-1200 (0:15.10)	(0:13.87)	(0:18.48)	(0:17.63)	(0:15.10)	(0:19.49)	(0:16.90)	(0:16.03)	(0:16.53)

Scratched: Harry Hill (#1)

Report Created: Fri 10 April 2026

(Note: Races are conducted over an approximate distance as close as possible to the advertised distance, and recorded data may vary accordingly. Official times refer to race times only and do not include handicap times.)

[ ] Position in running at each section and finish TAB# Saddle cloth number

-:--:-- No data available at this section

NA No data available

DNT Did not track

BAR# Barrier/Gate Position

DNF Did not finish

DT-W Distance travelled compared to winner in metres

[ ] Fastest split

[█] Fastest section



NZ Metropolitan Trotting Club Inc Harness  
Race 2: FAHEY FENCE HIRE MOBILE TROT - 1980m

10 April 2026 - 6:01PM

Weather: Cloudy



Field Times                      0:31.12    0:15.81  
(Race Tempo)                    (0:15.31)   (0:15.81)

Rank	TAB#	Horse	Overall Time	First 400m	Top Speed km/h (Section)	L400	L200						
	(BAR#)	Driver	Margin (DT-W)	Last 600m	Fastest Section (Time)	400 - 200	200 - Finish						
1	5	Macy Royale	2:35.38	0:30.89	48.3 (400-200)	0:30.70 [3]	0:15.43 [2]						
	(5)	K G Cameron		0:46.19	400-200 (0:15.27)	(0:15.27)	(0:15.43)						
2	4	Donovan	2:35.57	0:29.64	52.6 (1980 - 1800)	0:31.31 [1]	0:16.00 [1]						
	(4)	T M Williams	1.1L (+0)	0:46.77	400-200 (0:15.31)	(0:15.31)	(0:16.00)						
3	2	Jet Stream	2:37.07	0:29.95	51.3 (1980 - 1800)	0:32.66 [2]	0:16.61 [3]						
	(2)	A L Clark	9.7L (+19)	0:48.30	800-600 (0:15.26)	(0:16.05)	(0:16.61)						
4	3	Master McGoogan	2:37.15	0:33.73	48.6 (800-600)	0:31.40 [4]	0:15.90 [4]						
	(3)	M J Williamson	10.1L (+3)	0:46.98	800-600 (0:15.22)	(0:15.50)	(0:15.90)						
5	6	Royal Monarch	2:51.65	0:34.22	49.0 (1980 - 1800)	0:37.62 [5]	0:19.33 [5]						
	(6)	R J Butt	93.0L (+8)	0:54.16	1400-1200 (0:15.10)	(0:18.30)	(0:19.33)						

Scratched: Harry Hill (#1)

Report Created: Fri 10 April 2026

(Note: Races are conducted over an approximate distance as close as possible to the advertised distance, and recorded data may vary accordingly. Official times refer to race times only and do not include handicap times.)

[ ] Position in running at each section and finish    TAB#    Saddle cloth number

Fastest split

-:--:-- No data available at this section

BAR#    Barrier/Gate Position

Fastest section

NA    No data available

DNF    Did not finish

DNT    Did not track

DT-W    Distance travelled compared to winner in metres

Horse/Jockey Name	Macy Royale/K G Cameron
Finish Rank	1
Fastest Section Time (Section)	0:15.27 (400-200)
Top Speed [km/h] (Section)	48.3 (400-200)
Race State	Finished



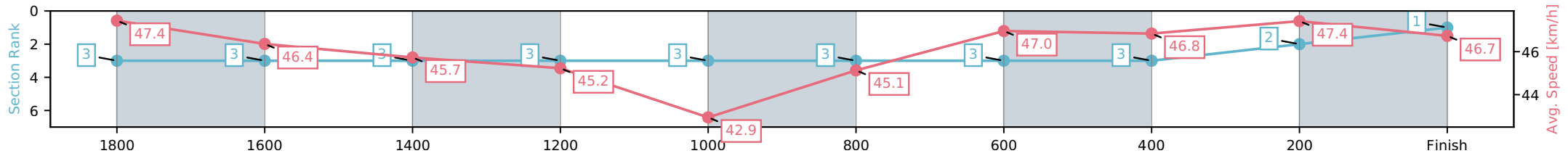
NZ Metropolitan Trotting Club Inc Harness  
Race 2: FAHEY FENCE HIRE MOBILE TROT - 1980m



10 April 2026 - 6:01PM

Weather: Cloudy

Section	L1980	L1800	L1600	L1400	L1200	L1000	L800	L600	L400	L200
Section Times	2:35.38 (0:13.49)	2:21.89 [3] (0:15.61)	2:06.28 [3] (0:15.82)	1:50.46 [3] (0:15.93)	1:34.53 [3] (0:16.94)	1:17.59 [3] (0:16.06)	1:01.53 [3] (0:15.34)	0:46.19 [3] (0:15.49)	0:30.70 [2] (0:15.27)	0:15.43 [1] (0:15.43)
Average Speed [km/h]	47.4	46.4	45.7	45.2	42.9	45.1	47.0	46.8	47.4	46.7
Top Speed [km/h]	47.8	47.1	47.2	47.2	45.2	45.8	47.9	47.3	48.3	47.5
Avg. Dist. to Rail [m]	5.9	1.4	0.8	4.2	1.4	1.1	1.7	1.5	1.4	7.1



- [ ] Ranking at each section and finish
- :-:- No data available at this section
- NA No data available

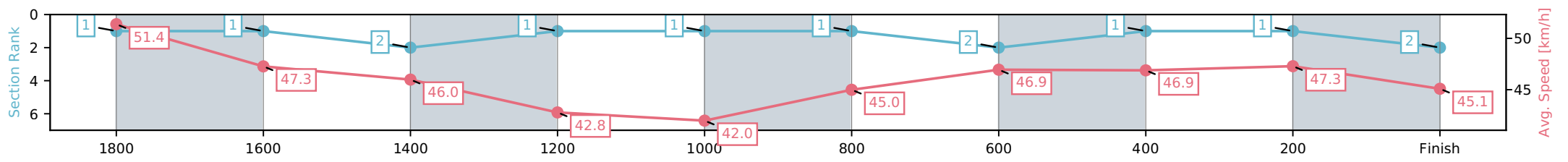
Horse/Jockey Name	Donovan/T M Williams
Finish Rank	2
Fastest Section Time (Section)	0:15.31 (400-200)
Top Speed [km/h] (Section)	52.6 (1980 - 1800)
Race State	Finished



NZ Metropolitan Trotting Club Inc Harness  
 Race 2: FAHEY FENCE HIRE MOBILE TROT - 1980m  
 10 April 2026 - 6:01PM  
 Weather: Cloudy



Section	L1980	L1800	L1600	L1400	L1200	L1000	L800	L600	L400	L200
Section Times	2:35.57 (0:12.08)	2:23.49 [1] (0:15.36)	2:08.13 [2] (0:15.76)	1:52.37 [1] (0:16.85)	1:35.52 [1] (0:17.30)	1:18.22 [1] (0:16.10)	1:02.11 [2] (0:15.34)	0:46.77 [1] (0:15.46)	0:31.31 [1] (0:15.31)	0:16.00 [2] (0:16.00)
Average Speed [km/h]	51.4	47.3	46.0	42.8	42.0	45.0	46.9	46.9	47.3	45.1
Top Speed [km/h]	52.6	48.3	48.5	48.4	45.1	45.5	47.3	47.3	47.8	46.2
Avg. Dist. to Rail [m]	4.5	1.7	1.3	4.9	1.4	1.1	1.9	1.3	1.2	5.6



[ ] Ranking at each section and finish  
 -:-:- No data available at this section  
 NA No data available

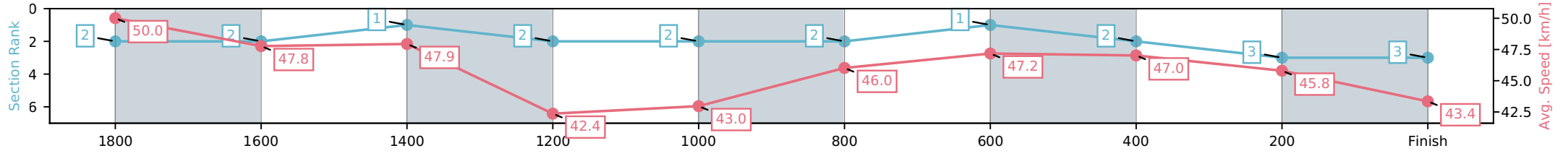
Horse/Jockey Name	Jet Stream/A L Clark
Finish Rank	3
Fastest Section Time (Section)	0:15.26 (800-600)
Top Speed [km/h] (Section)	51.3 (1980 - 1800)
Race State	Finished



NZ Metropolitan Trotting Club Inc Harness  
 Race 2: FAHEY FENCE HIRE MOBILE TROT - 1980m  
 10 April 2026 - 6:01PM  
 Weather: Cloudy



Section	L1980	L1800	L1600	L1400	L1200	L1000	L800	L600	L400	L200
Section Times	2:37.07 (0:12.49)	2:24.58 [2] (0:15.36)	2:09.22 [1] (0:15.33)	1:53.89 [2] (0:17.01)	1:36.88 [2] (0:17.27)	1:19.61 [2] (0:16.05)	1:03.56 [1] (0:15.26)	0:48.30 [2] (0:15.64)	0:32.66 [3] (0:16.05)	0:16.61 [3] (0:16.61)
Average Speed [km/h]	50.0	47.8	47.9	42.4	43.0	46.0	47.2	47.0	45.8	43.4
Top Speed [km/h]	51.3	49.5	48.7	48.2	46.4	46.6	47.6	47.5	46.9	44.1
Avg. Dist. to Rail [m]	2.8	3.3	3.0	6.9	4.0	3.4	4.2	3.3	3.2	7.8



[ ] Ranking at each section and finish  
 -:-:- No data available at this section  
 NA No data available

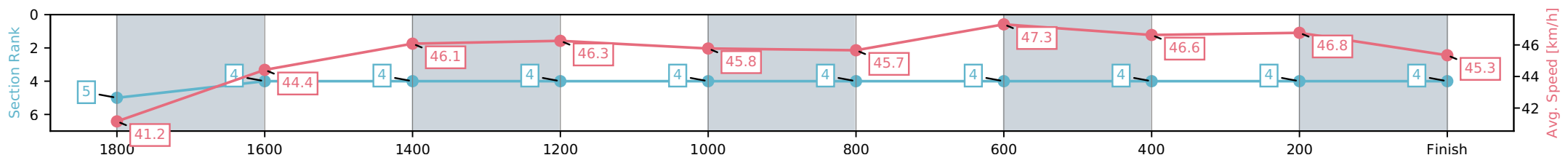
Horse/Jockey Name	Master McGoogan/M J Williamson
Finish Rank	4
Fastest Section Time (Section)	0:15.22 (800-600)
Top Speed [km/h] (Section)	48.6 (800-600)
Race State	Finished



NZ Metropolitan Trotting Club Inc Harness  
 Race 2: FAHEY FENCE HIRE MOBILE TROT - 1980m  
 10 April 2026 - 6:01PM  
 Weather: Cloudy



Section	L1980	L1800	L1600	L1400	L1200	L1000	L800	L600	L400	L200
Section Times	2:37.15 (0:15.52)	2:21.63 [4] (0:16.34)	2:05.29 [4] (0:15.72)	1:49.57 [4] (0:15.56)	1:34.00 [4] (0:15.92)	1:18.08 [4] (0:15.88)	1:02.20 [4] (0:15.22)	0:46.98 [4] (0:15.58)	0:31.40 [4] (0:15.50)	0:15.90 [4] (0:15.90)
Average Speed [km/h]	41.2	44.4	46.1	46.3	45.8	45.7	47.3	46.6	46.8	45.3
Top Speed [km/h]	48.5	46.0	48.1	47.4	46.7	47.6	48.6	47.8	47.6	46.6
Avg. Dist. to Rail [m]	2.8	1.9	1.0	4.5	1.7	1.3	3.6	1.7	1.1	3.4



[ ] Ranking at each section and finish  
 -:-:- No data available at this section  
 NA No data available

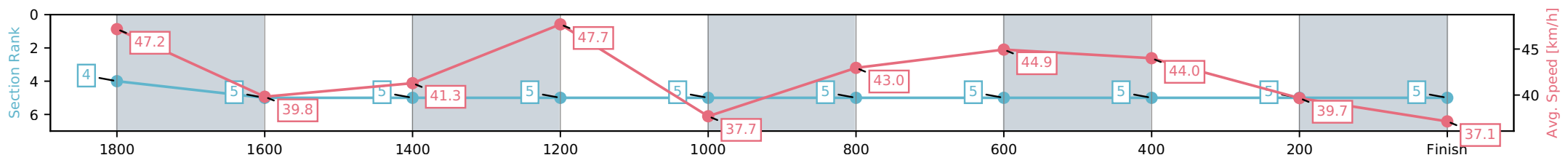
Horse/Jockey Name	Royal Monarch/R J Butt
Finish Rank	5
Fastest Section Time (Section)	0:15.10 (1400-1200)
Top Speed [km/h] (Section)	49.0 (1980 - 1800)
Race State	Finished



NZ Metropolitan Trotting Club Inc Harness  
 Race 2: FAHEY FENCE HIRE MOBILE TROT - 1980m  
 10 April 2026 - 6:01PM  
 Weather: Cloudy



Section	L1980	L1800	L1600	L1400	L1200	L1000	L800	L600	L400	L200
Section Times	2:51.65 (0:13.87)	2:37.78 [5] (0:18.48)	2:19.30 [5] (0:17.63)	2:01.68 [5] (0:15.10)	1:46.57 [5] (0:19.49)	1:27.09 [5] (0:16.90)	1:10.19 [5] (0:16.03)	0:54.16 [5] (0:16.53)	0:37.62 [5] (0:18.30)	0:19.33 [5] (0:19.33)
Average Speed [km/h]	47.2	39.8	41.3	47.7	37.7	43.0	44.9	44.0	39.7	37.1
Top Speed [km/h]	49.0	47.3	45.7	48.9	48.9	44.2	46.1	45.3	42.1	38.6
Avg. Dist. to Rail [m]	7.7	3.3	1.3	2.4	2.5	1.3	1.6	1.7	1.5	4.9



[ ] Ranking at each section and finish  
 -:-:- No data available at this section  
 NA No data available