



NZ Metropolitan Trotting Club Inc Harness  
 Race 3: WOODLANDS STUD MOBILE PACE - 1980m  
 10 April 2026 - 6:36PM



Weather: Cloudy

Field Times (Race Tempo) 2:25.58 (0:11.18) 2:14.40 (0:14.30) 2:00.10 (0:16.04) 1:44.06 (0:16.11) 1:27.95 (0:15.51) 1:12.44 (0:14.91) 0:57.54 (0:14.95) 0:42.59 (0:14.41)

Rank	TAB#	Horse	Overall Time	First 400m	Top Speed km/h (Section)	L1980	L1800	L1600	L1400	L1200	L1000	L800	L600
	(BAR#)	Driver	Margin (DT-W)	Last 600m	Fastest Section (Time)	Start - 1800	1800 - 1600	1600 - 1400	1400 - 1200	1200 - 1000	1000 - 800	800 - 600	600 - 400
1	8	Diamonds Are Forever	2:25.58	0:29.35	53.3 (400-200)	2:25.58	2:13.32	1:58.27	1:42.32	1:26.71	1:12.11	0:57.21	0:42.46
	(8)	R J Butt		0:42.46	400-200 (0:13.85)	(0:12.26)	(0:15.05)	(0:15.96)	(0:15.60)	(0:14.60)	(0:14.91)	(0:14.75)	(0:14.53)
2	5	SONG SUNG BLUE	2:25.70	Data was not able to be tracked for this horse		-:-:-	-:-:-	-:-:-	-:-:-	-:-:-	-:-:-	-:-:-	-:-:-
	(5)	M J Williamson	0										
3	4	Caught The Eye	2:25.82	0:28.45	54.6 (1980 - 1800)	2:25.82	2:14.18	1:59.47	1:43.47	1:27.54	1:11.86	0:57.04	0:42.26
	(4)	T M Williams	1.4L (-18)	0:42.26	400-200 (0:13.79)	(0:11.64)	(0:14.71)	(0:16.00)	(0:15.93)	(0:15.68)	(0:14.82)	(0:14.78)	(0:14.57)
4	7	Next Level	2:26.00	0:28.37	54.6 (1980 - 1800)	2:26.00	2:14.45	1:59.68	1:43.96	1:28.04	1:12.25	0:57.30	0:42.56
	(7)	K A Butt	2.4L (+0)	0:42.56	400-200 (0:13.86)	(0:11.55)	(0:14.77)	(0:15.72)	(0:15.92)	(0:15.79)	(0:14.95)	(0:14.74)	(0:14.50)
4	11	Bryce's Meddle	2:26.00	0:28.37	55.1 (1980 - 1800)	2:26.00	2:14.08	1:59.34	1:43.36	1:27.41	1:11.69	0:56.71	0:42.08
	(11)	R D Close	2.4L (-1)	0:42.07	400-200 (0:13.85)	(0:11.92)	(0:14.74)	(0:15.98)	(0:15.95)	(0:15.72)	(0:14.98)	(0:14.64)	(0:13.88)
6	2	Commander Joe	2:26.03	0:28.20	55.6 (1980 - 1800)	2:26.03	2:14.68	1:59.99	1:44.00	1:28.06	1:12.39	0:57.55	0:42.77
	(2)	S J Thornley	2.6L (-21)	0:42.77	400-200 (0:13.83)	(0:11.35)	(0:14.68)	(0:15.99)	(0:15.94)	(0:15.68)	(0:14.83)	(0:14.78)	(0:14.58)
7	10	Lester	2:26.06	0:28.60	54.8 (600-400)	2:26.06	2:13.87	1:59.10	1:43.11	1:27.15	1:11.46	0:56.50	0:41.86
	(10)	J C Morrison	2.8L (-1)	0:41.86	400-200 (0:13.81)	(0:12.19)	(0:14.77)	(0:16.00)	(0:15.96)	(0:15.68)	(0:14.97)	(0:14.64)	(0:13.89)
8	9	Taketheplunge	2:26.16	0:29.57	54.9 (400-200)	2:26.16	2:13.68	1:58.59	1:42.59	1:26.84	1:11.20	0:56.28	0:41.65
	(9)	D L Dolan	3.3L (+2)	0:41.66	400-200 (0:13.72)	(0:12.48)	(0:15.10)	(0:15.99)	(0:15.76)	(0:15.64)	(0:14.93)	(0:14.62)	(0:13.94)
9	6	Warrior Chief	2:26.39	0:28.48	56.1 (1980 - 1800)	2:26.39	2:15.03	2:00.04	1:44.07	1:28.12	1:12.38	0:57.41	0:42.67
	(6)	Craig D Thornley	4.6L (-5)	0:42.67	400-200 (0:13.88)	(0:11.36)	(0:14.99)	(0:15.97)	(0:15.95)	(0:15.74)	(0:14.98)	(0:14.74)	(0:14.49)
10	3	To Ri Ruby	2:26.92	0:28.72	53.3 (400-200)	2:26.92	2:14.35	1:59.76	1:43.93	1:27.94	1:12.14	0:57.47	0:42.71
	(3)	R T May	7.7L (-20)	0:42.71	400-200 (0:13.94)	(0:12.57)	(0:14.59)	(0:15.82)	(0:16.00)	(0:15.80)	(0:14.66)	(0:14.77)	(0:14.65)

Report Created: Fri 10 April 2026

(Note: Races are conducted over an approximate distance as close as possible to the advertised distance, and recorded data may vary accordingly. Official times refer to race times only and do not include handicap times.)

[ ] Position in running at each section and finish TAB# Saddle cloth number

-:-:- No data available at this section

NA No data available

DNT Did not track

BAR# Barrier/Gate Position

DNF Did not finish

DT-W Distance travelled compared to winner in metres

[ ] Fastest split

[ ] Fastest section





NZ Metropolitan Trotting Club Inc Harness  
Race 3: WOODLANDS STUD MOBILE PACE - 1980m

10 April 2026 - 6:36PM

Weather: Cloudy



Field Times (Race Tempo) 2:25.58 (0:11.18) 2:14.40 (0:14.30) 2:00.10 (0:16.04) 1:44.06 (0:16.11) 1:27.95 (0:15.51) 1:12.44 (0:14.91) 0:57.54 (0:14.95) 0:42.59 (0:14.41)

Rank	TAB#	Horse	Overall Time	First 400m	Top Speed km/h (Section)	L1980	L1800	L1600	L1400	L1200	L1000	L800	L600
	(BAR#)	Driver	Margin (DT-W)	Last 600m	Fastest Section (Time)	Start - 1800	1800 - 1600	1600 - 1400	1400 - 1200	1200 - 1000	1000 - 800	800 - 600	600 - 400
11	1	Nickel And Dime	2:27.54	0:28.78	53.2 (1980 - 1800)	2:27.54	2:15.50	2:00.70	1:44.93	1:28.90	1:13.25	0:58.42	0:43.61
	(1)	W J House	11.2L (-22)	0:43.61	400-200 (0:14.08)	(0:12.04)	(0:14.80)	(0:15.78)	(0:16.02)	(0:15.66)	(0:14.84)	(0:14.81)	(0:14.67)

Report Created: Fri 10 April 2026

(Note: Races are conducted over an approximate distance as close as possible to the advertised distance, and recorded data may vary accordingly. Official times refer to race times only and do not include handicap times.)

[ ] Position in running at each section and finish TAB# Saddle cloth number

-:--:-- No data available at this section

NA No data available

DNT Did not track

BAR# Barrier/Gate Position

DNF Did not finish

DT-W Distance travelled compared to winner in metres

Fastest split

Fastest section



NZ Metropolitan Trotting Club Inc Harness  
Race 3: WOODLANDS STUD MOBILE PACE - 1980m

10 April 2026 - 6:36PM

Weather: Cloudy



Field Times                      0:28.18    0:14.35  
(Race Tempo)                    (0:13.84)   (0:14.35)

Rank	TAB#	Horse	Overall Time	First 400m	Top Speed km/h (Section)	L400	L200							
	(BAR#)	Driver	Margin (DT-W)	Last 600m	Fastest Section (Time)	400 - 200	200 - Finish							
1	8	Diamonds Are Forever	2:25.58	0:29.35	53.3 (400-200)	0:27.93	0:14.08							
	(8)	R J Butt		0:42.46	400-200 (0:13.85)	(0:13.85)	(0:14.08)							
2	5	SONG SUNG BLUE	2:25.70	Data was not able to be tracked for this horse			---	---	---	---	---	---	---	---
	(5)	M J Williamson	0											
3	4	Caught The Eye	2:25.82	0:28.45	54.6 (1980 - 1800)	0:27.69	0:13.90							
	(4)	T M Williams	1.4L (-18)	0:42.26	400-200 (0:13.79)	(0:13.79)	(0:13.90)							
4	7	Next Level	2:26.00	0:28.37	54.6 (1980 - 1800)	0:28.06	0:14.20							
	(7)	K A Butt	2.4L (+0)	0:42.56	400-200 (0:13.86)	(0:13.86)	(0:14.20)							
4	11	Bryce's Meddle	2:26.00	0:28.37	55.1 (1980 - 1800)	0:28.20	0:14.34							
	(11)	R D Close	2.4L (-1)	0:42.07	400-200 (0:13.85)	(0:13.85)	(0:14.34)							
6	2	Commander Joe	2:26.03	0:28.20	55.6 (1980 - 1800)	0:28.19	0:14.36							
	(2)	S J Thornley	2.6L (-21)	0:42.77	400-200 (0:13.83)	(0:13.83)	(0:14.36)							
7	10	Lester	2:26.06	0:28.60	54.8 (600-400)	0:27.97	0:14.16							
	(10)	J C Morrison	2.8L (-1)	0:41.86	400-200 (0:13.81)	(0:13.81)	(0:14.16)							
8	9	Take the Plunge	2:26.16	0:29.57	54.9 (400-200)	0:27.71	0:14.00							
	(9)	D L Dolan	3.3L (+2)	0:41.66	400-200 (0:13.72)	(0:13.72)	(0:14.00)							
9	6	Warrior Chief	2:26.39	0:28.48	56.1 (1980 - 1800)	0:28.18	0:14.30							
	(6)	Craig D Thornley	4.6L (-5)	0:42.67	400-200 (0:13.88)	(0:13.88)	(0:14.30)							
10	3	To Ri Ruby	2:26.92	0:28.72	53.3 (400-200)	0:28.06	0:14.12							
	(3)	R T May	7.7L (-20)	0:42.71	400-200 (0:13.94)	(0:13.94)	(0:14.12)							

Report Created: Fri 10 April 2026

(Note: Races are conducted over an approximate distance as close as possible to the advertised distance, and recorded data may vary accordingly. Official times refer to race times only and do not include handicap times.)

[ ] Position in running at each section and finish    TAB# Saddle cloth number  
 -:-- No data available at this section                    BAR# Barrier/Gate Position  
 NA No data available                                        DNF Did not finish  
 DNT Did not track    DT-W Distance travelled compared to winner in metres

Fastest split  
 Fastest section



NZ Metropolitan Trotting Club Inc Harness  
 Race 3: WOODLANDS STUD MOBILE PACE - 1980m

10 April 2026 - 6:36PM

Weather: Cloudy



Field Times                    0:28.18    0:14.35  
 (Race Tempo)                (0:13.84)   (0:14.35)

Rank	TAB#	Horse	Overall Time	First 400m	Top Speed km/h (Section)	L400	L200						
	(BAR#)	Driver	Margin (DT-W)	Last 600m	Fastest Section (Time)	400 - 200	200 - Finish						
11	1	Nickel And Dime	2:27.54	0:28.78	53.2 (1980 - 1800)	0:28.94	0:14.86						
	(1)	W J House	11.2L (-22)	0:43.61	400-200 (0:14.08)	(0:14.08)	(0:14.86)						

Report Created: Fri 10 April 2026

(Note: Races are conducted over an approximate distance as close as possible to the advertised distance, and recorded data may vary accordingly. Official times refer to race times only and do not include handicap times.)

[ ] Position in running at each section and finish    TAB# Saddle cloth number

-:--:-- No data available at this section

NA No data available

DNT Did not track

BAR# Barrier/Gate Position

DNF Did not finish

DT-W Distance travelled compared to winner in metres

Fastest split

Fastest section

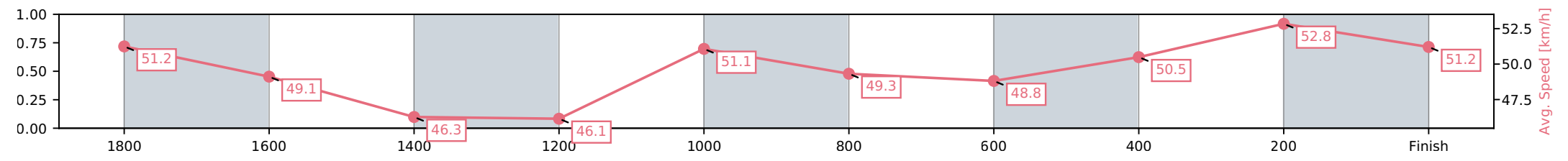
Horse/Jockey Name	Diamonds Are Forever/R J Butt
Finish Rank	1
Fastest Section Time (Section)	0:13.85 (400-200)
Top Speed [km/h] (Section)	53.3 (400-200)
Race State	Finished



NZ Metropolitan Trotting Club Inc Harness  
 Race 3: WOODLANDS STUD MOBILE PACE - 1980m  
 10 April 2026 - 6:36PM  
 Weather: Cloudy



Section	L1980	L1800	L1600	L1400	L1200	L1000	L800	L600	L400	L200
Section Times	2:25.58 (0:12.26)	2:13.32 (0:15.05)	1:58.27 (0:15.96)	1:42.32 (0:15.60)	1:26.71 (0:14.60)	1:12.11 (0:14.91)	0:57.21 (0:14.75)	0:42.46 (0:14.53)	0:27.93 (0:13.85)	0:14.08 (0:14.08)
Average Speed [km/h]	51.2	49.1	46.3	46.1	51.1	49.3	48.8	50.5	52.8	51.2
Top Speed [km/h]	52.1	50.5	47.3	49.1	52.6	52.7	49.3	52.9	53.3	52.6
Avg. Dist. to Rail [m]	10.3	4.3	3.4	5.5	4.4	2.9	2.4	2.6	2.7	5.2



[ ] Ranking at each section and finish  
 -:-:- No data available at this section  
 NA No data available

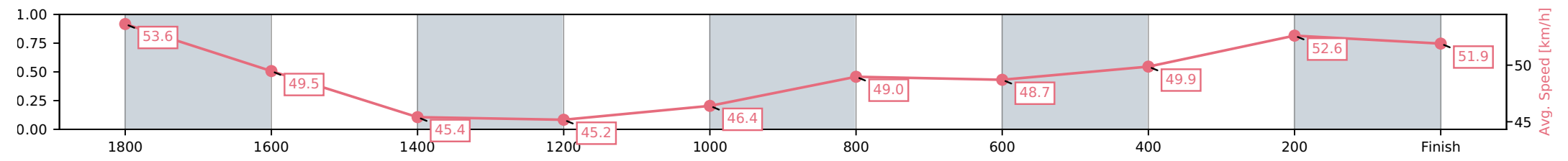
Horse/Jockey Name	Caught The Eye/T M Williams
Finish Rank	3
Fastest Section Time (Section)	0:13.79 (400-200)
Top Speed [km/h] (Section)	54.6 (1980 - 1800)
Race State	Finished



NZ Metropolitan Trotting Club Inc Harness  
 Race 3: WOODLANDS STUD MOBILE PACE - 1980m  
 10 April 2026 - 6:36PM  
 Weather: Cloudy



Section	L1980	L1800	L1600	L1400	L1200	L1000	L800	L600	L400	L200
Section Times	2:25.82 (0:11.64)	2:14.18 (0:14.71)	1:59.47 (0:16.00)	1:43.47 (0:15.93)	1:27.54 (0:15.68)	1:11.86 (0:14.82)	0:57.04 (0:14.78)	0:42.26 (0:14.57)	0:27.69 (0:13.79)	0:13.90 (0:13.90)
Average Speed [km/h]	53.6	49.5	45.4	45.2	46.4	49.0	48.7	49.9	52.6	51.9
Top Speed [km/h]	54.6	52.3	46.4	46.2	51.4	52.0	49.0	52.4	53.1	52.8
Avg. Dist. to Rail [m]	5.3	2.2	1.4	2.7	1.2	1.3	1.3	1.4	1.0	0.7



- [ ] Ranking at each section and finish
- :-:- No data available at this section
- NA No data available

Horse/Jockey Name	Next Level/K A Butt
Finish Rank	4
Fastest Section Time (Section)	0:13.86 (400-200)
Top Speed [km/h] (Section)	54.6 (1980 - 1800)
Race State	Finished



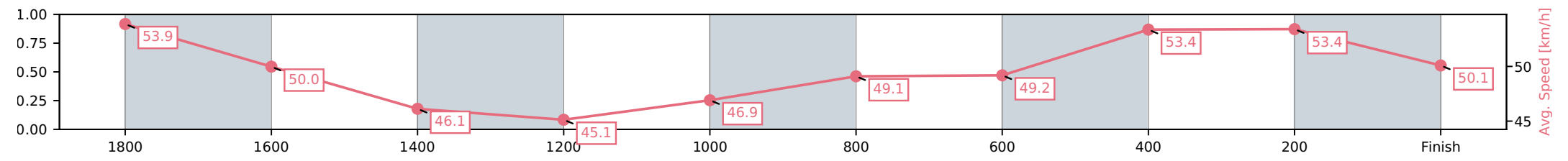
NZ Metropolitan Trotting Club Inc Harness  
 Race 3: WOODLANDS STUD MOBILE PACE - 1980m



10 April 2026 - 6:36PM

Weather: Cloudy

Section	L1980	L1800	L1600	L1400	L1200	L1000	L800	L600	L400	L200
Section Times	2:26.00 (0:11.55)	2:14.45 (0:14.77)	1:59.68 (0:15.72)	1:43.96 (0:15.92)	1:28.04 (0:15.79)	1:12.25 (0:14.95)	0:57.30 (0:14.74)	0:42.56 (0:14.50)	0:28.06 (0:13.86)	0:14.20 (0:14.20)
Average Speed [km/h]	54.1	50.5	47.4	45.2	46.7	49.2	48.9	50.7	52.9	50.7
Top Speed [km/h]	54.6	53.4	49.8	46.3	50.4	51.7	49.3	53.1	53.4	53.1
Avg. Dist. to Rail [m]	10.2	5.9	4.2	4.6	2.9	3.0	2.9	2.9	2.8	4.2



[ ] Ranking at each section and finish  
 -:-:- No data available at this section  
 NA No data available

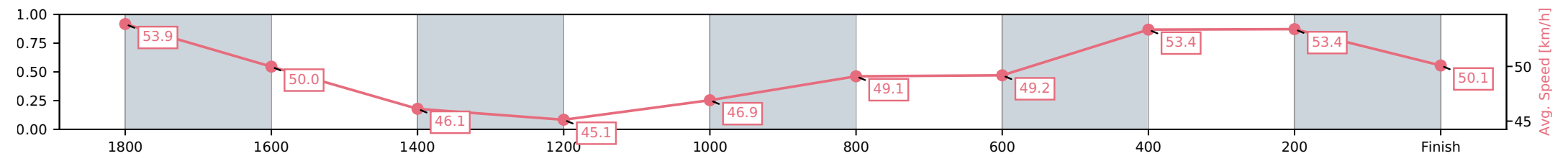
Horse/Jockey Name	Bryce's Meddle/R D Close
Finish Rank	4
Fastest Section Time (Section)	0:13.85 (400-200)
Top Speed [km/h] (Section)	55.1 (1980 - 1800)
Race State	Finished



NZ Metropolitan Trotting Club Inc Harness  
 Race 3: WOODLANDS STUD MOBILE PACE - 1980m  
 10 April 2026 - 6:36PM  
 Weather: Cloudy



Section	L1980	L1800	L1600	L1400	L1200	L1000	L800	L600	L400	L200
Section Times	2:26.00 (0:11.92)	2:14.08 (0:14.74)	1:59.34 (0:15.98)	1:43.36 (0:15.95)	1:27.41 (0:15.72)	1:11.69 (0:14.98)	0:56.71 (0:14.64)	0:42.08 (0:13.88)	0:28.20 (0:13.85)	0:14.34 (0:14.34)
Average Speed [km/h]	53.9	50.0	46.1	45.1	46.9	49.1	49.2	53.4	53.4	50.1
Top Speed [km/h]	55.1	52.8	47.3	46.2	50.8	52.2	50.7	54.4	54.1	52.5
Avg. Dist. to Rail [m]	3.9	3.6	3.2	4.8	2.9	3.0	3.1	4.0	4.1	6.3



- [ ] Ranking at each section and finish
- :-:- No data available at this section
- NA No data available

Horse/Jockey Name	Commander Joe/S J Thornley
Finish Rank	6
Fastest Section Time (Section)	0:13.83 (400-200)
Top Speed [km/h] (Section)	55.6 (1980 - 1800)
Race State	Finished



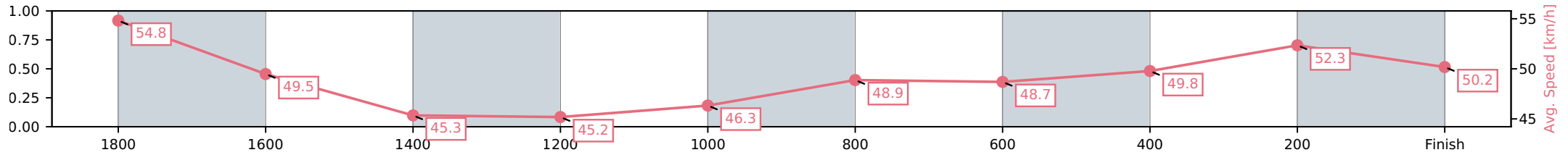
NZ Metropolitan Trotting Club Inc Harness  
 Race 3: WOODLANDS STUD MOBILE PACE - 1980m



10 April 2026 - 6:36PM

Weather: Cloudy

Section	L1980	L1800	L1600	L1400	L1200	L1000	L800	L600	L400	L200
Section Times	2:26.03 (0:11.35)	2:14.68 (0:14.68)	1:59.99 (0:15.99)	1:44.00 (0:15.94)	1:28.06 (0:15.68)	1:12.39 (0:14.83)	0:57.55 (0:14.78)	0:42.77 (0:14.58)	0:28.19 (0:13.83)	0:14.36 (0:14.36)
Average Speed [km/h]	54.8	49.5	45.3	45.2	46.3	48.9	48.7	49.8	52.3	50.2
Top Speed [km/h]	55.6	53.6	46.1	46.2	51.7	51.8	49.2	52.4	52.9	52.1
Avg. Dist. to Rail [m]	2.9	1.6	1.2	2.4	1.1	1.1	1.0	1.1	1.0	2.2



- [ ] Ranking at section and finish
- :-:- No data available at this section
- NA No data available

Horse/Jockey Name	Lester/J C Morrison
Finish Rank	7
Fastest Section Time (Section)	0:13.81 (400-200)
Top Speed [km/h] (Section)	54.8 (600-400)
Race State	Finished



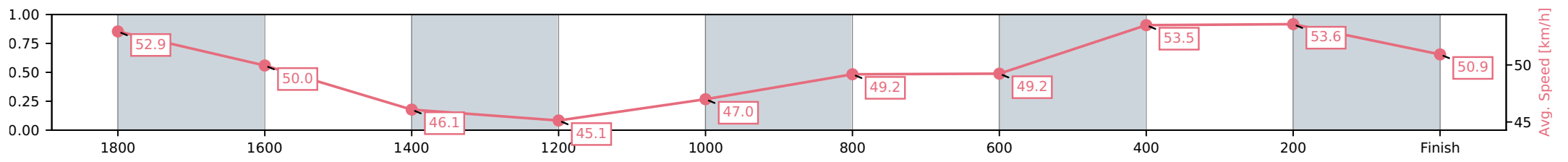
NZ Metropolitan Trotting Club Inc Harness  
 Race 3: WOODLANDS STUD MOBILE PACE - 1980m



10 April 2026 - 6:36PM

Weather: Cloudy

Section	L1980	L1800	L1600	L1400	L1200	L1000	L800	L600	L400	L200
Section Times	2:26.06 (0:12.19)	2:13.87 (0:14.77)	1:59.10 (0:16.00)	1:43.11 (0:15.96)	1:27.15 (0:15.68)	1:11.46 (0:14.97)	0:56.50 (0:14.64)	0:41.86 (0:13.89)	0:27.97 (0:13.81)	0:14.16 (0:14.16)
Average Speed [km/h]	52.9	50.0	46.1	45.1	47.0	49.2	49.2	53.5	53.6	50.9
Top Speed [km/h]	53.5	52.6	47.2	46.4	51.0	52.5	50.9	54.8	54.7	53.1
Avg. Dist. to Rail [m]	2.7	3.6	3.2	4.8	2.9	3.1	3.0	4.3	4.4	8.1



- [ ] Ranking at section and finish
- :-:- No data available at this section
- NA No data available

Horse/Jockey Name	Taketheplunge/D L Dolan
Finish Rank	8
Fastest Section Time (Section)	0:13.72 (400-200)
Top Speed [km/h] (Section)	54.9 (400-200)
Race State	Finished



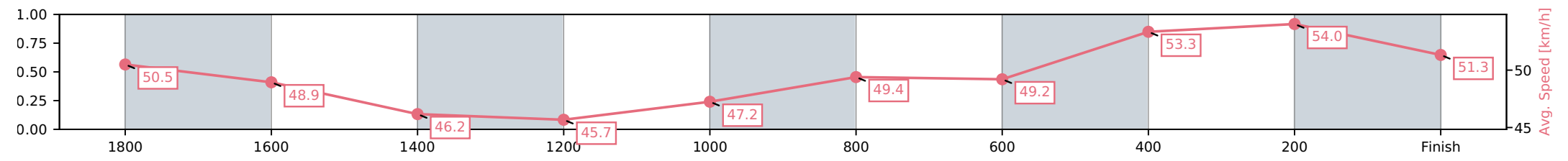
NZ Metropolitan Trotting Club Inc Harness  
 Race 3: WOODLANDS STUD MOBILE PACE - 1980m



10 April 2026 - 6:36PM

Weather: Cloudy

Section	L1980	L1800	L1600	L1400	L1200	L1000	L800	L600	L400	L200
Section Times	2:26.16 (0:12.48)	2:13.68 (0:15.10)	1:58.59 (0:15.99)	1:42.59 (0:15.76)	1:26.84 (0:15.64)	1:11.20 (0:14.93)	0:56.28 (0:14.62)	0:41.65 (0:13.94)	0:27.71 (0:13.72)	0:14.00 (0:14.00)
Average Speed [km/h]	50.5	48.9	46.2	45.7	47.2	49.4	49.2	53.3	54.0	51.3
Top Speed [km/h]	51.6	50.9	47.0	47.2	51.4	53.5	50.6	54.8	54.9	53.6
Avg. Dist. to Rail [m]	12.2	4.6	3.5	5.4	3.1	3.2	3.2	4.4	4.7	9.3



- [ ] Ranking at each section and finish
- :-:- No data available at this section
- NA No data available

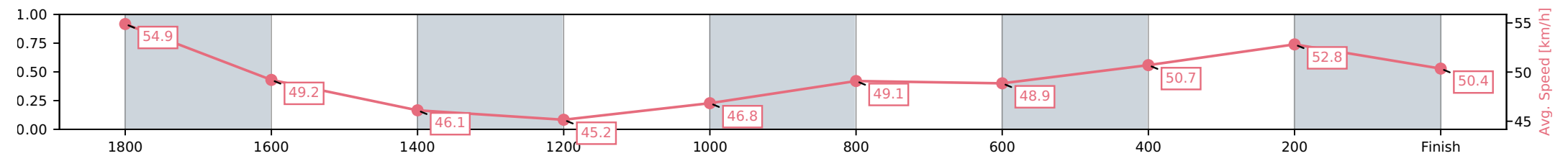
Horse/Jockey Name	Warrior Chief/Craig D Thornley
Finish Rank	9
Fastest Section Time (Section)	0:13.88 (400-200)
Top Speed [km/h] (Section)	56.1 (1980 - 1800)
Race State	Finished



NZ Metropolitan Trotting Club Inc Harness  
 Race 3: WOODLANDS STUD MOBILE PACE - 1980m  
 10 April 2026 - 6:36PM  
 Weather: Cloudy



Section	L1980	L1800	L1600	L1400	L1200	L1000	L800	L600	L400	L200
Section Times	2:26.39 (0:11.36)	2:15.03 (0:14.99)	2:00.04 (0:15.97)	1:44.07 (0:15.95)	1:28.12 (0:15.74)	1:12.38 (0:14.98)	0:57.41 (0:14.74)	0:42.67 (0:14.49)	0:28.18 (0:13.88)	0:14.30 (0:14.30)
Average Speed [km/h]	54.9	49.2	46.1	45.2	46.8	49.1	48.9	50.7	52.8	50.4
Top Speed [km/h]	56.1	52.9	47.2	46.2	50.6	51.8	49.5	53.2	53.5	53.1
Avg. Dist. to Rail [m]	8.2	3.9	3.1	4.7	2.9	2.9	2.8	2.9	3.0	5.8



- [ ] Ranking at section and finish
- :-:- No data available at this section
- NA No data available

Horse/Jockey Name	To Ri Ruby/R T May
Finish Rank	10
Fastest Section Time (Section)	0:13.94 (400-200)
Top Speed [km/h] (Section)	53.3 (400-200)
Race State	Finished



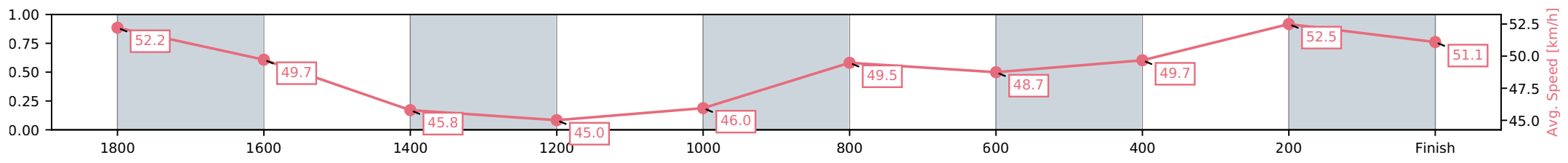
NZ Metropolitan Trotting Club Inc Harness  
 Race 3: WOODLANDS STUD MOBILE PACE - 1980m



10 April 2026 - 6:36PM

Weather: Cloudy

Section	L1980	L1800	L1600	L1400	L1200	L1000	L800	L600	L400	L200
Section Times	2:26.92 (0:12.57)	2:14.35 (0:14.59)	1:59.76 (0:15.82)	1:43.93 (0:16.00)	1:27.94 (0:15.80)	1:12.14 (0:14.66)	0:57.47 (0:14.77)	0:42.71 (0:14.65)	0:28.06 (0:13.94)	0:14.12 (0:14.12)
Average Speed [km/h]	52.2	49.7	45.8	45.0	46.0	49.5	48.7	49.7	52.5	51.1
Top Speed [km/h]	52.5	52.4	46.6	45.8	49.5	52.0	49.0	51.9	53.3	53.1
Avg. Dist. to Rail [m]	3.8	1.4	1.1	2.8	1.1	1.2	1.3	1.5	2.8	4.9



- [ ] Ranking at each section and finish
- :-:- No data available at this section
- NA No data available

Horse/Jockey Name	Nickel And Dime/W J House
Finish Rank	11
Fastest Section Time (Section)	0:14.08 (400-200)
Top Speed [km/h] (Section)	53.2 (1980 - 1800)
Race State	Finished



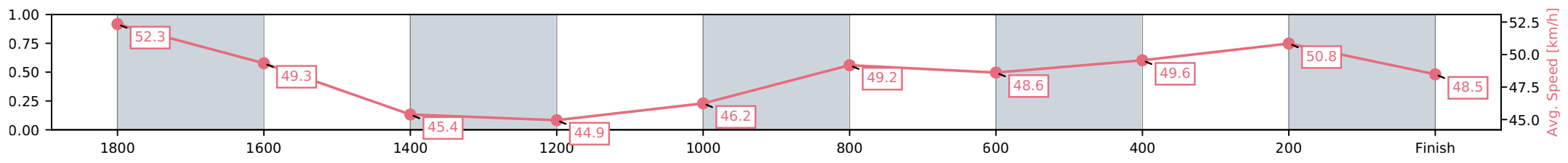
NZ Metropolitan Trotting Club Inc Harness  
 Race 3: WOODLANDS STUD MOBILE PACE - 1980m



10 April 2026 - 6:36PM

Weather: Cloudy

Section	L1980	L1800	L1600	L1400	L1200	L1000	L800	L600	L400	L200
Section Times	2:27.54 (0:12.04)	2:15.50 (0:14.80)	2:00.70 (0:15.78)	1:44.93 (0:16.02)	1:28.90 (0:15.66)	1:13.25 (0:14.84)	0:58.42 (0:14.81)	0:43.61 (0:14.67)	0:28.94 (0:14.08)	0:14.86 (0:14.86)
Average Speed [km/h]	52.3	49.3	45.4	44.9	46.2	49.2	48.6	49.6	50.8	48.5
Top Speed [km/h]	53.2	51.8	46.3	46.1	50.2	52.1	49.1	51.3	51.3	51.2
Avg. Dist. to Rail [m]	2.3	2.4	0.7	1.3	0.8	1.9	2.2	1.7	0.8	2.2



- [ ] Ranking at section and finish
- :-:- No data available at this section
- NA No data available