



# NZ Metropolitan Trotting Club Inc Harness

Race 4: MICHAEL BENDALL AT CORCORAN FRENCH MOBILE TROT - 1980m

10 April 2026 - 7:04PM

Weather: Cloudy



Field Times	2:26.24	2:15.12	2:00.66	1:45.38	1:30.29	1:14.60	0:59.34	0:44.79
(Race Tempo)	(0:11.12)	(0:14.46)	(0:15.29)	(0:15.09)	(0:15.69)	(0:15.26)	(0:14.55)	(0:14.39)

Rank	TAB#	Horse	Overall Time	First 400m	Top Speed km/h (Section)	L1980	L1800	L1600	L1400	L1200	L1000	L800	L600
	(BAR#)	Driver	Margin (DT-W)	Last 600m	Fastest Section (Time)	Start - 1800	1800 - 1600	1600 - 1400	1400 - 1200	1200 - 1000	1000 - 800	800 - 600	600 - 400
1	2	Bevron	2:26.24	0:27.93	54.9 (1980 - 1800)	2:26.24	2:14.65 [3]	2:00.26 [2]	1:45.04 [3]	1:29.95 [3]	1:14.28 [2]	0:59.01 [3]	0:44.45 [3]
	(2)	M J Williamson		0:44.45	600-400 (0:14.38)	(0:11.59)	(0:14.39)	(0:15.22)	(0:15.09)	(0:15.67)	(0:15.26)	(0:14.56)	(0:14.38)
2	9	Zoltan Boscik	2:26.27	0:27.56	56.1 (1980 - 1800)	2:26.27	2:15.15 [1]	2:00.69 [1]	1:45.40 [1]	1:30.32 [1]	1:14.63 [1]	0:59.37 [1]	0:44.82 [1]
	(9)	J F Curtin	0.2L (+2)	0:44.82	600-400 (0:14.39)	(0:11.12)	(0:14.46)	(0:15.29)	(0:15.09)	(0:15.68)	(0:15.26)	(0:14.55)	(0:14.39)
3	4	Mavis Jones	2:26.68	0:28.48	55.0 (1980 - 1800)	2:26.68	2:15.07 [4]	2:00.25 [4]	1:45.04 [5]	1:30.00 [5]	1:14.33 [4]	0:59.08 [5]	0:44.55 [5]
	(4)	B T Hope	2.5L (+1)	0:44.55	800-600 (0:14.53)	(0:11.61)	(0:14.82)	(0:15.21)	(0:15.04)	(0:15.66)	(0:15.26)	(0:14.53)	(0:14.54)
4	3	Wanna Play A Game	2:26.73	0:28.81	53.2 (1980 - 1800)	2:26.73	2:14.84 [6]	1:59.93 [6]	1:44.72 [7]	1:29.73 [7]	1:14.05 [6]	0:58.76 [8]	0:44.24 [7]
	(3)	S J Ottley	2.8L (+1)	0:44.24	800-600 (0:14.52)	(0:11.90)	(0:14.90)	(0:15.21)	(0:14.99)	(0:15.68)	(0:15.29)	(0:14.52)	(0:14.59)
5	6	Styrax	2:27.75	0:28.16	54.5 (1980 - 1800)	2:27.75	2:16.11 [5]	2:01.60 [3]	1:46.67 [2]	1:31.56 [2]	1:15.71 [3]	1:00.25 [4]	0:45.73 [4]
	(6)	J W Cox	8.6L (+19)	0:45.73	1800-1600 (0:14.51)	(0:11.64)	(0:14.51)	(0:14.94)	(0:15.11)	(0:15.84)	(0:15.46)	(0:14.52)	(0:14.84)
6	5	Sunny Louis	2:27.82	0:29.15	51.6 (1980 - 1800)	2:27.82	2:15.59 [8]	2:00.65 [8]	1:45.46 [9]	1:30.47 [9]	1:14.81 [9]	0:59.43 [10]	0:44.94 [9]
	(5)	S J Thornley	9.1L (+6)	0:44.94	800-600 (0:14.49)	(0:12.23)	(0:14.95)	(0:15.19)	(0:14.99)	(0:15.66)	(0:15.38)	(0:14.49)	(0:14.65)
7	7	One El	2:28.04	0:28.87	52.8 (1980 - 1800)	2:28.04	2:16.00 [7]	2:01.14 [7]	1:46.22 [6]	1:31.14 [6]	1:15.35 [7]	0:59.86 [9]	0:45.36 [8]
	(7)	C J DeFilippi	10.3L (+23)	0:45.37	800-600 (0:14.49)	(0:12.04)	(0:14.86)	(0:14.92)	(0:15.08)	(0:15.80)	(0:15.49)	(0:14.49)	(0:14.82)
8	10	I'm Connected	2:28.36	0:29.37	52.4 (1980 - 1800)	2:28.36	2:15.22 [10]	2:00.46 [10]	1:45.75 [10]	1:30.81 [10]	1:15.22 [10]	1:00.40 [7]	0:46.02 [6]
	(U1)	T M Williams	12.1L (+26)	0:46.02	800-600 (0:14.38)	(0:13.14)	(0:14.76)	(0:14.71)	(0:14.94)	(0:15.59)	(0:14.82)	(0:14.38)	(0:14.81)
9	8	Wilma's Boy	2:28.64	0:28.52	57.3 (1980 - 1800)	2:28.64	2:17.26 [2]	2:02.07 [5]	1:47.18 [4]	1:32.11 [4]	1:16.29 [4]	1:00.82 [6]	0:45.60 [10]
	(8)	P C Nairn	13.8L (+18)	0:45.59	1600-1400 (0:14.89)	(0:11.38)	(0:15.20)	(0:14.89)	(0:15.06)	(0:15.82)	(0:15.47)	(0:15.23)	(0:14.91)
10	11	Dynasty	2:30.07	0:28.92	52.9 (1000-800)	2:30.07	2:17.50 [9]	2:02.61 [9]	1:47.85 [8]	1:32.87 [8]	1:17.37 [8]	1:02.85 [2]	0:48.52 [2]
	(U2)	R J Butt	21.9L (+22)	0:48.52	800-600 (0:14.33)	(0:12.57)	(0:14.89)	(0:14.76)	(0:14.98)	(0:15.50)	(0:14.52)	(0:14.33)	(0:14.36)

Scratched: Landman (#1)

Report Created: Fri 10 April 2026

(Note: Races are conducted over an approximate distance as close as possible to the advertised distance, and recorded data may vary accordingly. Official times refer to race times only and do not include handicap times.)

[ ] Position in running at each section and finish TAB# Saddle cloth number

[ ] Fastest split

-:--:-- No data available at this section

BAR# Barrier/Gate Position

[■] Fastest section

NA No data available

DNF Did not finish

DNT Did not track

DT-W Distance travelled compared to winner in metres



# NZ Metropolitan Trotting Club Inc Harness

Race 4: MICHAEL BENDALL AT CORCORAN FRENCH MOBILE TROT - 1980m

10 April 2026 - 7:04PM

Weather: Cloudy



Field Times 0:30.40 0:15.64  
(Race Tempo) (0:14.76) (0:15.64)

Rank	TAB#	Horse	Overall Time	First 400m	Top Speed km/h (Section)	L400	L200						
	(BAR#)	Driver	Margin (DT-W)	Last 600m	Fastest Section (Time)	400 - 200	200 - Finish						
1	2	Bevron	2:26.24	0:27.93	54.9 (1980 - 1800)	0:30.07 [3]	0:15.35 [3]						
	(2)	M J Williamson		0:44.45	600-400 (0:14.38)	(0:14.72)	(0:15.35)						
2	9	Zoltan Boscik	2:26.27	0:27.56	56.1 (1980 - 1800)	0:30.43 [1]	0:15.67 [1]						
	(9)	J F Curtin	0.2L (+2)	0:44.82	600-400 (0:14.39)	(0:14.76)	(0:15.67)						
3	4	Mavis Jones	2:26.68	0:28.48	55.0 (1980 - 1800)	0:30.01 [4]	0:15.12 [4]						
	(4)	B T Hope	2.5L (+1)	0:44.55	800-600 (0:14.53)	(0:14.89)	(0:15.12)						
4	3	Wanna Play A Game	2:26.73	0:28.81	53.2 (1980 - 1800)	0:29.65 [6]	0:14.80 [5]						
	(3)	S J Ottley	2.8L (+1)	0:44.24	800-600 (0:14.52)	(0:14.85)	(0:14.80)						
5	6	Styrax	2:27.75	0:28.16	54.5 (1980 - 1800)	0:30.89 [5]	0:15.64 [6]						
	(6)	J W Cox	8.6L (+19)	0:45.73	1800-1600 (0:14.51)	(0:15.25)	(0:15.64)						
6	5	Sunny Louis	2:27.82	0:29.15	51.6 (1980 - 1800)	0:30.29 [9]	0:15.41 [7]						
	(5)	S J Thornley	9.1L (+6)	0:44.94	800-600 (0:14.49)	(0:14.88)	(0:15.41)						
7	7	One El	2:28.04	0:28.87	52.8 (1980 - 1800)	0:30.54 [8]	0:15.45 [9]						
	(7)	C J DeFilippi	10.3L (+23)	0:45.37	800-600 (0:14.49)	(0:15.10)	(0:15.45)						
8	10	I'm Connected	2:28.36	0:29.37	52.4 (1980 - 1800)	0:31.20 [7]	0:15.92 [8]						
	(U1)	T M Williams	12.1L (+26)	0:46.02	800-600 (0:14.38)	(0:15.29)	(0:15.92)						
9	8	Wilma's Boy	2:28.64	0:28.52	57.3 (1980 - 1800)	0:30.68 [10]	0:15.73 [10]						
	(8)	P C Nairn	13.8L (+18)	0:45.59	1600-1400 (0:14.89)	(0:14.95)	(0:15.73)						
10	11	Dynasty	2:30.07	0:28.92	52.9 (1000-800)	0:34.16 [2]	0:19.34 [2]						
	(U2)	R J Butt	21.9L (+22)	0:48.52	800-600 (0:14.33)	(0:14.82)	(0:19.34)						

Scratched: Landman (#1)

Report Created: Fri 10 April 2026

(Note: Races are conducted over an approximate distance as close as possible to the advertised distance, and recorded data may vary accordingly. Official times refer to race times only and do not include handicap times.)

[ ] Position in running at each section and finish TAB# Saddle cloth number

-:--:-- No data available at this section

NA No data available

DNT Did not track

BAR# Barrier/Gate Position

DNF Did not finish

DT-W Distance travelled compared to winner in metres

Fastest split

Fastest section

Horse/Jockey Name	Bevron/M J Williamson
Finish Rank	1
Fastest Section Time (Section)	0:14.38 (600-400)
Top Speed [km/h] (Section)	54.9 (1980 - 1800)
Race State	Finished



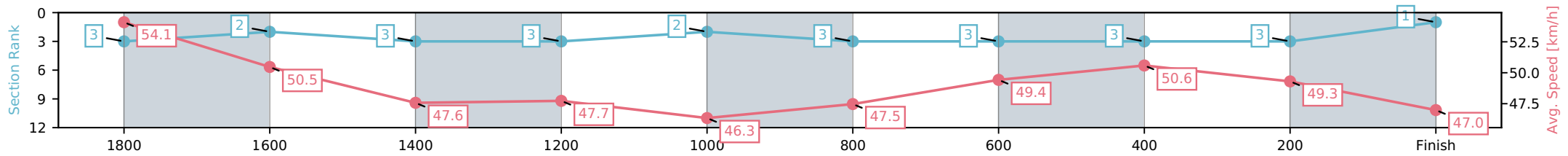
NZ Metropolitan Trotting Club Inc Harness  
 Race 4: MICHAEL BENDALL AT CORCORAN FRENCH  
 MOBILE TROT - 1980m



10 April 2026 - 7:04PM

Weather: Cloudy

Section	L1980	L1800	L1600	L1400	L1200	L1000	L800	L600	L400	L200
Section Times	2:26.24 (0:11.59)	2:14.65 [2] (0:14.39)	2:00.26 [3] (0:15.22)	1:45.04 [3] (0:15.09)	1:29.95 [2] (0:15.67)	1:14.28 [3] (0:15.26)	0:59.01 [3] (0:14.56)	0:44.45 [3] (0:14.38)	0:30.07 [3] (0:14.72)	0:15.35 [1] (0:15.35)
Average Speed [km/h]	54.1	50.5	47.6	47.7	46.3	47.5	49.4	50.6	49.3	47.0
Top Speed [km/h]	54.9	53.6	48.3	48.7	47.1	48.1	49.9	51.1	50.4	49.8
Avg. Dist. to Rail [m]	1.6	1.4	1.0	3.0	1.2	1.0	1.4	1.6	1.3	2.6



- [ ] Ranking at each section and finish
- :-:- No data available at this section
- NA No data available

Horse/Jockey Name	Zoltan Boscik/J F Curtin
Finish Rank	2
Fastest Section Time (Section)	0:14.39 (600-400)
Top Speed [km/h] (Section)	56.1 (1980 - 1800)
Race State	Finished



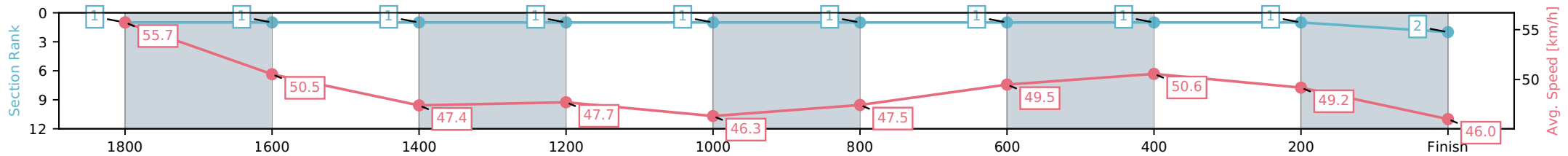
NZ Metropolitan Trotting Club Inc Harness  
 Race 4: MICHAEL BENDALL AT CORCORAN FRENCH  
 MOBILE TROT - 1980m



10 April 2026 - 7:04PM

Weather: Cloudy

Section	L1980	L1800	L1600	L1400	L1200	L1000	L800	L600	L400	L200
Section Times	2:26.27 (0:11.12)	2:15.15 [1] (0:14.46)	2:00.69 [1] (0:15.29)	1:45.40 [1] (0:15.09)	1:30.32 [1] (0:15.68)	1:14.63 [1] (0:15.26)	0:59.37 [1] (0:14.55)	0:44.82 [1] (0:14.39)	0:30.43 [1] (0:14.76)	0:15.67 [2] (0:15.67)
Average Speed [km/h]	55.7	50.5	47.4	47.7	46.3	47.5	49.5	50.6	49.2	46.0
Top Speed [km/h]	56.1	55.1	47.8	48.2	47.1	48.1	50.2	51.2	50.5	48.3
Avg. Dist. to Rail [m]	9.8	2.9	1.0	3.2	1.3	1.0	1.6	1.6	1.6	4.1



- [ ] Ranking at each section and finish
- :-:- No data available at this section
- NA No data available

Horse/Jockey Name	Mavis Jones/B T Hope
Finish Rank	3
Fastest Section Time (Section)	0:14.53 (800-600)
Top Speed [km/h] (Section)	55.0 (1980 - 1800)
Race State	Finished



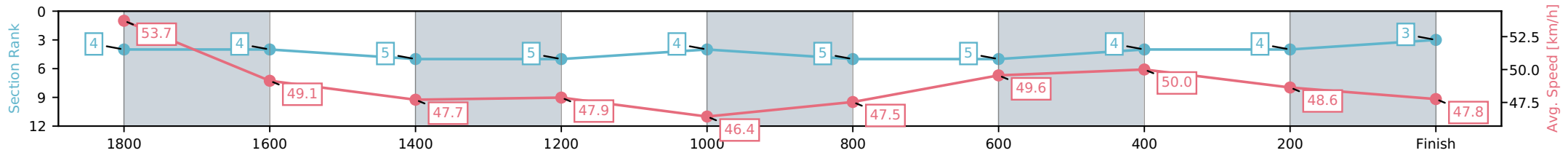
NZ Metropolitan Trotting Club Inc Harness  
 Race 4: MICHAEL BENDALL AT CORCORAN FRENCH  
 MOBILE TROT - 1980m



10 April 2026 - 7:04PM

Weather: Cloudy

Section	L1980	L1800	L1600	L1400	L1200	L1000	L800	L600	L400	L200
Section Times	2:26.68 (0:11.61)	2:15.07 [4] (0:14.82)	2:00.25 [5] (0:15.21)	1:45.04 [5] (0:15.04)	1:30.00 [4] (0:15.66)	1:14.33 [5] (0:15.26)	0:59.08 [5] (0:14.53)	0:44.55 [4] (0:14.54)	0:30.01 [4] (0:14.89)	0:15.12 [3] (0:15.12)
Average Speed [km/h]	53.7	49.1	47.7	47.9	46.4	47.5	49.6	50.0	48.6	47.8
Top Speed [km/h]	55.0	50.3	48.0	48.9	47.6	48.7	50.1	50.3	50.0	49.3
Avg. Dist. to Rail [m]	4.4	2.1	1.2	3.3	1.3	1.2	1.6	1.5	1.1	2.2



- [ ] Ranking at each section and finish
- :-:- No data available at this section
- NA No data available

Horse/Jockey Name	Wanna Play A Game/S J Ottley
Finish Rank	4
Fastest Section Time (Section)	0:14.52 (800-600)
Top Speed [km/h] (Section)	53.2 (1980 - 1800)
Race State	Finished



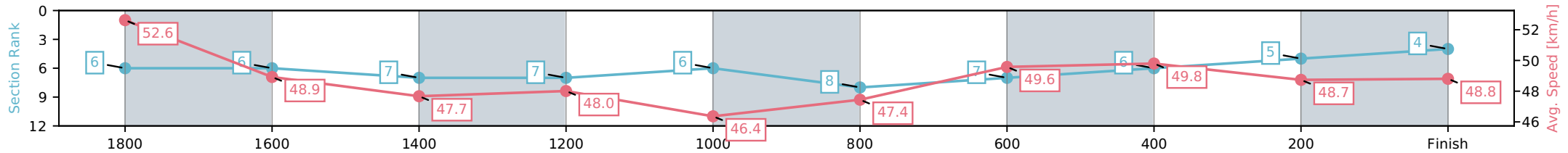
NZ Metropolitan Trotting Club Inc Harness  
 Race 4: MICHAEL BENDALL AT CORCORAN FRENCH  
 MOBILE TROT - 1980m



10 April 2026 - 7:04PM

Weather: Cloudy

Section	L1980	L1800	L1600	L1400	L1200	L1000	L800	L600	L400	L200
Section Times	2:26.73 (0:11.90)	2:14.84 [6] (0:14.90)	1:59.93 [7] (0:15.21)	1:44.72 [7] (0:14.99)	1:29.73 [6] (0:15.68)	1:14.05 [8] (0:15.29)	0:58.76 [7] (0:14.52)	0:44.24 [6] (0:14.59)	0:29.65 [5] (0:14.85)	0:14.80 [4] (0:14.80)
Average Speed [km/h]	52.6	48.9	47.7	48.0	46.4	47.4	49.6	49.8	48.7	48.8
Top Speed [km/h]	53.2	50.7	48.3	49.0	48.1	48.7	50.0	50.3	49.4	50.0
Avg. Dist. to Rail [m]	3.6	2.3	1.1	3.5	1.3	1.2	2.1	1.5	1.2	4.7



- [ ] Ranking at each section and finish
- :-:- No data available at this section
- NA No data available

Horse/Jockey Name	Styrax/J W Cox
Finish Rank	5
Fastest Section Time (Section)	0:14.51 (1800-1600)
Top Speed [km/h] (Section)	54.5 (1980 - 1800)
Race State	Finished



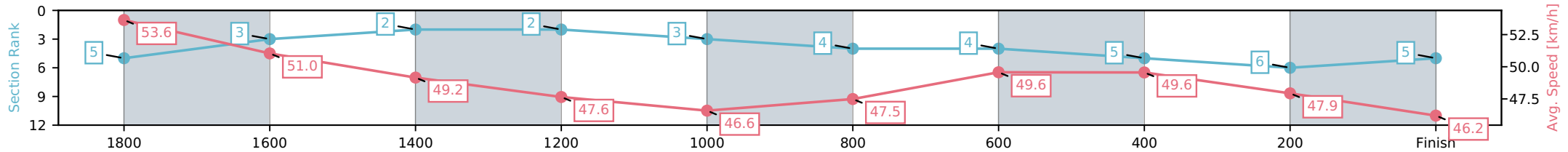
NZ Metropolitan Trotting Club Inc Harness  
 Race 4: MICHAEL BENDALL AT CORCORAN FRENCH  
 MOBILE TROT - 1980m



10 April 2026 - 7:04PM

Weather: Cloudy

Section	L1980	L1800	L1600	L1400	L1200	L1000	L800	L600	L400	L200
Section Times	2:27.75 (0:11.64)	2:16.11 [3] (0:14.51)	2:01.60 [2] (0:14.94)	1:46.67 [2] (0:15.11)	1:31.56 [3] (0:15.84)	1:15.71 [4] (0:15.46)	1:00.25 [4] (0:14.52)	0:45.73 [5] (0:14.84)	0:30.89 [6] (0:15.25)	0:15.64 [5] (0:15.64)
Average Speed [km/h]	53.6	51.0	49.2	47.6	46.6	47.5	49.6	49.6	47.9	46.2
Top Speed [km/h]	54.5	52.7	49.6	48.5	47.9	48.3	50.1	50.1	49.1	47.6
Avg. Dist. to Rail [m]	7.7	4.9	2.7	5.1	3.1	2.9	3.3	3.0	2.6	5.5



- [ ] Ranking at each section and finish
- :-:- No data available at this section
- NA No data available

Horse/Jockey Name	Sunny Louis/S J Thornley
Finish Rank	6
Fastest Section Time (Section)	0:14.49 (800-600)
Top Speed [km/h] (Section)	51.6 (1980 - 1800)
Race State	Finished



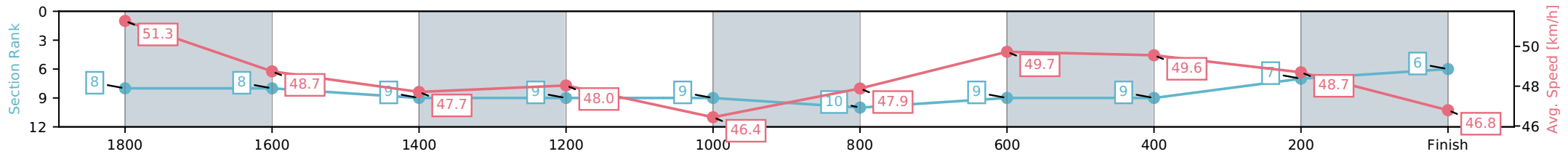
NZ Metropolitan Trotting Club Inc Harness  
 Race 4: MICHAEL BENDALL AT CORCORAN FRENCH  
 MOBILE TROT - 1980m



10 April 2026 - 7:04PM

Weather: Cloudy

Section	L1980	L1800	L1600	L1400	L1200	L1000	L800	L600	L400	L200
Section Times	2:27.82 (0:12.23)	2:15.59 [8] (0:14.95)	2:00.65 [9] (0:15.19)	1:45.46 [9] (0:14.99)	1:30.47 [9] (0:15.66)	1:14.81 [10] (0:15.38)	0:59.43 [9] (0:14.49)	0:44.94 [9] (0:14.65)	0:30.29 [7] (0:14.88)	0:15.41 [6] (0:15.41)
Average Speed [km/h]	51.3	48.7	47.7	48.0	46.4	47.9	49.7	49.6	48.7	46.8
Top Speed [km/h]	51.6	50.9	48.3	49.0	48.6	48.7	51.2	50.1	49.3	48.7
Avg. Dist. to Rail [m]	5.5	2.2	1.1	3.4	1.4	3.2	2.6	1.4	1.2	2.2



- [ ] Ranking at each section and finish
- :-:- No data available at this section
- NA No data available

Horse/Jockey Name	One El/C J DeFilippi
Finish Rank	7
Fastest Section Time (Section)	0:14.49 (800-600)
Top Speed [km/h] (Section)	52.8 (1980 - 1800)
Race State	Finished



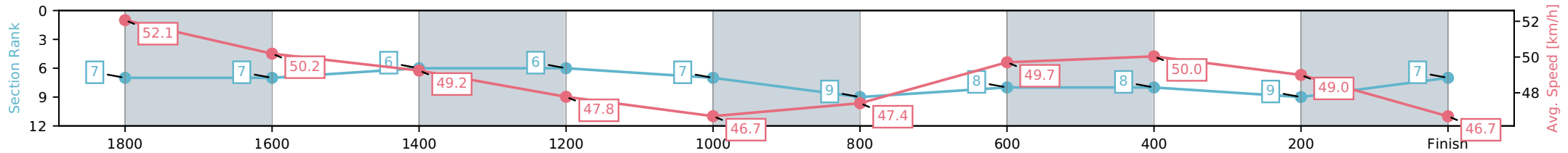
NZ Metropolitan Trotting Club Inc Harness  
 Race 4: MICHAEL BENDALL AT CORCORAN FRENCH  
 MOBILE TROT - 1980m



10 April 2026 - 7:04PM

Weather: Cloudy

Section	L1980	L1800	L1600	L1400	L1200	L1000	L800	L600	L400	L200
Section Times	2:28.04 (0:12.04)	2:16.00 [7] (0:14.86)	2:01.14 [6] (0:14.92)	1:46.22 [6] (0:15.08)	1:31.14 [7] (0:15.80)	1:15.35 [9] (0:15.49)	0:59.86 [8] (0:14.49)	0:45.36 [8] (0:14.82)	0:30.54 [9] (0:15.10)	0:15.45 [7] (0:15.45)
Average Speed [km/h]	52.1	50.2	49.2	47.8	46.7	47.4	49.7	50.0	49.0	46.7
Top Speed [km/h]	52.8	51.9	49.6	49.0	48.0	48.7	50.7	50.7	50.4	48.4
Avg. Dist. to Rail [m]	8.5	5.6	2.7	5.4	3.0	2.9	4.6	4.2	4.4	7.7



- [ ] Ranking at each section and finish
- :-:- No data available at this section
- NA No data available

Horse/Jockey Name	I'm Connected/T M Williams
Finish Rank	8
Fastest Section Time (Section)	0:14.38 (800-600)
Top Speed [km/h] (Section)	52.4 (1980 - 1800)
Race State	Finished



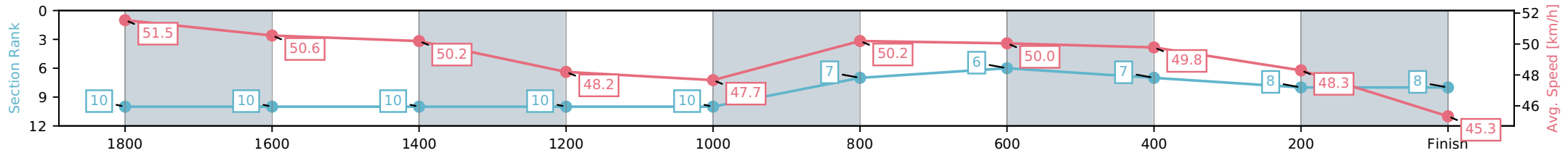
NZ Metropolitan Trotting Club Inc Harness  
 Race 4: MICHAEL BENDALL AT CORCORAN FRENCH  
 MOBILE TROT - 1980m



10 April 2026 - 7:04PM

Weather: Cloudy

Section	L1980	L1800	L1600	L1400	L1200	L1000	L800	L600	L400	L200
Section Times	2:28.36 (0:13.14)	2:15.22 [10] (0:14.76)	2:00.46 [10] (0:14.71)	1:45.75 [10] (0:14.94)	1:30.81 [10] (0:15.59)	1:15.22 [7] (0:14.82)	1:00.40 [6] (0:14.38)	0:46.02 [7] (0:14.81)	0:31.20 [8] (0:15.29)	0:15.92 [8] (0:15.92)
Average Speed [km/h]	51.5	50.6	50.2	48.2	47.7	50.2	50.0	49.8	48.3	45.3
Top Speed [km/h]	52.4	51.2	50.9	48.9	50.8	51.3	51.3	50.6	50.2	46.1
Avg. Dist. to Rail [m]	9.0	6.1	3.4	5.3	3.9	4.4	4.8	3.5	3.9	4.9



- [ ] Ranking at each section and finish
- :-:- No data available at this section
- NA No data available

Horse/Jockey Name	Wilma's Boy/P C Nairn
Finish Rank	9
Fastest Section Time (Section)	0:14.89 (1600-1400)
Top Speed [km/h] (Section)	57.3 (1980 - 1800)
Race State	Finished



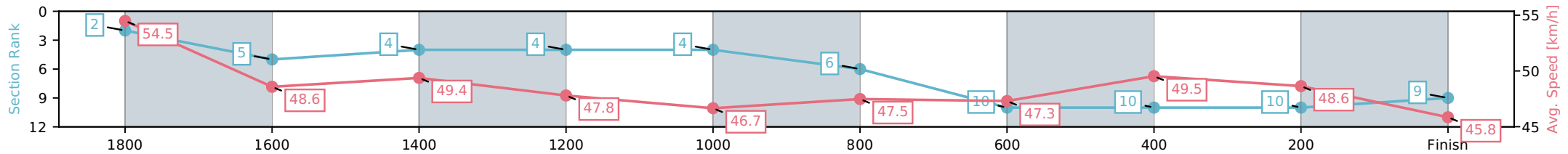
NZ Metropolitan Trotting Club Inc Harness  
 Race 4: MICHAEL BENDALL AT CORCORAN FRENCH  
 MOBILE TROT - 1980m



10 April 2026 - 7:04PM

Weather: Cloudy

Section	L1980	L1800	L1600	L1400	L1200	L1000	L800	L600	L400	L200
Section Times	2:28.64 (0:11.38)	2:17.26 [5] (0:15.20)	2:02.07 [4] (0:14.89)	1:47.18 [4] (0:15.06)	1:32.11 [4] (0:15.82)	1:16.29 [6] (0:15.47)	1:00.82 [10] (0:15.23)	0:45.60 [10] (0:14.91)	0:30.68 [10] (0:14.95)	0:15.73 [9] (0:15.73)
Average Speed [km/h]	54.5	48.6	49.4	47.8	46.7	47.5	47.3	49.5	48.6	45.8
Top Speed [km/h]	57.3	50.4	49.7	48.8	48.0	48.5	48.9	50.3	49.9	47.4
Avg. Dist. to Rail [m]	8.1	4.0	2.8	5.3	3.1	2.8	3.8	3.9	1.6	4.4



- [ ] Ranking at each section and finish
- :-:- No data available at this section
- NA No data available

Horse/Jockey Name	Dynasty/R J Butt
Finish Rank	10
Fastest Section Time (Section)	0:14.33 (800-600)
Top Speed [km/h] (Section)	52.9 (1000-800)
Race State	Finished



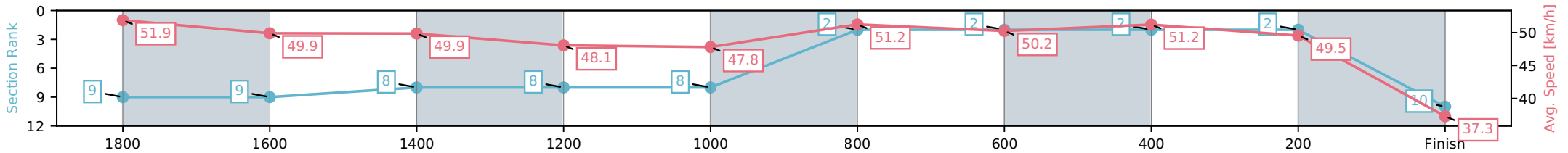
NZ Metropolitan Trotting Club Inc Harness  
 Race 4: MICHAEL BENDALL AT CORCORAN FRENCH  
 MOBILE TROT - 1980m



10 April 2026 - 7:04PM

Weather: Cloudy

Section	L1980	L1800	L1600	L1400	L1200	L1000	L800	L600	L400	L200
Section Times	2:30.07 (0:12.57)	2:17.50 [9] (0:14.89)	2:02.61 [8] (0:14.76)	1:47.85 [8] (0:14.98)	1:32.87 [8] (0:15.50)	1:17.37 [2] (0:14.52)	1:02.85 [2] (0:14.33)	0:48.52 [2] (0:14.36)	0:34.16 [2] (0:14.82)	0:19.34 [10] (0:19.34)
Average Speed [km/h]	51.9	49.9	49.9	48.1	47.8	51.2	50.2	51.2	49.5	37.3
Top Speed [km/h]	52.8	50.4	50.6	49.4	52.2	52.9	50.8	51.5	51.3	47.4
Avg. Dist. to Rail [m]	8.7	5.4	3.0	5.2	3.6	4.4	3.0	3.0	3.1	9.7



[ ] Ranking at each section and finish  
 -:-:- No data available at this section  
 NA No data available