



NZ Metropolitan Trotting Club Inc Harness
 Race 5: LAUGHING OWL WHISKEY MOBILE PACE - 1980m
 10 April 2026 - 7:35PM



Weather: Cloudy

Field Times (Race Tempo) 2:23.21 (0:10.95) 2:12.26 (0:13.68) 1:58.58 (0:14.31) 1:44.27 (0:15.05) 1:29.22 (0:15.65) 1:13.57 (0:15.72) 0:57.85 (0:14.18) 0:43.67 (0:14.80)

| Rank | TAB# | Horse | Overall Time | First 400m | Top Speed km/h (Section) | L1980 | L1800 | L1600 | L1400 | L1200 | L1000 | L800 | L600 |
|------|--------|-------------------|---------------|------------|--------------------------|--------------|--------------|--------------|--------------|--------------|--------------|--------------|--------------|
| | (BAR#) | Driver | Margin (DT-W) | Last 600m | Fastest Section (Time) | Start - 1800 | 1800 - 1600 | 1600 - 1400 | 1400 - 1200 | 1200 - 1000 | 1000 - 800 | 800 - 600 | 600 - 400 |
| 1 | 11 | Cinderella Franco | 2:23.21 | 0:26.86 | 56.9 (1980 - 1800) | 2:23.21 | 2:11.66 [8] | 1:57.91 [5] | 1:43.69 [4] | 1:28.69 [4] | 1:12.92 [4] | 0:57.59 [2] | 0:43.67 [1] |
| | (11) | Craig D Thornley | | 0:43.67 | 1800-1600 (0:13.75) | (0:11.55) | (0:13.75) | (0:14.22) | (0:15.00) | (0:15.77) | (0:15.33) | (0:13.92) | (0:14.80) |
| 2 | 13 | Seeking Clarity | 2:25.30 | 0:28.36 | 55.0 (1980 - 1800) | 2:25.30 | 2:13.15 [12] | 1:58.55 [13] | 1:43.92 [12] | 1:29.23 [12] | 1:13.40 [12] | 0:57.92 [13] | 0:43.79 [12] |
| | (13) | M J Williamson | 11.9L (+16) | 0:43.79 | 800-600 (0:14.13) | (0:12.15) | (0:14.60) | (0:14.63) | (0:14.69) | (0:15.84) | (0:15.48) | (0:14.13) | (0:14.35) |
| 3 | 1 | Larissa Beaudiene | 2:25.41 | 0:26.40 | 57.4 (1980 - 1800) | 2:25.41 | 2:14.35 [2] | 2:00.40 [3] | 1:46.13 [3] | 1:31.09 [3] | 1:15.45 [2] | 0:59.74 [3] | 0:45.11 [4] |
| | (1) | S W Hill | 12.5L (-7) | 0:45.11 | 1800-1600 (0:13.95) | (0:11.06) | (0:13.95) | (0:14.27) | (0:15.04) | (0:15.64) | (0:15.72) | (0:14.63) | (0:14.70) |
| 4 | 12 | Lizzie Borden | 2:25.43 | 0:28.07 | 55.2 (1980 - 1800) | 2:25.43 | 2:13.58 [10] | 1:58.98 [10] | 1:44.34 [11] | 1:29.65 [11] | 1:13.87 [11] | 0:58.33 [12] | 0:44.22 [11] |
| | (12) | J W Cox | 12.7L (+13) | 0:44.23 | 800-600 (0:14.11) | (0:11.85) | (0:14.60) | (0:14.64) | (0:14.69) | (0:15.78) | (0:15.54) | (0:14.11) | (0:14.31) |
| 5 | 7 | Brandi Snapp | 2:25.70 | 0:27.09 | 56.4 (1980 - 1800) | 2:25.70 | 2:14.56 [3] | 2:00.10 [7] | 1:45.29 [8] | 1:30.60 [7] | 1:15.00 [7] | 0:59.40 [7] | 0:44.89 [7] |
| | (7) | J F Curtin | 14.2L (+2) | 0:44.90 | 1800-1600 (0:14.46) | (0:11.14) | (0:14.46) | (0:14.81) | (0:14.70) | (0:15.59) | (0:15.61) | (0:14.51) | (0:14.85) |
| 6 | 8 | Vincent Reactress | 2:25.77 | 0:28.24 | 53.9 (1980 - 1800) | 2:25.77 | 2:13.86 [11] | 1:59.14 [12] | 1:44.06 [13] | 1:29.34 [13] | 1:13.76 [13] | 0:58.83 [11] | 0:44.59 [10] |
| | (8) | W J House | 14.6L (-2) | 0:44.59 | 800-600 (0:14.24) | (0:11.91) | (0:14.72) | (0:15.08) | (0:14.72) | (0:15.58) | (0:14.93) | (0:14.24) | (0:14.81) |
| 7 | 3 | Mattie Nevin | 2:26.06 | 0:27.09 | 55.5 (1980 - 1800) | 2:26.06 | 2:14.70 [6] | 2:00.39 [8] | 1:46.04 [6] | 1:31.17 [6] | 1:15.45 [6] | 1:00.08 [4] | 0:46.23 [2] |
| | (3) | S J Ottley | 16.3L (+5) | 0:46.23 | 800-600 (0:13.85) | (0:11.36) | (0:14.30) | (0:14.36) | (0:14.86) | (0:15.72) | (0:15.37) | (0:13.85) | (0:14.79) |
| 8 | 4 | Eyes Of An Angel | 2:27.29 | 0:28.16 | 52.1 (1980 - 1800) | 2:27.29 | 2:15.08 [13] | 2:00.70 [11] | 1:46.44 [10] | 1:31.84 [9] | 1:16.28 [9] | 1:00.66 [9] | 0:46.27 [9] |
| | (4) | S J Tomlinson | 23.3L (-9) | 0:46.27 | 1600-1400 (0:14.26) | (0:12.21) | (0:14.38) | (0:14.26) | (0:14.61) | (0:15.56) | (0:15.62) | (0:14.38) | (0:15.39) |
| 9 | 5 | Lous Pinup Girl | 2:27.33 | 0:26.01 | 57.7 (1980 - 1800) | 2:27.33 | 2:16.38 [1] | 2:02.70 [1] | 1:48.39 [1] | 1:33.34 [1] | 1:17.69 [1] | 1:01.97 [1] | 0:47.35 [3] |
| | (5) | T M Williams | 23.5L (-11) | 0:47.35 | 1800-1600 (0:13.68) | (0:10.95) | (0:13.68) | (0:14.31) | (0:15.05) | (0:15.65) | (0:15.72) | (0:14.62) | (0:15.03) |
| 10 | 10 | Shezabettorgirl | 2:30.06 | 0:27.04 | 55.6 (1980 - 1800) | 2:30.06 | 2:18.36 [9] | 2:04.57 [6] | 1:50.16 [5] | 1:35.37 [5] | 1:19.70 [5] | 1:04.07 [5] | 0:49.31 [6] |
| | (10) | S J Thornley | 39.1L (-15) | 0:49.31 | 1800-1600 (0:13.78) | (0:11.70) | (0:13.78) | (0:14.41) | (0:14.79) | (0:15.67) | (0:15.63) | (0:14.76) | (0:15.43) |

Report Created: Fri 10 April 2026

(Note: Races are conducted over an approximate distance as close as possible to the advertised distance, and recorded data may vary accordingly. Official times refer to race times only and do not include handicap times.)

[] Position in running at each section and finish TAB# Saddle cloth number

Fastest split

-:--:-- No data available at this section

BAR# Barrier/Gate Position

Fastest section

NA No data available

DNF Did not finish

DNT Did not track

DT-W Distance travelled compared to winner in metres



NZ Metropolitan Trotting Club Inc Harness
Race 5: LAUGHING OWL WHISKEY MOBILE PACE - 1980m

10 April 2026 - 7:35PM

Weather: Cloudy



Field Times (Race Tempo) 2:23.21 (0:10.95) 2:12.26 (0:13.68) 1:58.58 (0:14.31) 1:44.27 (0:15.05) 1:29.22 (0:15.65) 1:13.57 (0:15.72) 0:57.85 (0:14.18) 0:43.67 (0:14.80)

| Rank | TAB# | Horse | Overall Time | First 400m | Top Speed km/h (Section) | L1980 | L1800 | L1600 | L1400 | L1200 | L1000 | L800 | L600 |
|------|--------|--------------|---------------|------------|--------------------------|--------------|-------------|-------------|-------------|--------------|--------------|--------------|--------------|
| | (BAR#) | Driver | Margin (DT-W) | Last 600m | Fastest Section (Time) | Start - 1800 | 1800 - 1600 | 1600 - 1400 | 1400 - 1200 | 1200 - 1000 | 1000 - 800 | 800 - 600 | 600 - 400 |
| 11 | 9 | Show Stopper | 2:30.34 | 0:27.57 | 55.9 (1980 - 1800) | 2:30.34 | 2:18.86 [7] | 2:04.25 [9] | 1:49.61 [9] | 1:34.86 [10] | 1:19.07 [10] | 1:03.54 [10] | 0:49.40 [8] |
| | (9) | R J Butt | 40.7L (+11) | 0:49.40 | 800-600 (0:14.13) | (0:11.48) | (0:14.61) | (0:14.64) | (0:14.75) | (0:15.78) | (0:15.54) | (0:14.13) | (0:15.41) |
| 12 | 6 | Sugar Babe | 2:30.85 | 0:26.73 | 55.9 (1980 - 1800) | 2:30.85 | 2:19.58 [5] | 2:05.59 [4] | 1:50.52 [7] | 1:35.65 [8] | 1:19.90 [8] | 1:04.47 [8] | 0:50.37 [5] |
| | (6) | K A Butt | 43.6L (+13) | 0:50.37 | 1800-1600 (0:13.99) | (0:11.27) | (0:13.99) | (0:15.07) | (0:14.87) | (0:15.75) | (0:15.43) | (0:14.10) | (0:15.29) |
| 13 | 2 | Monkee Major | 2:47.07 | 0:26.19 | 57.1 (1980 - 1800) | 2:47.07 | 2:35.93 [4] | 2:22.27 [2] | 2:07.92 [2] | 1:52.88 [2] | 1:37.08 [3] | 1:20.78 [6] | 1:03.41 [13] |
| | (2) | J C Morrison | 136.3L (+5) | 1:03.41 | 1800-1600 (0:13.66) | (0:11.14) | (0:13.66) | (0:14.35) | (0:15.04) | (0:15.80) | (0:16.30) | (0:17.38) | (0:20.95) |

- [] Position in running at each section and finish TAB# Saddle cloth number
- :-- No data available at this section BAR# Barrier/Gate Position
- NA No data available DNF Did not finish
- DNT Did not track DT-W Distance travelled compared to winner in metres

- Fastest split
- Fastest section



NZ Metropolitan Trotting Club Inc Harness
 Race 5: LAUGHING OWL WHISKEY MOBILE PACE - 1980m
 10 April 2026 - 7:35PM



Weather: Cloudy

Field Times 0:28.87 0:14.11
 (Race Tempo) (0:14.76) (0:14.11)

| Rank | TAB# | Horse | Overall Time | First 400m | Top Speed km/h (Section) | L400 | L200 | | | | | | |
|------|--------|-------------------|---------------|------------|--------------------------|--------------|--------------|--|--|--|--|--|--|
| | (BAR#) | Driver | Margin (DT-W) | Last 600m | Fastest Section (Time) | 400 - 200 | 200 - Finish | | | | | | |
| 1 | 11 | Cinderella Franco | 2:23.21 | 0:26.86 | 56.9 (1980 - 1800) | 0:28.87 [1] | 0:14.11 [1] | | | | | | |
| | (11) | Craig D Thornley | | 0:43.67 | 1800-1600 (0:13.75) | (0:14.76) | (0:14.11) | | | | | | |
| 2 | 13 | Seeking Clarity | 2:25.30 | 0:28.36 | 55.0 (1980 - 1800) | 0:29.44 [8] | 0:14.81 [5] | | | | | | |
| | (13) | M J Williamson | 11.9L (+16) | 0:43.79 | 800-600 (0:14.13) | (0:14.63) | (0:14.81) | | | | | | |
| 3 | 1 | Larissa Beaudiene | 2:25.41 | 0:26.40 | 57.4 (1980 - 1800) | 0:30.41 [3] | 0:15.42 [2] | | | | | | |
| | (1) | S W Hill | 12.5L (-7) | 0:45.11 | 1800-1600 (0:13.95) | (0:14.99) | (0:15.42) | | | | | | |
| 4 | 12 | Lizzie Borden | 2:25.43 | 0:28.07 | 55.2 (1980 - 1800) | 0:29.92 [5] | 0:15.10 [4] | | | | | | |
| | (12) | J W Cox | 12.7L (+13) | 0:44.23 | 800-600 (0:14.11) | (0:14.82) | (0:15.10) | | | | | | |
| 5 | 7 | Brandi Snapp | 2:25.70 | 0:27.09 | 56.4 (1980 - 1800) | 0:30.04 [6] | 0:15.05 [8] | | | | | | |
| | (7) | J F Curtin | 14.2L (+2) | 0:44.90 | 1800-1600 (0:14.46) | (0:15.00) | (0:15.05) | | | | | | |
| 6 | 8 | Vincent Reactress | 2:25.77 | 0:28.24 | 53.9 (1980 - 1800) | 0:29.78 [9] | 0:15.20 [7] | | | | | | |
| | (8) | W J House | 14.6L (-2) | 0:44.59 | 800-600 (0:14.24) | (0:14.58) | (0:15.20) | | | | | | |
| 7 | 3 | Mattie Nevin | 2:26.06 | 0:27.09 | 55.5 (1980 - 1800) | 0:31.44 [2] | 0:16.01 [3] | | | | | | |
| | (3) | S J Ottley | 16.3L (+5) | 0:46.23 | 800-600 (0:13.85) | (0:15.43) | (0:16.01) | | | | | | |
| 8 | 4 | Eyes Of An Angel | 2:27.29 | 0:28.16 | 52.1 (1980 - 1800) | 0:30.88 [12] | 0:15.89 [9] | | | | | | |
| | (4) | S J Tomlinson | 23.3L (-9) | 0:46.27 | 1600-1400 (0:14.26) | (0:14.99) | (0:15.89) | | | | | | |
| 9 | 5 | Lous Pinup Girl | 2:27.33 | 0:26.01 | 57.7 (1980 - 1800) | 0:32.32 [4] | 0:16.80 [6] | | | | | | |
| | (5) | T M Williams | 23.5L (-11) | 0:47.35 | 1800-1600 (0:13.68) | (0:15.52) | (0:16.80) | | | | | | |
| 10 | 10 | Shezabettorgirl | 2:30.06 | 0:27.04 | 55.6 (1980 - 1800) | 0:33.88 [10] | 0:17.38 [11] | | | | | | |
| | (10) | S J Thornley | 39.1L (-15) | 0:49.31 | 1800-1600 (0:13.78) | (0:16.50) | (0:17.38) | | | | | | |

Report Created: Fri 10 April 2026

(Note: Races are conducted over an approximate distance as close as possible to the advertised distance, and recorded data may vary accordingly. Official times refer to race times only and do not include handicap times.)

[] Position in running at each section and finish TAB# Saddle cloth number
 -:-:- No data available at this section BAR# Barrier/Gate Position
 NA No data available DNF Did not finish
 DNT Did not track DT-W Distance travelled compared to winner in metres

Fastest split
 Fastest section



NZ Metropolitan Trotting Club Inc Harness
 Race 5: LAUGHING OWL WHISKEY MOBILE PACE - 1980m
 10 April 2026 - 7:35PM



Weather: Cloudy

Field Times 0:28.87 0:14.11
 (Race Tempo) (0:14.76) (0:14.11)

| Rank | TAB# | Horse | Overall Time | First 400m | Top Speed km/h (Section) | L400 | L200 | | | | | | |
|------|--------|--------------|---------------|------------|--------------------------|--------------|--------------|--|--|--|--|--|--|
| | (BAR#) | Driver | Margin (DT-W) | Last 600m | Fastest Section (Time) | 400 - 200 | 200 - Finish | | | | | | |
| 11 | 9 | Show Stopper | 2:30.34 | 0:27.57 | 55.9 (1980 - 1800) | 0:34.00 [11] | 0:17.53 [12] | | | | | | |
| | (9) | R J Butt | 40.7L (+11) | 0:49.40 | 800-600 (0:14.13) | (0:16.46) | (0:17.53) | | | | | | |
| 12 | 6 | Sugar Babe | 2:30.85 | 0:26.73 | 55.9 (1980 - 1800) | 0:35.08 [7] | 0:18.76 [10] | | | | | | |
| | (6) | K A Butt | 43.6L (+13) | 0:50.37 | 1800-1600 (0:13.99) | (0:16.32) | (0:18.76) | | | | | | |
| 13 | 2 | Monkee Major | 2:47.07 | 0:26.19 | 57.1 (1980 - 1800) | 0:42.46 [13] | 0:21.85 [13] | | | | | | |
| | (2) | J C Morrison | 136.3L (+5) | 1:03.41 | 1800-1600 (0:13.66) | (0:20.61) | (0:21.85) | | | | | | |

Report Created: Fri 10 April 2026

(Note: Races are conducted over an approximate distance as close as possible to the advertised distance, and recorded data may vary accordingly. Official times refer to race times only and do not include handicap times.)

[] Position in running at each section and finish TAB# Saddle cloth number

Fastest split

:-:-- No data available at this section

BAR# Barrier/Gate Position

Fastest section

NA No data available

DNF Did not finish

DNT Did not track

DT-W Distance travelled compared to winner in metres

| | |
|--------------------------------|------------------------------------|
| Horse/Jockey Name | Cinderella Franco/Craig D Thornley |
| Finish Rank | 1 |
| Fastest Section Time (Section) | 0:13.75 (1800-1600) |
| Top Speed [km/h] (Section) | 56.9 (1980 - 1800) |
| Race State | Finished |

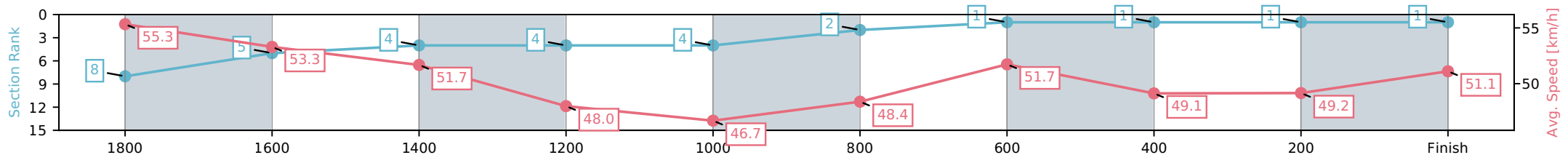


NZ Metropolitan Trotting Club Inc Harness
 Race 5: LAUGHING OWL WHISKEY MOBILE PACE - 1980m



10 April 2026 - 7:35PM
 Weather: Cloudy

| Section | L1980 | L1800 | L1600 | L1400 | L1200 | L1000 | L800 | L600 | L400 | L200 |
|------------------------|----------------------|--------------------------|--------------------------|--------------------------|--------------------------|--------------------------|--------------------------|--------------------------|--------------------------|--------------------------|
| Section Times | 2:23.21 (0:11.55) | 2:11.66 [5] (0:13.75) | 1:57.91 [4] (0:14.22) | 1:43.69 [4] (0:15.00) | 1:28.69 [4] (0:15.77) | 1:12.92 [2] (0:15.33) | 0:57.59 [1] (0:13.92) | 0:43.67 [1] (0:14.80) | 0:28.87 [1] (0:14.76) | 0:14.11 [1] (0:14.11) |
| Average Speed [km/h] | 55.3 | 53.3 | 51.7 | 48.0 | 46.7 | 48.4 | 51.7 | 49.1 | 49.2 | 51.1 |
| Top Speed [km/h] | 56.9 | 54.3 | 53.2 | 50.4 | 47.1 | 50.8 | 52.8 | 50.4 | 50.8 | 51.5 |
| Avg. Dist. to Rail [m] | 3.6 | 2.7 | 2.8 | 4.6 | 2.8 | 3.9 | 3.0 | 1.6 | 1.4 | 3.8 |



[] Ranking at each section and finish
 -:-:- No data available at this section
 NA No data available

| | |
|--------------------------------|--------------------------------|
| Horse/Jockey Name | Seeking Clarity/M J Williamson |
| Finish Rank | 2 |
| Fastest Section Time (Section) | 0:14.13 (800-600) |
| Top Speed [km/h] (Section) | 55.0 (1980 - 1800) |
| Race State | Finished |

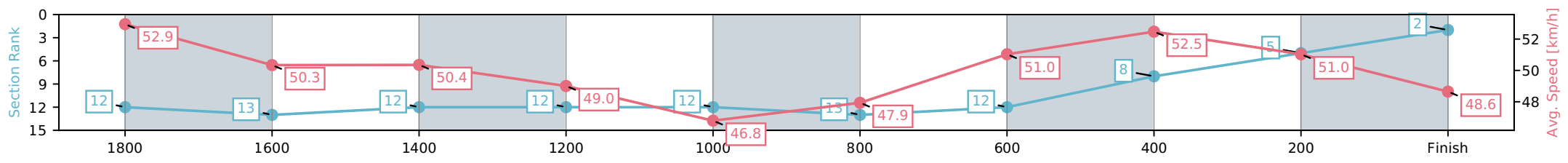


NZ Metropolitan Trotting Club Inc Harness
 Race 5: LAUGHING OWL WHISKEY MOBILE PACE - 1980m



10 April 2026 - 7:35PM
 Weather: Cloudy

| Section | L1980 | L1800 | L1600 | L1400 | L1200 | L1000 | L800 | L600 | L400 | L200 |
|------------------------|----------------------|---------------------------|---------------------------|---------------------------|---------------------------|---------------------------|---------------------------|--------------------------|--------------------------|--------------------------|
| Section Times | 2:25.30 (0:12.15) | 2:13.15 [13] (0:14.60) | 1:58.55 [12] (0:14.63) | 1:43.92 [12] (0:14.69) | 1:29.23 [12] (0:15.84) | 1:13.40 [13] (0:15.48) | 0:57.92 [12] (0:14.13) | 0:43.79 [8] (0:14.35) | 0:29.44 [5] (0:14.63) | 0:14.81 [2] (0:14.81) |
| Average Speed [km/h] | 52.9 | 50.3 | 50.4 | 49.0 | 46.8 | 47.9 | 51.0 | 52.5 | 51.0 | 48.6 |
| Top Speed [km/h] | 55.0 | 53.2 | 51.6 | 49.7 | 47.5 | 50.6 | 51.8 | 53.5 | 52.9 | 50.5 |
| Avg. Dist. to Rail [m] | 5.8 | 3.3 | 3.1 | 5.0 | 3.5 | 4.2 | 5.4 | 6.2 | 5.6 | 9.0 |



[] Ranking at each section and finish
 -:-:- No data available at this section
 NA No data available

| | |
|--------------------------------|----------------------------|
| Horse/Jockey Name | Larissa Beaudiene/S W Hill |
| Finish Rank | 3 |
| Fastest Section Time (Section) | 0:13.95 (1800-1600) |
| Top Speed [km/h] (Section) | 57.4 (1980 - 1800) |
| Race State | Finished |

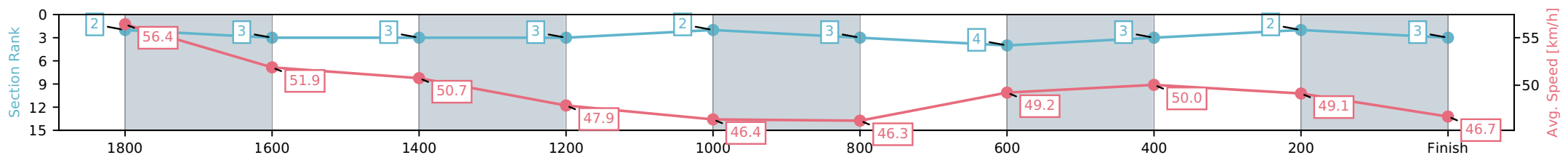


NZ Metropolitan Trotting Club Inc Harness
 Race 5: LAUGHING OWL WHISKEY MOBILE PACE - 1980m



10 April 2026 - 7:35PM
 Weather: Cloudy

| Section | L1980 | L1800 | L1600 | L1400 | L1200 | L1000 | L800 | L600 | L400 | L200 |
|------------------------|----------------------|--------------------------|--------------------------|--------------------------|--------------------------|--------------------------|--------------------------|--------------------------|--------------------------|--------------------------|
| Section Times | 2:25.41 (0:11.06) | 2:14.35 [3] (0:13.95) | 2:00.40 [3] (0:14.27) | 1:46.13 [3] (0:15.04) | 1:31.09 [2] (0:15.64) | 1:15.45 [3] (0:15.72) | 0:59.74 [4] (0:14.63) | 0:45.11 [3] (0:14.70) | 0:30.41 [2] (0:14.99) | 0:15.42 [3] (0:15.42) |
| Average Speed [km/h] | 56.4 | 51.9 | 50.7 | 47.9 | 46.4 | 46.3 | 49.2 | 50.0 | 49.1 | 46.7 |
| Top Speed [km/h] | 57.4 | 55.3 | 52.3 | 49.1 | 47.5 | 47.7 | 50.1 | 50.5 | 50.4 | 48.1 |
| Avg. Dist. to Rail [m] | 1.6 | 0.8 | 1.0 | 2.8 | 1.1 | 1.4 | 1.8 | 2.8 | 3.6 | 5.5 |



[] Ranking at each section and finish
 -:-:- No data available at this section
 NA No data available

| | |
|--------------------------------|-----------------------|
| Horse/Jockey Name | Lizzie Borden/J W Cox |
| Finish Rank | 4 |
| Fastest Section Time (Section) | 0:14.11 (800-600) |
| Top Speed [km/h] (Section) | 55.2 (1980 - 1800) |
| Race State | Finished |

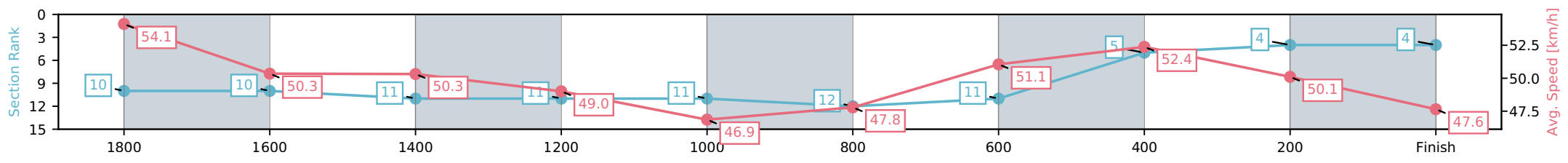


NZ Metropolitan Trotting Club Inc Harness
 Race 5: LAUGHING OWL WHISKEY MOBILE PACE - 1980m



10 April 2026 - 7:35PM
 Weather: Cloudy

| Section | L1980 | L1800 | L1600 | L1400 | L1200 | L1000 | L800 | L600 | L400 | L200 |
|------------------------|----------------------|---------------------------|---------------------------|---------------------------|---------------------------|---------------------------|---------------------------|--------------------------|--------------------------|--------------------------|
| Section Times | 2:25.43 (0:11.85) | 2:13.58 [10] (0:14.60) | 1:58.98 [11] (0:14.64) | 1:44.34 [11] (0:14.69) | 1:29.65 [11] (0:15.78) | 1:13.87 [12] (0:15.54) | 0:58.33 [11] (0:14.11) | 0:44.22 [5] (0:14.31) | 0:29.92 [4] (0:14.82) | 0:15.10 [4] (0:15.10) |
| Average Speed [km/h] | 54.1 | 50.3 | 50.3 | 49.0 | 46.9 | 47.8 | 51.1 | 52.4 | 50.1 | 47.6 |
| Top Speed [km/h] | 55.2 | 53.0 | 51.4 | 49.9 | 47.6 | 50.1 | 51.6 | 52.8 | 52.0 | 49.0 |
| Avg. Dist. to Rail [m] | 5.0 | 3.3 | 3.1 | 5.0 | 3.4 | 4.1 | 5.3 | 5.8 | 4.6 | 7.3 |



[] Ranking at each section and finish
 -:-:- No data available at this section
 NA No data available

| | |
|--------------------------------|-------------------------|
| Horse/Jockey Name | Brandi Snapp/J F Curtin |
| Finish Rank | 5 |
| Fastest Section Time (Section) | 0:14.46 (1800-1600) |
| Top Speed [km/h] (Section) | 56.4 (1980 - 1800) |
| Race State | Finished |

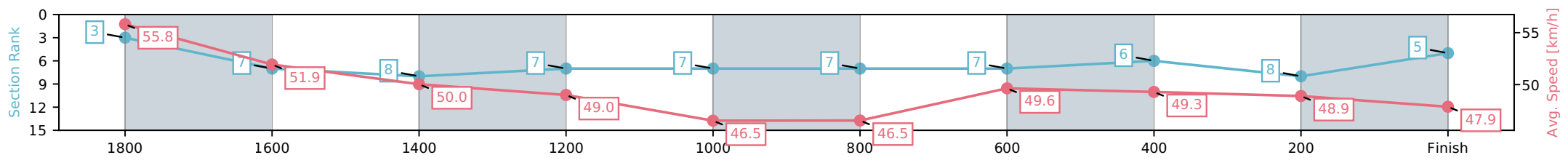


NZ Metropolitan Trotting Club Inc Harness
 Race 5: LAUGHING OWL WHISKEY MOBILE PACE - 1980m



10 April 2026 - 7:35PM
 Weather: Cloudy

| Section | L1980 | L1800 | L1600 | L1400 | L1200 | L1000 | L800 | L600 | L400 | L200 |
|------------------------|----------------------|--------------------------|--------------------------|--------------------------|--------------------------|--------------------------|--------------------------|--------------------------|--------------------------|--------------------------|
| Section Times | 2:25.70 (0:11.14) | 2:14.56 [7] (0:14.46) | 2:00.10 [8] (0:14.81) | 1:45.29 [7] (0:14.70) | 1:30.60 [7] (0:15.59) | 1:15.00 [7] (0:15.61) | 0:59.40 [7] (0:14.51) | 0:44.89 [6] (0:14.85) | 0:30.04 [8] (0:15.00) | 0:15.05 [5] (0:15.05) |
| Average Speed [km/h] | 55.8 | 51.9 | 50.0 | 49.0 | 46.5 | 46.5 | 49.6 | 49.3 | 48.9 | 47.9 |
| Top Speed [km/h] | 56.4 | 54.6 | 51.3 | 50.2 | 47.4 | 48.1 | 51.0 | 50.1 | 49.5 | 48.9 |
| Avg. Dist. to Rail [m] | 10.8 | 6.7 | 3.6 | 3.2 | 1.0 | 1.4 | 3.1 | 2.6 | 3.2 | 8.9 |



[] Ranking at each section and finish
 -:-:- No data available at this section
 NA No data available

| | |
|--------------------------------|-----------------------------|
| Horse/Jockey Name | Vincent Reactress/W J House |
| Finish Rank | 6 |
| Fastest Section Time (Section) | 0:14.24 (800-600) |
| Top Speed [km/h] (Section) | 53.9 (1980 - 1800) |
| Race State | Finished |



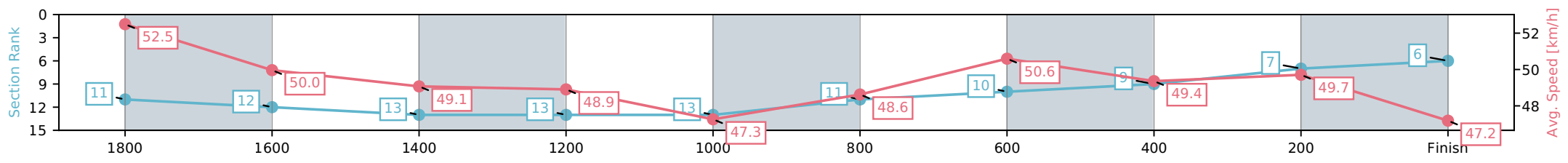
NZ Metropolitan Trotting Club Inc Harness
 Race 5: LAUGHING OWL WHISKEY MOBILE PACE - 1980m



10 April 2026 - 7:35PM

Weather: Cloudy

| Section | L1980 | L1800 | L1600 | L1400 | L1200 | L1000 | L800 | L600 | L400 | L200 |
|------------------------|----------------------|---------------------------|---------------------------|---------------------------|---------------------------|---------------------------|---------------------------|--------------------------|--------------------------|--------------------------|
| Section Times | 2:25.77 (0:11.91) | 2:13.86 [12] (0:14.72) | 1:59.14 [13] (0:15.08) | 1:44.06 [13] (0:14.72) | 1:29.34 [13] (0:15.58) | 1:13.76 [11] (0:14.93) | 0:58.83 [10] (0:14.24) | 0:44.59 [9] (0:14.81) | 0:29.78 [7] (0:14.58) | 0:15.20 [6] (0:15.20) |
| Average Speed [km/h] | 52.5 | 50.0 | 49.1 | 48.9 | 47.3 | 48.6 | 50.6 | 49.4 | 49.7 | 47.2 |
| Top Speed [km/h] | 53.9 | 51.8 | 50.6 | 49.7 | 49.8 | 50.0 | 52.2 | 50.6 | 50.1 | 49.6 |
| Avg. Dist. to Rail [m] | 11.1 | 3.9 | 3.6 | 5.0 | 2.8 | 1.4 | 2.5 | 2.4 | 1.1 | 1.4 |



[] Ranking at each section and finish
 -:-:- No data available at this section
 NA No data available

| | |
|--------------------------------|-------------------------|
| Horse/Jockey Name | Mattie Nevin/S J Ottley |
| Finish Rank | 7 |
| Fastest Section Time (Section) | 0:13.85 (800-600) |
| Top Speed [km/h] (Section) | 55.5 (1980 - 1800) |
| Race State | Finished |

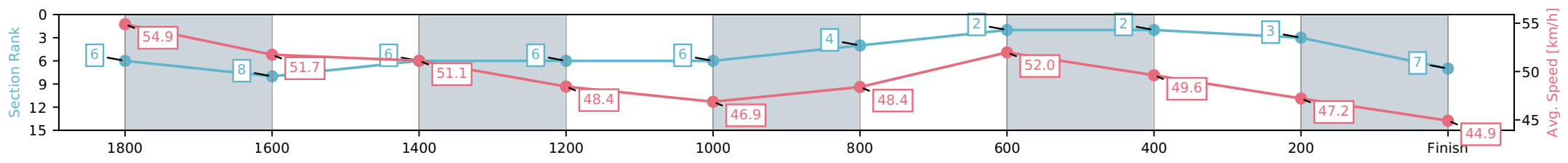


NZ Metropolitan Trotting Club Inc Harness
 Race 5: LAUGHING OWL WHISKEY MOBILE PACE - 1980m



10 April 2026 - 7:35PM
 Weather: Cloudy

| Section | L1980 | L1800 | L1600 | L1400 | L1200 | L1000 | L800 | L600 | L400 | L200 |
|------------------------|----------------------|--------------------------|--------------------------|--------------------------|--------------------------|--------------------------|--------------------------|--------------------------|--------------------------|--------------------------|
| Section Times | 2:26.06 (0:11.36) | 2:14.70 [8] (0:14.30) | 2:00.39 [6] (0:14.36) | 1:46.04 [6] (0:14.86) | 1:31.17 [6] (0:15.72) | 1:15.45 [4] (0:15.37) | 1:00.08 [2] (0:13.85) | 0:46.23 [2] (0:14.79) | 0:31.44 [3] (0:15.43) | 0:16.01 [7] (0:16.01) |
| Average Speed [km/h] | 54.9 | 51.7 | 51.1 | 48.4 | 46.9 | 48.4 | 52.0 | 49.6 | 47.2 | 44.9 |
| Top Speed [km/h] | 55.5 | 54.0 | 52.3 | 49.8 | 47.2 | 51.1 | 52.7 | 51.4 | 48.5 | 46.1 |
| Avg. Dist. to Rail [m] | 5.1 | 4.1 | 2.7 | 4.7 | 3.0 | 4.2 | 3.7 | 2.9 | 1.7 | 3.5 |



[] Ranking at each section and finish
 -:-:- No data available at this section
 NA No data available

| | |
|--------------------------------|--------------------------------|
| Horse/Jockey Name | Eyes Of An Angel/S J Tomlinson |
| Finish Rank | 8 |
| Fastest Section Time (Section) | 0:14.26 (1600-1400) |
| Top Speed [km/h] (Section) | 52.1 (1980 - 1800) |
| Race State | Finished |

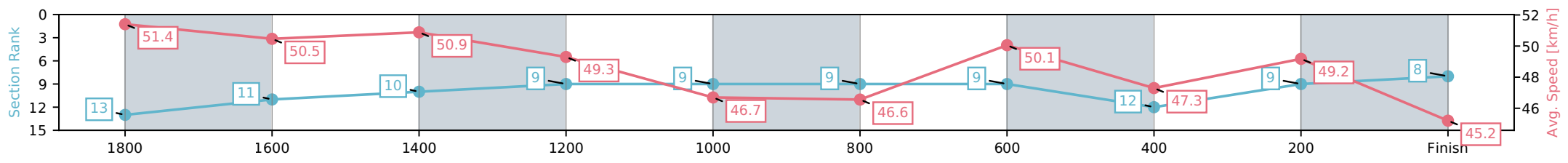


NZ Metropolitan Trotting Club Inc Harness
 Race 5: LAUGHING OWL WHISKEY MOBILE PACE - 1980m



10 April 2026 - 7:35PM
 Weather: Cloudy

| Section | L1980 | L1800 | L1600 | L1400 | L1200 | L1000 | L800 | L600 | L400 | L200 |
|------------------------|----------------------|---------------------------|---------------------------|--------------------------|--------------------------|--------------------------|--------------------------|---------------------------|--------------------------|--------------------------|
| Section Times | 2:27.29 (0:12.21) | 2:15.08 [11] (0:14.38) | 2:00.70 [10] (0:14.26) | 1:46.44 [9] (0:14.61) | 1:31.84 [9] (0:15.56) | 1:16.28 [9] (0:15.62) | 1:00.66 [9] (0:14.38) | 0:46.27 [12] (0:15.39) | 0:30.88 [9] (0:14.99) | 0:15.89 [8] (0:15.89) |
| Average Speed [km/h] | 51.4 | 50.5 | 50.9 | 49.3 | 46.7 | 46.6 | 50.1 | 47.3 | 49.2 | 45.2 |
| Top Speed [km/h] | 52.1 | 51.2 | 51.3 | 52.0 | 47.5 | 48.2 | 51.5 | 49.0 | 50.7 | 50.2 |
| Avg. Dist. to Rail [m] | 6.5 | 2.2 | 1.1 | 2.7 | 1.2 | 1.5 | 1.7 | 1.6 | 4.1 | 8.3 |



[] Ranking at each section and finish
 -:-:- No data available at this section
 NA No data available

| | |
|--------------------------------|------------------------------|
| Horse/Jockey Name | Lous Pinup Girl/T M Williams |
| Finish Rank | 9 |
| Fastest Section Time (Section) | 0:13.68 (1800-1600) |
| Top Speed [km/h] (Section) | 57.7 (1980 - 1800) |
| Race State | Finished |

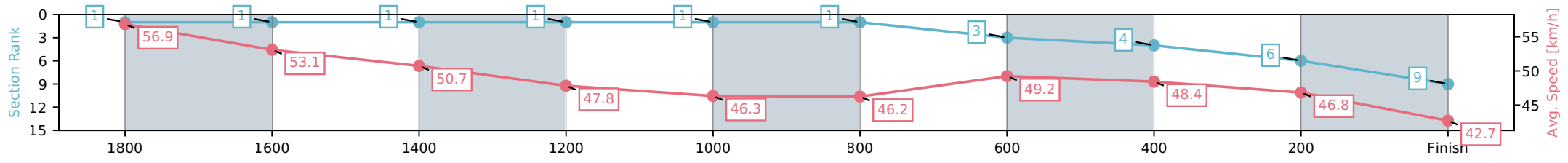


NZ Metropolitan Trotting Club Inc Harness
 Race 5: LAUGHING OWL WHISKEY MOBILE PACE - 1980m



10 April 2026 - 7:35PM
 Weather: Cloudy

| Section | L1980 | L1800 | L1600 | L1400 | L1200 | L1000 | L800 | L600 | L400 | L200 |
|------------------------|----------------------|--------------------------|--------------------------|--------------------------|--------------------------|--------------------------|--------------------------|--------------------------|--------------------------|--------------------------|
| Section Times | 2:27.33 (0:10.95) | 2:16.38 [1] (0:13.68) | 2:02.70 [1] (0:14.31) | 1:48.39 [1] (0:15.05) | 1:33.34 [1] (0:15.65) | 1:17.69 [1] (0:15.72) | 1:01.97 [3] (0:14.62) | 0:47.35 [4] (0:15.03) | 0:32.32 [6] (0:15.52) | 0:16.80 [9] (0:16.80) |
| Average Speed [km/h] | 56.9 | 53.1 | 50.7 | 47.8 | 46.3 | 46.2 | 49.2 | 48.4 | 46.8 | 42.7 |
| Top Speed [km/h] | 57.7 | 56.3 | 53.0 | 49.5 | 47.4 | 47.5 | 50.0 | 49.6 | 48.1 | 46.5 |
| Avg. Dist. to Rail [m] | 7.5 | 2.0 | 1.2 | 2.6 | 1.0 | 1.6 | 1.8 | 1.7 | 1.8 | 4.7 |



[] Ranking at each section and finish
 -:-:- No data available at this section
 NA No data available

| | |
|--------------------------------|------------------------------|
| Horse/Jockey Name | Shezabettorgirl/S J Thornley |
| Finish Rank | 10 |
| Fastest Section Time (Section) | 0:13.78 (1800-1600) |
| Top Speed [km/h] (Section) | 55.6 (1980 - 1800) |
| Race State | Finished |

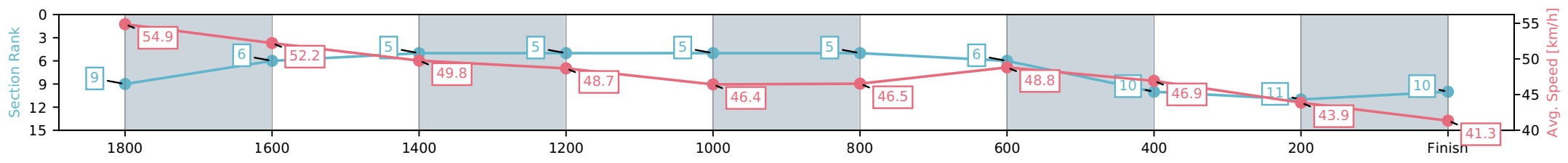


NZ Metropolitan Trotting Club Inc Harness
 Race 5: LAUGHING OWL WHISKEY MOBILE PACE - 1980m



10 April 2026 - 7:35PM
 Weather: Cloudy

| Section | L1980 | L1800 | L1600 | L1400 | L1200 | L1000 | L800 | L600 | L400 | L200 |
|------------------------|----------------------|--------------------------|--------------------------|--------------------------|--------------------------|--------------------------|--------------------------|---------------------------|---------------------------|---------------------------|
| Section Times | 2:30.06 (0:11.70) | 2:18.36 [6] (0:13.78) | 2:04.57 [5] (0:14.41) | 1:50.16 [5] (0:14.79) | 1:35.37 [5] (0:15.67) | 1:19.70 [5] (0:15.63) | 1:04.07 [6] (0:14.76) | 0:49.31 [10] (0:15.43) | 0:33.88 [11] (0:16.50) | 0:17.38 [10] (0:17.38) |
| Average Speed [km/h] | 54.9 | 52.2 | 49.8 | 48.7 | 46.4 | 46.5 | 48.8 | 46.9 | 43.9 | 41.3 |
| Top Speed [km/h] | 55.6 | 55.0 | 50.7 | 49.6 | 47.3 | 48.1 | 49.4 | 48.4 | 45.7 | 42.3 |
| Avg. Dist. to Rail [m] | 1.7 | 0.6 | 0.7 | 2.4 | 1.4 | 1.6 | 1.7 | 1.0 | 1.3 | 6.4 |



[] Ranking at each section and finish
 -:-:- No data available at this section
 NA No data available

| | |
|--------------------------------|-----------------------|
| Horse/Jockey Name | Show Stopper/R J Butt |
| Finish Rank | 11 |
| Fastest Section Time (Section) | 0:14.13 (800-600) |
| Top Speed [km/h] (Section) | 55.9 (1980 - 1800) |
| Race State | Finished |

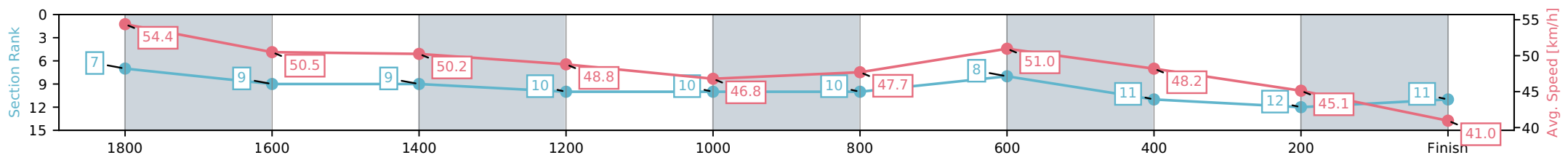


NZ Metropolitan Trotting Club Inc Harness
 Race 5: LAUGHING OWL WHISKEY MOBILE PACE - 1980m



10 April 2026 - 7:35PM
 Weather: Cloudy

| Section | L1980 | L1800 | L1600 | L1400 | L1200 | L1000 | L800 | L600 | L400 | L200 |
|------------------------|----------------------|--------------------------|--------------------------|---------------------------|---------------------------|---------------------------|--------------------------|---------------------------|---------------------------|---------------------------|
| Section Times | 2:30.34 (0:11.48) | 2:18.86 [9] (0:14.61) | 2:04.25 [9] (0:14.64) | 1:49.61 [10] (0:14.75) | 1:34.86 [10] (0:15.78) | 1:19.07 [10] (0:15.54) | 1:03.54 [8] (0:14.13) | 0:49.40 [11] (0:15.41) | 0:34.00 [12] (0:16.46) | 0:17.53 [11] (0:17.53) |
| Average Speed [km/h] | 54.4 | 50.5 | 50.2 | 48.8 | 46.8 | 47.7 | 51.0 | 48.2 | 45.1 | 41.0 |
| Top Speed [km/h] | 55.9 | 51.7 | 51.5 | 49.9 | 47.5 | 50.0 | 51.5 | 49.5 | 47.1 | 43.4 |
| Avg. Dist. to Rail [m] | 13.3 | 4.7 | 2.9 | 4.8 | 3.2 | 3.9 | 5.1 | 4.4 | 4.9 | 8.7 |



[] Ranking at each section and finish
 -:-:- No data available at this section
 NA No data available

| | |
|--------------------------------|---------------------|
| Horse/Jockey Name | Sugar Babe/K A Butt |
| Finish Rank | 12 |
| Fastest Section Time (Section) | 0:13.99 (1800-1600) |
| Top Speed [km/h] (Section) | 55.9 (1800 - 1800) |
| Race State | Finished |

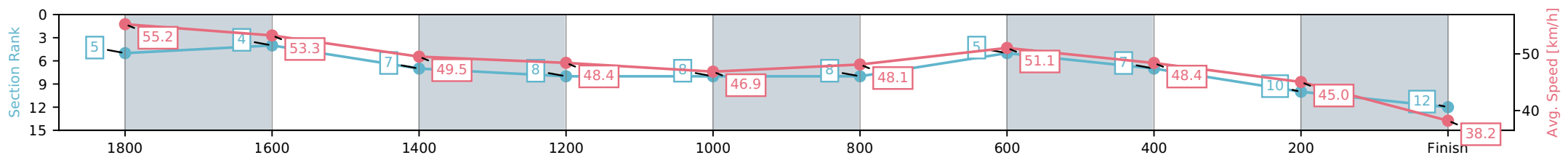


NZ Metropolitan Trotting Club Inc Harness
 Race 5: LAUGHING OWL WHISKEY MOBILE PACE - 1980m



10 April 2026 - 7:35PM
 Weather: Cloudy

| Section | L1980 | L1800 | L1600 | L1400 | L1200 | L1000 | L800 | L600 | L400 | L200 |
|------------------------|----------------------|--------------------------|--------------------------|--------------------------|--------------------------|--------------------------|--------------------------|--------------------------|---------------------------|---------------------------|
| Section Times | 2:30.85 (0:11.27) | 2:19.58 [4] (0:13.99) | 2:05.59 [7] (0:15.07) | 1:50.52 [8] (0:14.87) | 1:35.65 [8] (0:15.75) | 1:19.90 [8] (0:15.43) | 1:04.47 [5] (0:14.10) | 0:50.37 [7] (0:15.29) | 0:35.08 [10] (0:16.32) | 0:18.76 [12] (0:18.76) |
| Average Speed [km/h] | 55.2 | 53.3 | 49.5 | 48.4 | 46.9 | 48.1 | 51.1 | 48.4 | 45.0 | 38.2 |
| Top Speed [km/h] | 55.9 | 54.7 | 51.5 | 50.2 | 47.2 | 50.8 | 51.5 | 49.9 | 48.0 | 39.8 |
| Avg. Dist. to Rail [m] | 9.2 | 5.4 | 4.6 | 4.9 | 3.1 | 4.1 | 4.2 | 3.8 | 2.9 | 4.0 |



[] Ranking at each section and finish
 -:-:- No data available at this section
 NA No data available

| | |
|--------------------------------|---------------------------|
| Horse/Jockey Name | Monkee Major/J C Morrison |
| Finish Rank | 13 |
| Fastest Section Time (Section) | 0:13.66 (1800-1600) |
| Top Speed [km/h] (Section) | 57.1 (1980 - 1800) |
| Race State | Finished |

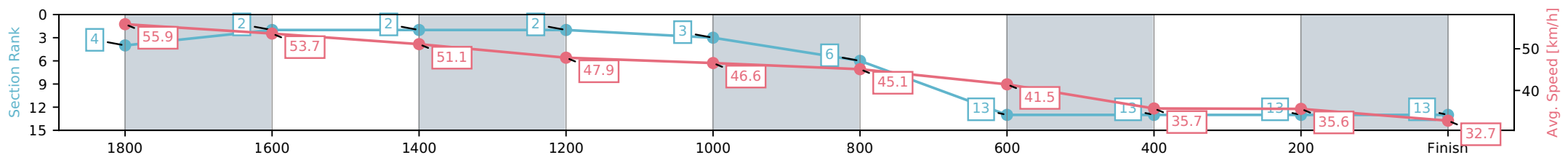


NZ Metropolitan Trotting Club Inc Harness
 Race 5: LAUGHING OWL WHISKEY MOBILE PACE - 1980m



10 April 2026 - 7:35PM
 Weather: Cloudy

| Section | L1980 | L1800 | L1600 | L1400 | L1200 | L1000 | L800 | L600 | L400 | L200 |
|------------------------|----------------------|--------------------------|--------------------------|--------------------------|--------------------------|--------------------------|---------------------------|---------------------------|---------------------------|---------------------------|
| Section Times | 2:47.07 (0:11.14) | 2:35.93 [2] (0:13.66) | 2:22.27 [2] (0:14.35) | 2:07.92 [2] (0:15.04) | 1:52.88 [3] (0:15.80) | 1:37.08 [6] (0:16.30) | 1:20.78 [13] (0:17.38) | 1:03.41 [13] (0:20.95) | 0:42.46 [13] (0:20.61) | 0:21.85 [13] (0:21.85) |
| Average Speed [km/h] | 55.9 | 53.7 | 51.1 | 47.9 | 46.6 | 45.1 | 41.5 | 35.7 | 35.6 | 32.7 |
| Top Speed [km/h] | 57.1 | 54.3 | 53.4 | 49.4 | 47.1 | 47.5 | 43.6 | 37.1 | 36.1 | 35.0 |
| Avg. Dist. to Rail [m] | 3.4 | 2.6 | 2.6 | 4.5 | 2.7 | 3.1 | 4.2 | 5.4 | 3.0 | 7.6 |



[] Ranking at each section and finish
 -:-:- No data available at this section
 NA No data available