



NZ Metropolitan Trotting Club Inc Harness

Race 6: STEVIE & MAREE THANK CORCORAN FRENCH HANDICAP TROT - 2600m

10 April 2026 - 8:06PM

Weather: Cloudy



Field Times	3:18.44	3:01.47	2:47.05	2:32.09	2:17.04	2:01.47	1:45.34	1:29.61
(Race Tempo)	(0:16.97)	(0:14.41)	(0:14.96)	(0:15.05)	(0:15.57)	(0:16.13)	(0:15.73)	(0:15.48)

Rank	TAB#	Horse	Overall Time	First 400m	Top Speed km/h (Section)	L2600	L2400	L2200	L2000	L1800	L1600	L1400	L1200
	(BAR#)	Driver	Margin (DT-W)	Last 600m	Fastest Section (Time)	Start - 2400	2400 - 2200	2200 - 2000	2000 - 1800	1800 - 1600	1600 - 1400	1400 - 1200	1200 - 1000
1	4	Walkinonsunshine	3:18.44	0:33.16	51.4 (600-400)	3:18.44	3:00.37 [2]	2:45.28 [2]	2:29.80 [2]	2:14.77 [2]	1:59.18 [2]	1:43.82 [2]	1:28.66 [2]
	(2)	R J Butt		0:43.85	800-600 (0:14.35)	(0:18.07)	(0:15.09)	(0:15.48)	(0:15.03)	(0:15.59)	(0:15.35)	(0:15.16)	(0:15.50)
2	6	Mr Love	3:19.32	0:36.77	54.3 (400-200)	3:19.32	2:57.73 [7]	2:42.55 [7]	2:27.17 [7]	2:12.29 [7]	1:57.21 [7]	1:41.45 [7]	1:26.72 [7]
	(1)	B T Hope	5.1L (+29)	0:43.18	800-600 (0:13.98)	(0:21.59)	(0:15.18)	(0:15.38)	(0:14.88)	(0:15.08)	(0:15.75)	(0:14.74)	(0:14.83)
3	3	Rata	3:19.47	0:34.57	52.1 (800-600)	3:19.47	3:00.68 [3]	2:44.90 [3]	2:28.84 [3]	2:13.94 [3]	1:58.69 [3]	1:43.05 [3]	1:28.24 [3]
	(1)	J W Cox	5.9L (+3)	0:44.07	800-600 (0:13.96)	(0:18.79)	(0:15.78)	(0:16.06)	(0:14.90)	(0:15.25)	(0:15.64)	(0:14.81)	(0:15.20)
4	7	Midnight Dash	3:19.50	0:36.30	52.6 (400-200)	3:19.50	2:58.28 [6]	2:43.19 [6]	2:27.70 [6]	2:12.83 [6]	1:57.63 [6]	1:42.01 [6]	1:27.26 [6]
	(2)	G N Thornley	6.1L (+19)	0:43.59	800-600 (0:14.02)	(0:21.22)	(0:15.08)	(0:15.50)	(0:14.87)	(0:15.20)	(0:15.62)	(0:14.75)	(0:14.78)
5	2	Paris Prince	3:19.70	0:31.39	51.6 (2600 - 2400)	3:19.70	3:02.73 [1]	2:48.31 [1]	2:33.35 [1]	2:18.30 [1]	2:02.73 [1]	1:46.60 [1]	1:30.87 [1]
	(2)	S J Thornley	7.2L (+0)	0:45.65	2400-2200 (0:14.42)	(0:16.97)	(0:14.42)	(0:14.96)	(0:15.05)	(0:15.57)	(0:16.13)	(0:15.73)	(0:15.48)
6	5	Fiery Bandito	3:21.39	0:35.50	51.8 (800-600)	3:21.39	3:00.95 [4]	2:45.89 [4]	2:30.27 [4]	2:15.42 [4]	2:00.22 [4]	1:44.58 [4]	1:29.78 [4]
	(U1)	M J Williamson	16.9L (+16)	0:46.09	800-600 (0:14.07)	(0:20.44)	(0:15.06)	(0:15.63)	(0:14.84)	(0:15.20)	(0:15.65)	(0:14.80)	(0:14.72)
7	8	Eurostyle	3:23.36	0:35.96	52.0 (800-600)	3:23.36	3:02.48 [5]	2:47.41 [5]	2:31.86 [5]	2:16.97 [5]	2:01.78 [5]	1:46.15 [5]	1:31.40 [5]
	(3)	K A Butt	28.2L (+15)	0:47.73	800-600 (0:14.03)	(0:20.88)	(0:15.08)	(0:15.55)	(0:14.89)	(0:15.18)	(0:15.63)	(0:14.75)	(0:14.77)

Scratched: Premium Player (#1)

Report Created: Fri 10 April 2026

(Note: Races are conducted over an approximate distance as close as possible to the advertised distance, and recorded data may vary accordingly. Official times refer to race times only and do not include handicap times.)

[] Position in running at each section and finish TAB# Saddle cloth number

-:--:-- No data available at this section

NA No data available

DNT Did not track

BAR# Barrier/Gate Position

DNF Did not finish

DT-W Distance travelled compared to winner in metres

[] Fastest split

[█] Fastest section



NZ Metropolitan Trotting Club Inc Harness

Race 6: STEVIE & MAREE THANK CORCORAN FRENCH HANDICAP TROT - 2600m

10 April 2026 - 8:06PM

Weather: Cloudy



Field Times	1:14.13	0:58.88	0:44.40	0:29.69	0:14.75
(Race Tempo)	(0:15.25)	(0:14.48)	(0:14.70)	(0:14.95)	(0:14.75)

Rank	TAB#	Horse	Overall Time	First 400m	Top Speed km/h (Section)	L1000	L800	L600	L400	L200			
	(BAR#)	Driver	Margin (DT-W)	Last 600m	Fastest Section (Time)	1000 - 800	800 - 600	600 - 400	400 - 200	200 - Finish			
1	4	Walkinonsunshine	3:18.44	0:33.16	51.4 (600-400)	1:13.15 [2]	0:58.20 [2]	0:43.85 [2]	0:29.37 [2]	0:14.75 [1]			
	(2)	R J Butt		0:43.85	800-600 (0:14.35)	(0:14.96)	(0:14.35)	(0:14.48)	(0:14.62)	(0:14.75)			
2	6	Mr Love	3:19.32	0:36.77	54.3 (400-200)	1:11.89 [7]	0:57.16 [7]	0:43.18 [7]	0:28.69 [7]	0:14.45 [4]			
	(1)	B T Hope	5.1L (+29)	0:43.18	800-600 (0:13.98)	(0:14.72)	(0:13.98)	(0:14.50)	(0:14.23)	(0:14.45)			
3	3	Rata	3:19.47	0:34.57	52.1 (800-600)	1:13.04 [4]	0:58.04 [4]	0:44.07 [4]	0:29.38 [3]	0:14.59 [5]			
	(1)	J W Cox	5.9L (+3)	0:44.07	800-600 (0:13.96)	(0:15.01)	(0:13.96)	(0:14.69)	(0:14.79)	(0:14.59)			
4	7	Midnight Dash	3:19.50	0:36.30	52.6 (400-200)	1:12.48 [6]	0:57.61 [6]	0:43.59 [6]	0:28.92 [6]	0:14.67 [3]			
	(2)	G N Thornley	6.1L (+19)	0:43.59	800-600 (0:14.02)	(0:14.87)	(0:14.02)	(0:14.67)	(0:14.25)	(0:14.67)			
5	2	Paris Prince	3:19.70	0:31.39	51.6 (2600 - 2400)	1:15.39 [1]	1:00.14 [1]	0:45.66 [1]	0:30.95 [1]	0:15.91 [2]			
	(2)	S J Thornley	7.2L (+0)	0:45.65	2400-2200 (0:14.42)	(0:15.25)	(0:14.48)	(0:14.70)	(0:15.04)	(0:15.91)			
6	5	Fiery Bandito	3:21.39	0:35.50	51.8 (800-600)	1:15.06 [3]	1:00.16 [3]	0:46.09 [3]	0:31.26 [4]	0:16.50 [6]			
	(U1)	M J Williamson	16.9L (+16)	0:46.09	800-600 (0:14.07)	(0:14.90)	(0:14.07)	(0:14.83)	(0:14.76)	(0:16.50)			
7	8	Eurostyle	3:23.36	0:35.96	52.0 (800-600)	1:16.63 [5]	1:01.75 [5]	0:47.72 [5]	0:32.86 [5]	0:16.38 [7]			
	(3)	K A Butt	28.2L (+15)	0:47.73	800-600 (0:14.03)	(0:14.88)	(0:14.03)	(0:14.86)	(0:16.49)	(0:16.38)			

Scratched: Premium Player (#1)

Report Created: Fri 10 April 2026

(Note: Races are conducted over an approximate distance as close as possible to the advertised distance, and recorded data may vary accordingly. Official times refer to race times only and do not include handicap times.)

[] Position in running at each section and finish TAB# Saddle cloth number

-:-- No data available at this section

NA No data available

DNT Did not track

BAR# Barrier/Gate Position

DNF Did not finish

DT-W Distance travelled compared to winner in metres

Fastest split

Fastest section

Horse/Jockey Name	Walkinonsunshine/R J Butt
Finish Rank	1
Fastest Section Time (Section)	0:14.35 (800-600)
Top Speed [km/h] (Section)	51.4 (600-400)
Race State	Finished



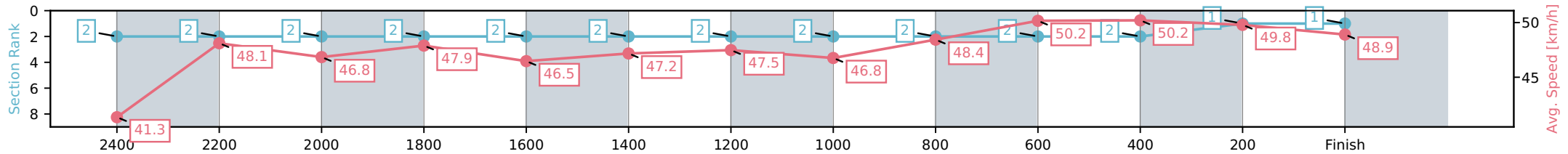
NZ Metropolitan Trotting Club Inc Harness
 Race 6: STEVIE & MAREE THANK CORCORAN FRENCH
 HANDICAP TROT - 2600m



10 April 2026 - 8:06PM

Weather: Cloudy

Section	L2600	L2400	L2200	L2000	L1800	L1600	L1400	L1200	L1000	L800	L600	L400	L200
Section Times	3:18.44 (0:18.07)	3:00.37 [2] (0:15.09)	2:45.28 [2] (0:15.48)	2:29.80 [2] (0:15.03)	2:14.77 [2] (0:15.59)	1:59.18 [2] (0:15.35)	1:43.82 [2] (0:15.16)	1:28.66 [2] (0:15.50)	1:13.15 [2] (0:14.96)	0:58.20 [2] (0:14.35)	0:43.85 [2] (0:14.48)	0:29.37 [1] (0:14.62)	0:14.75 [1] (0:14.75)
Average Speed [km/h]	41.3	48.1	46.8	47.9	46.5	47.2	47.5	46.8	48.4	50.2	50.2	49.8	48.9
Top Speed [km/h]	50.1	50.1	47.7	48.5	47.5	48.7	48.8	47.7	49.4	51.1	51.4	50.8	50.6
Avg. Dist. to Rail [m]	6.3	1.2	1.1	1.3	1.2	1.0	2.6	1.0	1.0	1.2	1.5	2.1	4.8



- [] Ranking at section and finish
- :-:- No data available at this section
- NA No data available

Horse/Jockey Name	Mr Love/B T Hope
Finish Rank	2
Fastest Section Time (Section)	0:13.98 (800-600)
Top Speed [km/h] (Section)	54.3 (400-200)
Race State	Finished



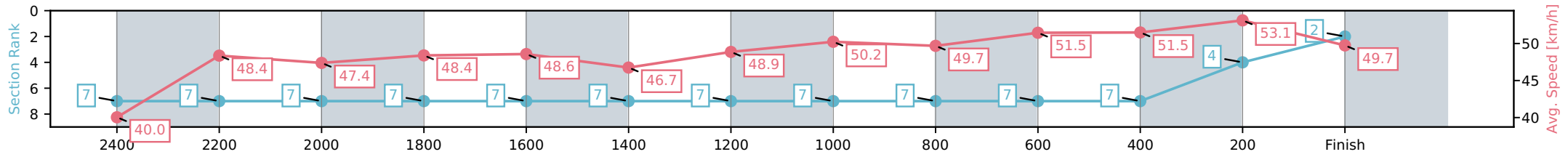
NZ Metropolitan Trotting Club Inc Harness
 Race 6: STEVIE & MAREE THANK CORCORAN FRENCH
 HANDICAP TROT - 2600m



10 April 2026 - 8:06PM

Weather: Cloudy

Section	L2600	L2400	L2200	L2000	L1800	L1600	L1400	L1200	L1000	L800	L600	L400	L200
Section Times	3:19.32 (0:21.59)	2:57.73 [7] (0:15.18)	2:42.55 [7] (0:15.38)	2:27.17 [7] (0:14.88)	2:12.29 [7] (0:15.08)	1:57.21 [7] (0:15.75)	1:41.45 [7] (0:14.74)	1:26.72 [7] (0:14.83)	1:11.89 [7] (0:14.72)	0:57.16 [7] (0:13.98)	0:43.18 [7] (0:14.50)	0:28.69 [4] (0:14.23)	0:14.45 [2] (0:14.45)
Average Speed [km/h]	40.0	48.4	47.4	48.4	48.6	46.7	48.9	50.2	49.7	51.5	51.5	53.1	49.7
Top Speed [km/h]	48.4	49.2	49.8	49.6	49.5	48.8	49.2	51.9	51.9	52.6	53.7	54.3	52.2
Avg. Dist. to Rail [m]	10.2	2.7	1.9	2.6	2.8	3.1	5.8	4.2	2.5	3.2	4.7	7.2	9.3



[] Ranking at each section and finish
 -:-:- No data available at this section
 NA No data available

Horse/Jockey Name	Rata/J W Cox
Finish Rank	3
Fastest Section Time (Section)	0:13.96 (800-600)
Top Speed [km/h] (Section)	52.1 (800-600)
Race State	Finished



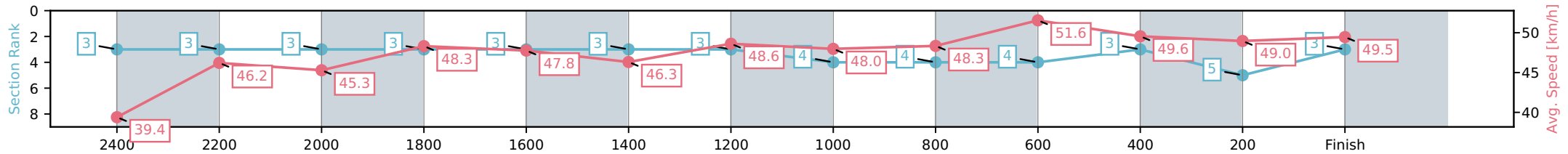
NZ Metropolitan Trotting Club Inc Harness
 Race 6: STEVIE & MAREE THANK CORCORAN FRENCH
 HANDICAP TROT - 2600m



10 April 2026 - 8:06PM

Weather: Cloudy

Section	L2600	L2400	L2200	L2000	L1800	L1600	L1400	L1200	L1000	L800	L600	L400	L200
Section Times	3:19.47 (0:18.79)	3:00.68 [3] (0:15.78)	2:44.90 [3] (0:16.06)	2:28.84 [3] (0:14.90)	2:13.94 [3] (0:15.25)	1:58.69 [3] (0:15.64)	1:43.05 [3] (0:14.81)	1:28.24 [4] (0:15.20)	1:13.04 [4] (0:15.01)	0:58.04 [4] (0:13.96)	0:44.07 [3] (0:14.69)	0:29.38 [5] (0:14.79)	0:14.59 [3] (0:14.59)
Average Speed [km/h]	39.4	46.2	45.3	48.3	47.8	46.3	48.6	48.0	48.3	51.6	49.6	49.0	49.5
Top Speed [km/h]	47.3	47.4	46.8	48.9	49.3	48.0	49.0	49.7	50.1	52.1	51.3	50.4	50.8
Avg. Dist. to Rail [m]	2.8	1.8	1.5	2.4	2.1	1.0	3.7	1.7	1.2	1.9	1.8	1.1	4.2



- [] Ranking at each section and finish
- :-:- No data available at this section
- NA No data available

Horse/Jockey Name	Midnight Dash/G N Thornley
Finish Rank	4
Fastest Section Time (Section)	0:14.02 (800-600)
Top Speed [km/h] (Section)	52.6 (400-200)
Race State	Finished



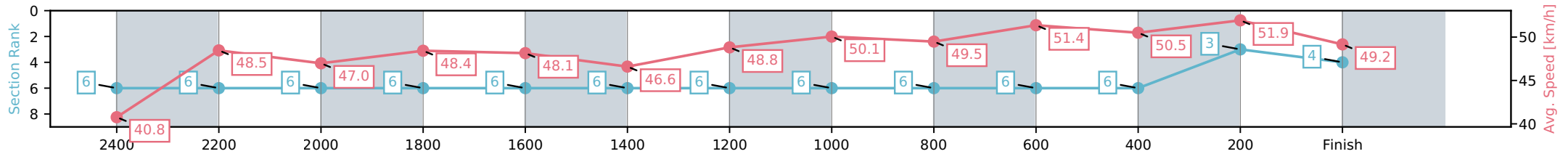
NZ Metropolitan Trotting Club Inc Harness
 Race 6: STEVIE & MAREE THANK CORCORAN FRENCH
 HANDICAP TROT - 2600m



10 April 2026 - 8:06PM

Weather: Cloudy

Section	L2600	L2400	L2200	L2000	L1800	L1600	L1400	L1200	L1000	L800	L600	L400	L200
Section Times	3:19.50 (0:21.22)	2:58.28 [6] (0:15.08)	2:43.19 [6] (0:15.50)	2:27.70 [6] (0:14.87)	2:12.83 [6] (0:15.20)	1:57.63 [6] (0:15.62)	1:42.01 [6] (0:14.75)	1:27.26 [6] (0:14.78)	1:12.48 [6] (0:14.87)	0:57.61 [6] (0:14.02)	0:43.59 [6] (0:14.67)	0:28.92 [3] (0:14.25)	0:14.67 [4] (0:14.67)
Average Speed [km/h]	40.8	48.5	47.0	48.4	48.1	46.6	48.8	50.1	49.5	51.4	50.5	51.9	49.2
Top Speed [km/h]	48.4	49.5	49.6	49.4	49.5	48.4	49.2	51.6	51.7	52.3	52.1	52.6	51.0
Avg. Dist. to Rail [m]	11.1	2.3	1.7	2.9	2.8	1.6	4.5	3.4	3.2	4.0	4.0	4.1	6.4



- [] Ranking at each section and finish
- :-:- No data available at this section
- NA No data available

Horse/Jockey Name	Paris Prince/S J Thornley
Finish Rank	5
Fastest Section Time (Section)	0:14.42 (2400-2200)
Top Speed [km/h] (Section)	51.6 (2600 - 2400)
Race State	Finished



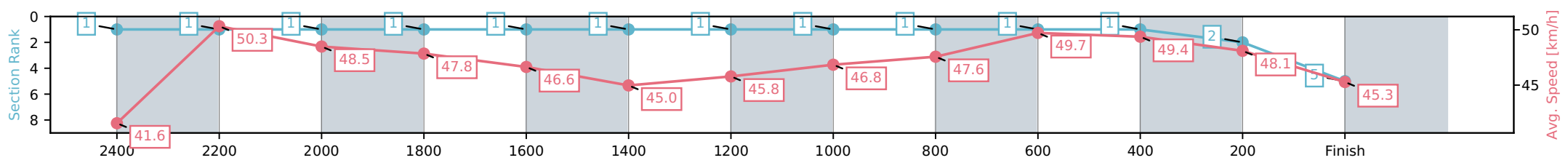
NZ Metropolitan Trotting Club Inc Harness
 Race 6: STEVIE & MAREE THANK CORCORAN FRENCH
 HANDICAP TROT - 2600m



10 April 2026 - 8:06PM

Weather: Cloudy

Section	L2600	L2400	L2200	L2000	L1800	L1600	L1400	L1200	L1000	L800	L600	L400	L200
Section Times	3:19.70 (0:16.97)	3:02.73 [1] (0:14.42)	2:48.31 [1] (0:14.96)	2:33.35 [1] (0:15.05)	2:18.30 [1] (0:15.57)	2:02.73 [1] (0:16.13)	1:46.60 [1] (0:15.73)	1:30.87 [1] (0:15.48)	1:15.39 [1] (0:15.25)	1:00.14 [1] (0:14.48)	0:45.66 [1] (0:14.70)	0:30.95 [2] (0:15.04)	0:15.91 [5] (0:15.91)
Average Speed [km/h]	41.6	50.3	48.5	47.8	46.6	45.0	45.8	46.8	47.6	49.7	49.4	48.1	45.3
Top Speed [km/h]	51.6	51.6	50.3	48.6	47.7	45.9	46.5	48.6	49.0	50.1	49.6	48.9	47.7
Avg. Dist. to Rail [m]	2.4	1.1	1.2	1.0	1.4	1.1	1.9	1.0	1.1	1.1	1.3	1.0	2.7



[] Ranking at each section and finish
 -:-:- No data available at this section
 NA No data available

Horse/Jockey Name	Fiery Bandito/M J Williamson
Finish Rank	6
Fastest Section Time (Section)	0:14.07 (800-600)
Top Speed [km/h] (Section)	51.8 (800-600)
Race State	Finished



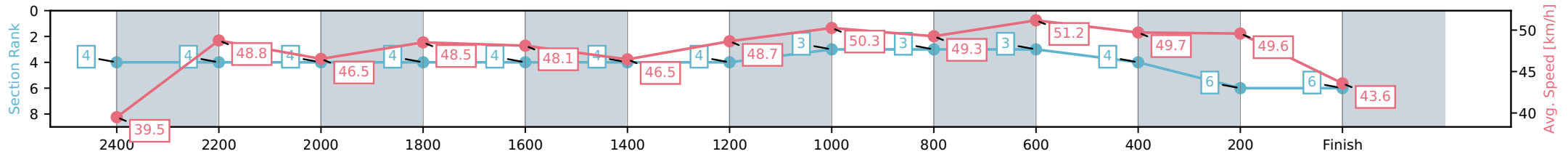
NZ Metropolitan Trotting Club Inc Harness
 Race 6: STEVIE & MAREE THANK CORCORAN FRENCH
 HANDICAP TROT - 2600m



10 April 2026 - 8:06PM

Weather: Cloudy

Section	L2600	L2400	L2200	L2000	L1800	L1600	L1400	L1200	L1000	L800	L600	L400	L200
Section Times	3:21.39 (0:20.44)	3:00.95 [4] (0:15.06)	2:45.89 [4] (0:15.63)	2:30.27 [4] (0:14.84)	2:15.42 [4] (0:15.20)	2:00.22 [4] (0:15.65)	1:44.58 [4] (0:14.80)	1:29.78 [3] (0:14.72)	1:15.06 [3] (0:14.90)	1:00.16 [3] (0:14.07)	0:46.09 [4] (0:14.83)	0:31.26 [6] (0:14.76)	0:16.50 [6] (0:16.50)
Average Speed [km/h]	39.5	48.8	46.5	48.5	48.1	46.5	48.7	50.3	49.3	51.2	49.7	49.6	43.6
Top Speed [km/h]	50.2	50.1	49.3	49.4	49.3	48.0	48.9	51.6	51.6	51.8	50.6	50.1	48.9
Avg. Dist. to Rail [m]	12.3	2.9	1.5	2.9	2.8	1.5	4.3	3.4	2.7	3.5	3.5	2.7	5.5



- [] Ranking at each section and finish
- :-:- No data available at this section
- NA No data available

Horse/Jockey Name	Eurostyle/K A Butt
Finish Rank	7
Fastest Section Time (Section)	0:14.03 (800-600)
Top Speed [km/h] (Section)	52.0 (800-600)
Race State	Finished



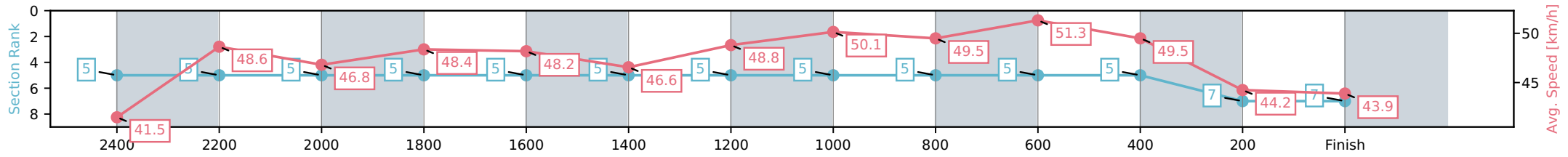
NZ Metropolitan Trotting Club Inc Harness
 Race 6: STEVIE & MAREE THANK CORCORAN FRENCH
 HANDICAP TROT - 2600m



10 April 2026 - 8:06PM

Weather: Cloudy

Section	L2600	L2400	L2200	L2000	L1800	L1600	L1400	L1200	L1000	L800	L600	L400	L200
Section Times	3:23.36 (0:20.88)	3:02.48 [5] (0:15.08)	2:47.41 [5] (0:15.55)	2:31.86 [5] (0:14.89)	2:16.97 [5] (0:15.18)	2:01.78 [5] (0:15.63)	1:46.15 [5] (0:14.75)	1:31.40 [5] (0:14.77)	1:16.63 [5] (0:14.88)	1:01.75 [5] (0:14.03)	0:47.72 [5] (0:14.86)	0:32.86 [7] (0:16.49)	0:16.38 [7] (0:16.38)
Average Speed [km/h]	41.5	48.6	46.8	48.4	48.2	46.6	48.8	50.1	49.5	51.3	49.5	44.2	43.9
Top Speed [km/h]	48.7	49.1	49.2	49.4	49.4	48.2	49.1	51.4	51.4	52.0	50.7	50.0	46.4
Avg. Dist. to Rail [m]	12.5	2.7	1.6	2.9	2.8	1.6	4.4	3.6	3.2	4.0	3.3	2.0	3.9



[] Ranking at each section and finish
 -:-:- No data available at this section
 NA No data available