



NZ Metropolitan Trotting Club Inc Harness
 Race 8: STEVIE & MAREE FOR YOUR REAL ESTATE NEEDS TROT - 2000m
 10 April 2026 - 9:08PM



Weather: Cloudy

Field Times (Race Tempo) 2:34.59 (0:16.79) 2:17.80 (0:14.45) 2:03.35 (0:15.46) 1:47.89 (0:15.42) 1:32.47 (0:15.76) 1:16.70 (0:16.05) 1:00.66 (0:15.33) 0:45.33 (0:15.39)

Rank	TAB#	Horse	Overall Time	First 400m	Top Speed km/h (Section)	L2000	L1800	L1600	L1400	L1200	L1000	L800	L600
	(BAR#)	Driver	Margin (DT-W)	Last 600m	Fastest Section (Time)	Start - 1800	1800 - 1600	1600 - 1400	1400 - 1200	1200 - 1000	1000 - 800	800 - 600	600 - 400
1	2	Macho Man	2:34.59	0:34.56	52.6 (200-0)	2:34.59	2:15.80 [5]	2:00.04 [5]	1:44.87 [5]	1:29.73 [5]	1:14.41 [5]	0:59.08 [5]	0:43.96 [5]
	(2)	T M Williams		0:43.96	200-0 (0:14.15)	(0:18.80)	(0:15.76)	(0:15.16)	(0:15.14)	(0:15.32)	(0:15.33)	(0:15.12)	(0:15.24)
2	1	Calmbeforethestorm	2:34.77	0:34.23	50.6 (200-0)	2:34.77	2:15.95 [7]	2:00.54 [4]	1:45.48 [4]	1:30.30 [4]	1:14.96 [4]	0:59.61 [4]	0:44.45 [4]
	(1)	G D O'Reilly	1.0L (-7)	0:44.44	200-0 (0:14.45)	(0:18.82)	(0:15.41)	(0:15.07)	(0:15.18)	(0:15.34)	(0:15.34)	(0:15.17)	(0:15.28)
3	8	Help Me	2:34.88	0:34.66	50.4 (400-200)	2:34.88	2:16.07 [6]	2:00.22 [6]	1:44.84 [6]	1:29.68 [6]	1:14.36 [6]	0:59.04 [6]	0:44.04 [6]
	(8)	R T May	1.6L (-4)	0:44.04	200-0 (0:14.56)	(0:18.81)	(0:15.85)	(0:15.38)	(0:15.16)	(0:15.32)	(0:15.33)	(0:15.00)	(0:14.90)
4	6	Lindy's Rocket	2:35.24	0:31.24	53.3 (2000 - 1800)	2:35.24	2:18.45 [1]	2:04.00 [1]	1:48.54 [1]	1:33.12 [1]	1:17.36 [1]	1:01.31 [1]	0:45.98 [1]
	(6)	S J Thornley	3.7L (-18)	0:45.98	1800-1600 (0:14.45)	(0:16.79)	(0:14.45)	(0:15.46)	(0:15.42)	(0:15.76)	(0:16.05)	(0:15.33)	(0:15.39)
5	9	Royalglow	2:35.84	0:31.75	51.9 (2000 - 1800)	2:35.84	2:18.68 [2]	2:04.09 [2]	1:48.72 [2]	1:33.23 [2]	1:17.51 [2]	1:01.50 [2]	0:46.22 [2]
	(9)	J R Ford	7.1L (-15)	0:46.22	1800-1600 (0:14.59)	(0:17.16)	(0:14.59)	(0:15.37)	(0:15.50)	(0:15.71)	(0:16.02)	(0:15.28)	(0:15.42)
6	3	KD Grins	2:35.98	0:32.56	51.4 (2000 - 1800)	2:35.98	2:18.52 [3]	2:03.42 [3]	1:47.52 [3]	1:31.99 [3]	1:16.64 [3]	1:01.26 [3]	0:46.00 [3]
	(3)	R D Close	7.9L (-15)	0:46.00	400-200 (0:14.92)	(0:17.46)	(0:15.10)	(0:15.90)	(0:15.53)	(0:15.35)	(0:15.38)	(0:15.26)	(0:15.40)
7	10	A Reason To Fight	2:38.15	0:35.09	50.2 (800-600)	2:38.15	2:19.06 [8]	2:03.06 [7]	1:47.15 [7]	1:32.42 [7]	1:17.16 [7]	1:01.16 [7]	0:46.66 [7]
	(U1)	Craig D Thornley	20.3L (+0)	0:46.65	800-600 (0:14.50)	(0:19.09)	(0:16.00)	(0:15.91)	(0:14.73)	(0:15.26)	(0:16.00)	(0:14.50)	(0:15.08)
8	4	Hail Mary	2:41.33	0:36.96	49.8 (1400-1200)	2:41.33	2:21.39 [9]	2:04.37 [9]	1:49.40 [8]	1:34.76 [8]	1:17.01 [9]	1:01.78 [9]	0:47.03 [9]
	(4)	M J Williamson	38.5L (-1)	0:47.02	1400-1200 (0:14.63)	(0:19.94)	(0:17.02)	(0:14.98)	(0:14.63)	(0:17.75)	(0:15.24)	(0:14.75)	(0:15.43)
9	7	Della's Fella	2:45.35	0:35.68	50.6 (1600-1400)	2:45.35	2:26.91 [4]	2:09.67 [8]	1:52.56 [9]	1:38.20 [9]	1:22.99 [8]	1:06.36 [8]	0:51.44 [8]
	(7)	J W Cox	61.5L (+13)	0:51.44	1400-1200 (0:14.36)	(0:18.44)	(0:17.24)	(0:17.11)	(0:14.36)	(0:15.21)	(0:16.63)	(0:14.92)	(0:15.48)

Scratched: He's My Creation (#5), Flying Dreams (#11)

Report Created: Fri 10 April 2026

(Note: Races are conducted over an approximate distance as close as possible to the advertised distance, and recorded data may vary accordingly. Official times refer to race times only and do not include handicap times.)

[] Position in running at each section and finish TAB# Saddle cloth number

[] Fastest split

-:--:-- No data available at this section

BAR# Barrier/Gate Position

[] Fastest section

NA No data available

DNF Did not finish

DNT Did not track

DT-W Distance travelled compared to winner in metres



NZ Metropolitan Trotting Club Inc Harness
 Race 8: STEVIE & MAREE FOR YOUR REAL ESTATE NEEDS TROT - 2000m
 10 April 2026 - 9:08PM



Weather: Cloudy

Field Times 0:29.94 0:14.82
 (Race Tempo) (0:15.12) (0:14.82)

Rank	TAB#	Horse	Overall Time	First 400m	Top Speed km/h (Section)	L400	L200						
	(BAR#)	Driver	Margin (DT-W)	Last 600m	Fastest Section (Time)	400 - 200	200 - Finish						
1	2	Macho Man	2:34.59	0:34.56	52.6 (200-0)	0:28.72 [6]	0:14.15 [6]						
	(2)	T M Williams		0:43.96	200-0 (0:14.15)	(0:14.57)	(0:14.15)						
2	1	Calmbeforethestorm	2:34.77	0:34.23	50.6 (200-0)	0:29.16 [4]	0:14.45 [5]						
	(1)	G D O'Reilly	1.0L (-7)	0:44.44	200-0 (0:14.45)	(0:14.71)	(0:14.45)						
3	8	Help Me	2:34.88	0:34.66	50.4 (400-200)	0:29.14 [5]	0:14.56 [4]						
	(8)	R T May	1.6L (-4)	0:44.04	200-0 (0:14.56)	(0:14.58)	(0:14.56)						
4	6	Lindy's Rocket	2:35.24	0:31.24	53.3 (2000 - 1800)	0:30.59 [1]	0:15.47 [1]						
	(6)	S J Thornley	3.7L (-18)	0:45.98	1800-1600 (0:14.45)	(0:15.12)	(0:15.47)						
5	9	Royalglow	2:35.84	0:31.75	51.9 (2000 - 1800)	0:30.80 [2]	0:15.69 [2]						
	(9)	J R Ford	7.1L (-15)	0:46.22	1800-1600 (0:14.59)	(0:15.11)	(0:15.69)						
6	3	KD Grins	2:35.98	0:32.56	51.4 (2000 - 1800)	0:30.61 [3]	0:15.68 [3]						
	(3)	R D Close	7.9L (-15)	0:46.00	400-200 (0:14.92)	(0:14.92)	(0:15.68)						
7	10	A Reason To Fight	2:38.15	0:35.09	50.2 (800-600)	0:31.58 [7]	0:16.17 [7]						
	(U1)	Craig D Thornley	20.3L (+0)	0:46.65	800-600 (0:14.50)	(0:15.40)	(0:16.17)						
8	4	Hail Mary	2:41.33	0:36.96	49.8 (1400-1200)	0:31.59 [9]	0:15.80 [8]						
	(4)	M J Williamson	38.5L (-1)	0:47.02	1400-1200 (0:14.63)	(0:15.79)	(0:15.80)						
9	7	Della's Fella	2:45.35	0:35.68	50.6 (1600-1400)	0:35.96 [8]	0:19.74 [9]						
	(7)	J W Cox	61.5L (+13)	0:51.44	1400-1200 (0:14.36)	(0:16.22)	(0:19.74)						

Scratched: He's My Creation (#5), Flying Dreams (#11)

Report Created: Fri 10 April 2026

(Note: Races are conducted over an approximate distance as close as possible to the advertised distance, and recorded data may vary accordingly. Official times refer to race times only and do not include handicap times.)

[] Position in running at each section and finish TAB# Saddle cloth number

Fastest split

-:--:-- No data available at this section

BAR# Barrier/Gate Position

Fastest section

NA No data available

DNF Did not finish

DNT Did not track

DT-W Distance travelled compared to winner in metres

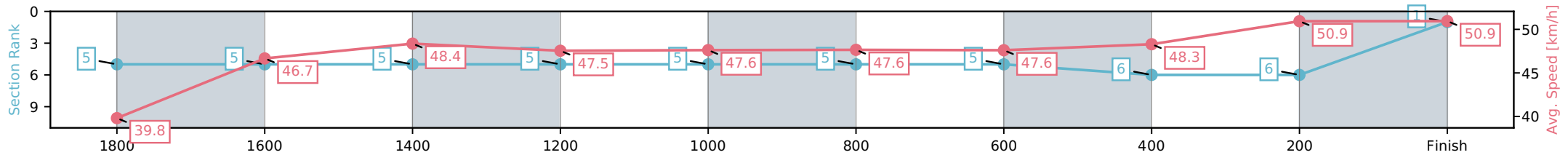
Horse/Jockey Name	Macho Man/T M Williams
Finish Rank	1
Fastest Section Time (Section)	0:14.15 (200-0)
Top Speed [km/h] (Section)	52.6 (200-0)
Race State	Finished



NZ Metropolitan Trotting Club Inc Harness
 Race 8: STEVIE & MAREE FOR YOUR REAL ESTATE NEEDS
 TROT - 2000m
 10 April 2026 - 9:08PM
 Weather: Cloudy



Section	L2000	L1800	L1600	L1400	L1200	L1000	L800	L600	L400	L200
Section Times	2:34.59 (0:18.80)	2:15.80 [5] (0:15.76)	2:00.04 [5] (0:15.16)	1:44.87 [5] (0:15.14)	1:29.73 [5] (0:15.32)	1:14.41 [5] (0:15.33)	0:59.08 [5] (0:15.12)	0:43.96 [6] (0:15.24)	0:28.72 [6] (0:14.57)	0:14.15 [1] (0:14.15)
Average Speed [km/h]	39.8	46.7	48.4	47.5	47.6	47.6	47.6	48.3	50.9	50.9
Top Speed [km/h]	47.6	47.9	48.7	48.2	48.1	49.2	48.3	50.4	52.6	52.6
Avg. Dist. to Rail [m]	3.3	3.2	2.4	3.5	1.7	2.1	2.9	3.1	4.8	7.9



[] Ranking at each section and finish
 -:-:- No data available at this section
 NA No data available

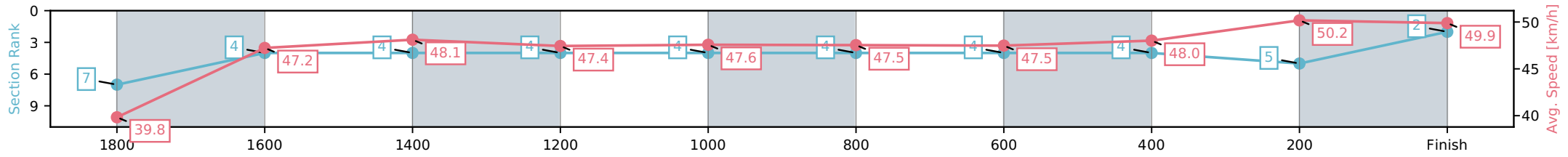
Horse/Jockey Name	Calmbeforethestorm/G D O'Reilly
Finish Rank	2
Fastest Section Time (Section)	0:14.45 (200-0)
Top Speed [km/h] (Section)	50.6 (200-0)
Race State	Finished



NZ Metropolitan Trotting Club Inc Harness
 Race 8: STEVIE & MAREE FOR YOUR REAL ESTATE NEEDS
 TROT - 2000m
 10 April 2026 - 9:08PM
 Weather: Cloudy



Section	L2000	L1800	L1600	L1400	L1200	L1000	L800	L600	L400	L200
Section Times	2:34.77 (0:18.82)	2:15.95 [4] (0:15.41)	2:00.54 [4] (0:15.07)	1:45.48 [4] (0:15.18)	1:30.30 [4] (0:15.34)	1:14.96 [4] (0:15.34)	0:59.61 [4] (0:15.17)	0:44.45 [4] (0:15.28)	0:29.16 [5] (0:14.71)	0:14.45 [2] (0:14.45)
Average Speed [km/h]	39.8	47.2	48.1	47.4	47.6	47.5	47.5	48.0	50.2	49.9
Top Speed [km/h]	48.6	49.2	48.8	47.8	48.6	49.3	48.2	49.6	50.5	50.6
Avg. Dist. to Rail [m]	1.5	1.5	1.2	3.2	1.7	1.9	2.5	2.7	4.1	6.2



[] Ranking at each section and finish
 -:-:- No data available at this section
 NA No data available

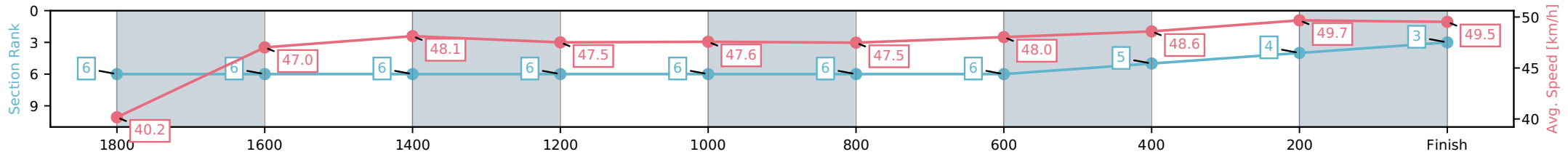
Horse/Jockey Name	Help Me/R T May
Finish Rank	3
Fastest Section Time (Section)	0:14.56 (200-0)
Top Speed [km/h] (Section)	50.4 (400-200)
Race State	Finished



NZ Metropolitan Trotting Club Inc Harness
 Race 8: STEVIE & MAREE FOR YOUR REAL ESTATE NEEDS
 TROT - 2000m
 10 April 2026 - 9:08PM
 Weather: Cloudy



Section	L2000	L1800	L1600	L1400	L1200	L1000	L800	L600	L400	L200
Section Times	2:34.88 (0:18.81)	2:16.07 [6] (0:15.85)	2:00.22 [6] (0:15.38)	1:44.84 [6] (0:15.16)	1:29.68 [6] (0:15.32)	1:14.36 [6] (0:15.33)	0:59.04 [6] (0:15.00)	0:44.04 [5] (0:14.90)	0:29.14 [4] (0:14.58)	0:14.56 [3] (0:14.56)
Average Speed [km/h]	40.2	47.0	48.1	47.5	47.6	47.5	48.0	48.6	49.7	49.5
Top Speed [km/h]	47.8	48.4	48.8	48.1	48.3	48.9	49.4	49.3	50.4	50.3
Avg. Dist. to Rail [m]	12.3	5.2	3.4	3.5	1.6	1.7	2.2	1.0	1.0	1.3



[] Ranking at each section and finish
 -:-:- No data available at this section
 NA No data available

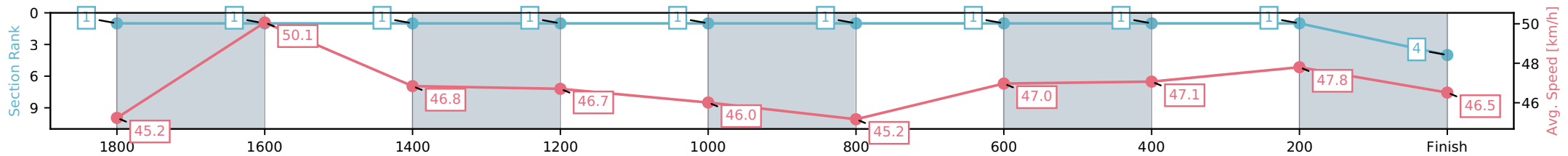
Horse/Jockey Name	Lindy's Rocket/S J Thornley
Finish Rank	4
Fastest Section Time (Section)	0:14.45 (1800-1600)
Top Speed [km/h] (Section)	53.3 (2000 - 1800)
Race State	Finished



NZ Metropolitan Trotting Club Inc Harness
 Race 8: STEVIE & MAREE FOR YOUR REAL ESTATE NEEDS
 TROT - 2000m
 10 April 2026 - 9:08PM
 Weather: Cloudy



Section	L2000	L1800	L1600	L1400	L1200	L1000	L800	L600	L400	L200
Section Times	2:35.24 (0:16.79)	2:18.45 [1] (0:14.45)	2:04.00 [1] (0:15.46)	1:48.54 [1] (0:15.42)	1:33.12 [1] (0:15.76)	1:17.36 [1] (0:16.05)	1:01.31 [1] (0:15.33)	0:45.98 [1] (0:15.39)	0:30.59 [1] (0:15.12)	0:15.47 [4] (0:15.47)
Average Speed [km/h]	45.2	50.1	46.8	46.7	46.0	45.2	47.0	47.1	47.8	46.5
Top Speed [km/h]	53.3	52.9	47.7	47.0	46.8	46.9	47.4	47.5	48.2	47.8
Avg. Dist. to Rail [m]	5.5	0.9	1.0	2.8	1.1	1.1	1.4	1.0	0.8	3.3



[] Ranking at each section and finish
 -:-:- No data available at this section
 NA No data available

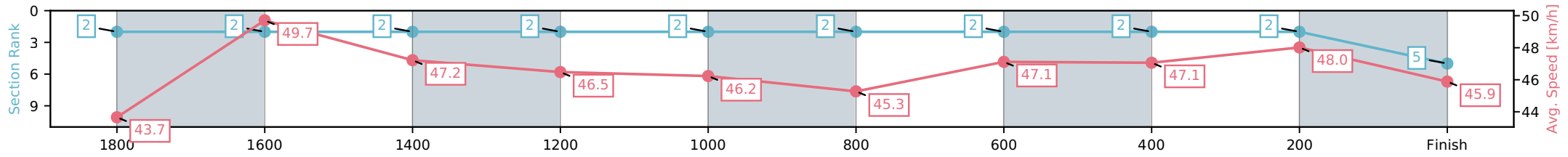
Horse/Jockey Name	Royalglow/J R Ford
Finish Rank	5
Fastest Section Time (Section)	0:14.59 (1800-1600)
Top Speed [km/h] (Section)	51.9 (2000 - 1800)
Race State	Finished



NZ Metropolitan Trotting Club Inc Harness
 Race 8: STEVIE & MAREE FOR YOUR REAL ESTATE NEEDS
 TROT - 2000m
 10 April 2026 - 9:08PM
 Weather: Cloudy



Section	L2000	L1800	L1600	L1400	L1200	L1000	L800	L600	L400	L200
Section Times	2:35.84 (0:17.16)	2:18.68 [2] (0:14.59)	2:04.09 [2] (0:15.37)	1:48.72 [2] (0:15.50)	1:33.23 [2] (0:15.71)	1:17.51 [2] (0:16.02)	1:01.50 [2] (0:15.28)	0:46.22 [2] (0:15.42)	0:30.80 [2] (0:15.11)	0:15.69 [5] (0:15.69)
Average Speed [km/h]	43.7	49.7	47.2	46.5	46.2	45.3	47.1	47.1	48.0	45.9
Top Speed [km/h]	51.9	51.6	48.1	47.0	46.9	47.0	47.5	47.6	48.7	47.7
Avg. Dist. to Rail [m]	9.7	1.3	1.2	3.0	1.2	1.1	1.4	1.2	1.5	3.7



[] Ranking at each section and finish
 -:-:- No data available at this section
 NA No data available

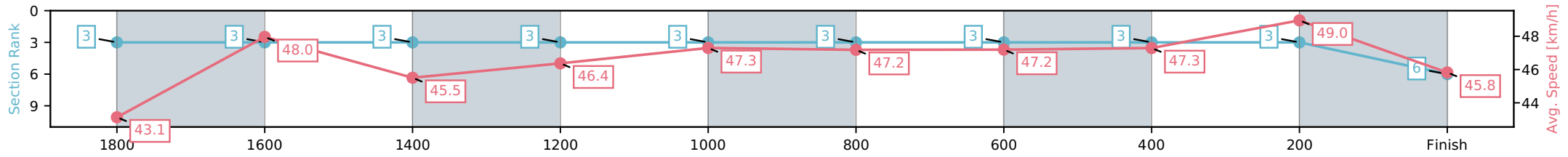
Horse/Jockey Name	KD Grins/R D Close
Finish Rank	6
Fastest Section Time (Section)	0:14.92 (400-200)
Top Speed [km/h] (Section)	51.4 (2000 - 1800)
Race State	Finished



NZ Metropolitan Trotting Club Inc Harness
 Race 8: STEVIE & MAREE FOR YOUR REAL ESTATE NEEDS
 TROT - 2000m
 10 April 2026 - 9:08PM
 Weather: Cloudy



Section	L2000	L1800	L1600	L1400	L1200	L1000	L800	L600	L400	L200
Section Times	2:35.98 (0:17.46)	2:18.52 [3] (0:15.10)	2:03.42 [3] (0:15.90)	1:47.52 [3] (0:15.53)	1:31.99 [3] (0:15.35)	1:16.64 [3] (0:15.38)	1:01.26 [3] (0:15.26)	0:46.00 [3] (0:15.40)	0:30.61 [3] (0:14.92)	0:15.68 [6] (0:15.68)
Average Speed [km/h]	43.1	48.0	45.5	46.4	47.3	47.2	47.2	47.3	49.0	45.8
Top Speed [km/h]	51.4	51.2	46.5	46.9	48.3	49.4	47.9	48.0	49.8	48.7
Avg. Dist. to Rail [m]	3.6	0.9	0.9	2.6	1.2	1.3	1.9	1.7	2.5	5.0



[] Ranking at each section and finish
 -:-:- No data available at this section
 NA No data available

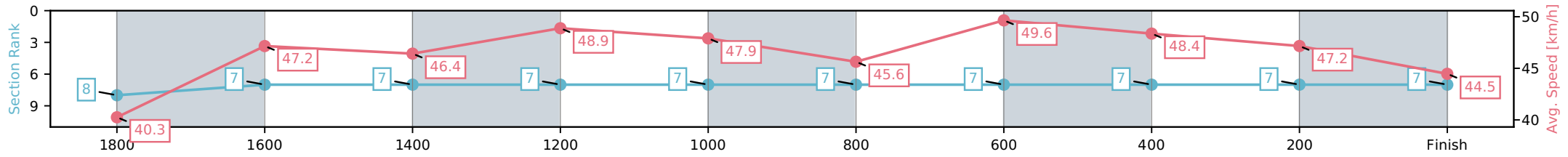
Horse/Jockey Name	A Reason To Fight/Craig D Thornley
Finish Rank	7
Fastest Section Time (Section)	0:14.50 (800-600)
Top Speed [km/h] (Section)	50.2 (800-600)
Race State	Finished



NZ Metropolitan Trotting Club Inc Harness
 Race 8: STEVIE & MAREE FOR YOUR REAL ESTATE NEEDS
 TROT - 2000m
 10 April 2026 - 9:08PM
 Weather: Cloudy



Section	L2000	L1800	L1600	L1400	L1200	L1000	L800	L600	L400	L200
Section Times	2:38.15 (0:19.09)	2:19.06 [7] (0:16.00)	2:03.06 [7] (0:15.91)	1:47.15 [7] (0:14.73)	1:32.42 [7] (0:15.26)	1:17.16 [7] (0:16.00)	1:01.16 [7] (0:14.50)	0:46.66 [7] (0:15.08)	0:31.58 [7] (0:15.40)	0:16.17 [7] (0:16.17)
Average Speed [km/h]	40.3	47.2	46.4	48.9	47.9	45.6	49.6	48.4	47.2	44.5
Top Speed [km/h]	49.7	49.2	48.5	49.2	48.7	48.8	50.2	49.6	47.9	47.3
Avg. Dist. to Rail [m]	18.4	7.6	3.0	4.1	2.0	2.2	3.4	2.0	1.5	4.6



[] Ranking at each section and finish
 -:-:- No data available at this section
 NA No data available

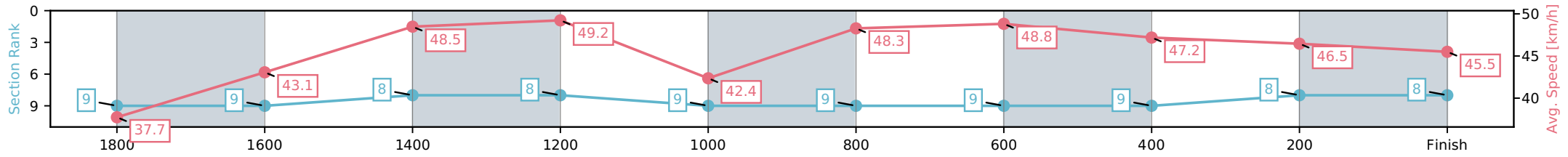
Horse/Jockey Name	Hail Mary/M J Williamson
Finish Rank	8
Fastest Section Time (Section)	0:14.63 (1400-1200)
Top Speed [km/h] (Section)	49.8 (1400-1200)
Race State	Finished



NZ Metropolitan Trotting Club Inc Harness
 Race 8: STEVIE & MAREE FOR YOUR REAL ESTATE NEEDS
 TROT - 2000m
 10 April 2026 - 9:08PM
 Weather: Cloudy



Section	L2000	L1800	L1600	L1400	L1200	L1000	L800	L600	L400	L200
Section Times	2:41.33 (0:19.94)	2:21.39 [9] (0:17.02)	2:04.37 [8] (0:14.98)	1:49.40 [8] (0:14.63)	1:34.76 [9] (0:17.75)	1:17.01 [9] (0:15.24)	1:01.78 [9] (0:14.75)	0:47.03 [9] (0:15.43)	0:31.59 [8] (0:15.79)	0:15.80 [8] (0:15.80)
Average Speed [km/h]	37.7	43.1	48.5	49.2	42.4	48.3	48.8	47.2	46.5	45.5
Top Speed [km/h]	47.8	49.4	49.4	49.8	49.2	48.9	49.7	47.8	47.7	47.1
Avg. Dist. to Rail [m]	6.4	4.0	1.4	4.1	5.2	3.2	2.8	2.0	3.4	5.9



[] Ranking at each section and finish
 -:-:- No data available at this section
 NA No data available

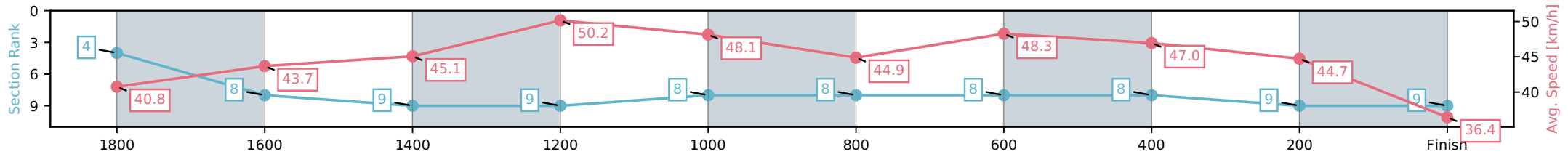
Horse/Jockey Name	Della's Fella/J W Cox
Finish Rank	9
Fastest Section Time (Section)	0:14.36 (1400-1200)
Top Speed [km/h] (Section)	50.6 (1600-1400)
Race State	Finished



NZ Metropolitan Trotting Club Inc Harness
 Race 8: STEVIE & MAREE FOR YOUR REAL ESTATE NEEDS
 TROT - 2000m
 10 April 2026 - 9:08PM
 Weather: Cloudy



Section	L2000	L1800	L1600	L1400	L1200	L1000	L800	L600	L400	L200
Section Times	2:45.35 (0:18.44)	2:26.91 [8] (0:17.24)	2:09.67 [9] (0:17.11)	1:52.56 [9] (0:14.36)	1:38.20 [8] (0:15.21)	1:22.99 [8] (0:16.63)	1:06.36 [8] (0:14.92)	0:51.44 [8] (0:15.48)	0:35.96 [9] (0:16.22)	0:19.74 [9] (0:19.74)
Average Speed [km/h]	40.8	43.7	45.1	50.2	48.1	44.9	48.3	47.0	44.7	36.4
Top Speed [km/h]	48.5	48.3	50.6	50.6	50.0	47.8	48.7	47.7	46.8	40.6
Avg. Dist. to Rail [m]	10.0	6.0	8.5	5.1	2.1	5.0	2.9	1.8	1.4	7.6



[] Ranking at each section and finish
 -:-:- No data available at this section
 NA No data available