



NZ Metropolitan Trotting Club Inc Harness  
Race 9: GOLD BAND TAXIS MOBILE PACE - 1980m

10 April 2026 - 9:38PM

Weather: Cloudy



Field Times (Race Tempo) 2:24.01 (0:10.98) 2:13.03 (0:13.93) 1:59.10 (0:15.03) 1:44.07 (0:14.23) 1:29.84 (0:15.15) 1:14.68 (0:15.41) 0:59.27 (0:15.09) 0:44.19 (0:15.38)

Rank	TAB#	Horse	Overall Time	First 400m	Top Speed km/h (Section)	L1980	L1800	L1600	L1400	L1200	L1000	L800	L600
	(BAR#)	Driver	Margin (DT-W)	Last 600m	Fastest Section (Time)	Start - 1800	1800 - 1600	1600 - 1400	1400 - 1200	1200 - 1000	1000 - 800	800 - 600	600 - 400
1	6	Ashley Frank	2:24.01	0:27.57	55.0 (1980 - 1800)	2:24.01	2:12.28 [7]	1:57.86 [7]	1:43.77 [4]	1:29.84 [1]	1:14.68 [1]	0:59.27 [1]	0:44.19 [1]
	(6)	J W Cox		0:44.19	1400-1200 (0:13.94)	(0:11.73)	(0:14.42)	(0:14.09)	(0:13.94)	(0:15.15)	(0:15.41)	(0:15.09)	(0:15.38)
2	5	Stumpy Blackler	2:24.24	0:27.51	54.6 (1980 - 1800)	2:24.24	2:12.67 [6]	1:58.18 [6]	1:43.30 [7]	1:28.89 [7]	1:14.06 [6]	0:58.76 [6]	0:43.78 [6]
	(5)	T M Williams	1.3L (+7)	0:43.77	200-0 (0:13.99)	(0:11.57)	(0:14.49)	(0:14.88)	(0:14.41)	(0:14.84)	(0:15.30)	(0:14.98)	(0:15.30)
3	4	Flying Ace	2:24.26	0:26.75	56.8 (1980 - 1800)	2:24.26	2:13.10 [2]	1:59.01 [2]	1:44.03 [3]	1:29.49 [4]	1:14.32 [5]	0:58.90 [5]	0:43.81 [5]
	(4)	O G Thornley	1.4L (-13)	0:43.82	200-0 (0:13.88)	(0:11.16)	(0:14.09)	(0:14.98)	(0:14.54)	(0:15.17)	(0:15.42)	(0:15.08)	(0:15.36)
4	7	Seaside Brucie	2:24.45	0:26.43	57.5 (1980 - 1800)	2:24.45	2:13.46 [1]	1:59.54 [1]	1:44.51 [1]	1:29.98 [2]	1:14.81 [3]	0:59.41 [3]	0:44.32 [3]
	(7)	S J Ottley	2.5L (-11)	0:44.33	1800-1600 (0:13.93)	(0:10.98)	(0:13.93)	(0:15.02)	(0:14.53)	(0:15.18)	(0:15.40)	(0:15.08)	(0:15.39)
5	2	Heaven	2:24.79	0:27.03	55.6 (1980 - 1800)	2:24.79	2:13.37 [3]	1:59.24 [4]	1:44.28 [5]	1:29.77 [6]	1:14.49 [7]	0:59.04 [7]	0:43.95 [8]
	(2)	R D Close	4.5L (-13)	0:43.95	200-0 (0:14.11)	(0:11.42)	(0:14.13)	(0:14.96)	(0:14.51)	(0:15.28)	(0:15.46)	(0:15.08)	(0:15.24)
6	8	Betterthanbabe	2:25.89	0:28.03	53.3 (1980 - 1800)	2:25.89	2:14.04 [8]	1:59.30 [8]	1:44.60 [8]	1:30.01 [8]	1:15.12 [8]	1:00.10 [8]	0:45.13 [7]
	(8)	W J House	10.8L (+9)	0:45.12	1400-1200 (0:14.58)	(0:11.85)	(0:14.73)	(0:14.71)	(0:14.58)	(0:14.89)	(0:15.03)	(0:14.96)	(0:15.36)
7	3	Sofia Rose	2:26.04	0:27.18	55.2 (1980 - 1800)	2:26.04	2:14.55 [5]	2:00.33 [5]	1:45.44 [6]	1:31.12 [5]	1:16.18 [4]	1:00.89 [4]	0:45.91 [4]
	(3)	H V Douglas	11.6L (+2)	0:45.90	1800-1600 (0:14.22)	(0:11.49)	(0:14.22)	(0:14.89)	(0:14.32)	(0:14.94)	(0:15.28)	(0:14.98)	(0:15.45)
8	9	Matai Harry	2:26.12	0:26.74	55.3 (1980 - 1800)	2:26.12	2:14.70 [4]	2:00.80 [3]	1:46.01 [2]	1:31.65 [3]	1:16.64 [2]	1:01.30 [2]	0:46.25 [2]
	(9)	S J Thornley	12.1L (-9)	0:46.25	1800-1600 (0:13.89)	(0:11.42)	(0:13.89)	(0:14.79)	(0:14.36)	(0:15.01)	(0:15.34)	(0:15.05)	(0:15.38)

Scrapped: Zeus (#1)

Report Created: Fri 10 April 2026

(Note: Races are conducted over an approximate distance as close as possible to the advertised distance, and recorded data may vary accordingly. Official times refer to race times only and do not include handicap times.)

[ ] Position in running at each section and finish TAB# Saddle cloth number

[ ] Fastest split

-:-- No data available at this section

BAR# Barrier/Gate Position

[█] Fastest section

NA No data available

DNF Did not finish

DNT Did not track

DT-W Distance travelled compared to winner in metres



NZ Metropolitan Trotting Club Inc Harness  
Race 9: GOLD BAND TAXIS MOBILE PACE - 1980m

10 April 2026 - 9:38PM

Weather: Cloudy



Field Times                      0:28.81      0:14.22  
(Race Tempo)                    (0:14.59)    (0:14.22)

Rank	TAB#	Horse	Overall Time	First 400m	Top Speed km/h (Section)	L400	L200						
	(BAR#)	Driver	Margin (DT-W)	Last 600m	Fastest Section (Time)	400 - 200	200 - Finish						
1	6	Ashley Frank	2:24.01	0:27.57	55.0 (1980 - 1800)	0:28.81 [1]	0:14.22 [1]						
	(6)	J W Cox		0:44.19	1400-1200 (0:13.94)	(0:14.59)	(0:14.22)						
2	5	Stumpy Blackler	2:24.24	0:27.51	54.6 (1980 - 1800)	0:28.48 [5]	0:13.99 [3]						
	(5)	T M Williams	1.3L (+7)	0:43.77	200-0 (0:13.99)	(0:14.48)	(0:13.99)						
3	4	Flying Ace	2:24.26	0:26.75	56.8 (1980 - 1800)	0:28.45 [6]	0:13.88 [4]						
	(4)	O G Thornley	1.4L (-13)	0:43.82	200-0 (0:13.88)	(0:14.58)	(0:13.88)						
4	7	Seaside Brucie	2:24.45	0:26.43	57.5 (1980 - 1800)	0:28.94 [3]	0:14.36 [2]						
	(7)	S J Ottley	2.5L (-11)	0:44.33	1800-1600 (0:13.93)	(0:14.58)	(0:14.36)						
5	2	Heaven	2:24.79	0:27.03	55.6 (1980 - 1800)	0:28.71 [7]	0:14.11 [7]						
	(2)	R D Close	4.5L (-13)	0:43.95	200-0 (0:14.11)	(0:14.60)	(0:14.11)						
6	8	Betterthanbabe	2:25.89	0:28.03	53.3 (1980 - 1800)	0:29.77 [8]	0:15.16 [8]						
	(8)	W J House	10.8L (+9)	0:45.12	1400-1200 (0:14.58)	(0:14.60)	(0:15.16)						
7	3	Sofia Rose	2:26.04	0:27.18	55.2 (1980 - 1800)	0:30.46 [4]	0:15.38 [6]						
	(3)	H V Douglas	11.6L (+2)	0:45.90	1800-1600 (0:14.22)	(0:15.07)	(0:15.38)						
8	9	Matai Harry	2:26.12	0:26.74	55.3 (1980 - 1800)	0:30.87 [2]	0:15.64 [5]						
	(9)	S J Thornley	12.1L (-9)	0:46.25	1800-1600 (0:13.89)	(0:15.23)	(0:15.64)						

Scratched: Zeus (#1)

Report Created: Fri 10 April 2026

(Note: Races are conducted over an approximate distance as close as possible to the advertised distance, and recorded data may vary accordingly. Official times refer to race times only and do not include handicap times.)

[ ] Position in running at each section and finish    TAB#    Saddle cloth number

Fastest split

-:--:-- No data available at this section

BAR#    Barrier/Gate Position

Fastest section

NA    No data available

DNF    Did not finish

DNT    Did not track

DT-W    Distance travelled compared to winner in metres

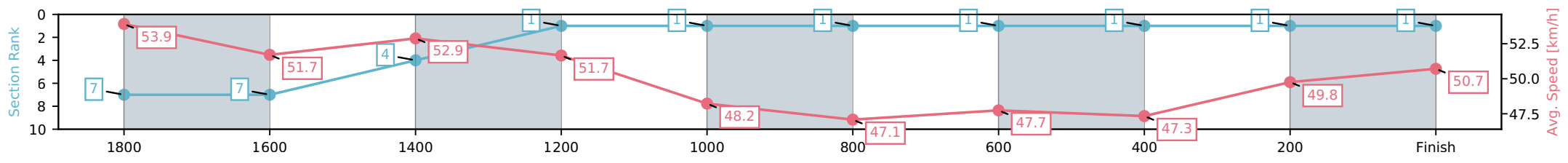
Horse/Jockey Name	Ashley Frank/J W Cox
Finish Rank	1
Fastest Section Time (Section)	0:13.94 (1400-1200)
Top Speed [km/h] (Section)	55.0 (1980 - 1800)
Race State	Finished



NZ Metropolitan Trotting Club Inc Harness  
 Race 9: GOLD BAND TAXIS MOBILE PACE - 1980m  
 10 April 2026 - 9:38PM  
 Weather: Cloudy



Section	L1980	L1800	L1600	L1400	L1200	L1000	L800	L600	L400	L200
Section Times	2:24.01 (0:11.73)	2:12.28 [7] (0:14.42)	1:57.86 [4] (0:14.09)	1:43.77 [1] (0:13.94)	1:29.84 [1] (0:15.15)	1:14.68 [1] (0:15.41)	0:59.27 [1] (0:15.09)	0:44.19 [1] (0:15.38)	0:28.81 [1] (0:14.59)	0:14.22 [1] (0:14.22)
Average Speed [km/h]	53.9	51.7	52.9	51.7	48.2	47.1	47.7	47.3	49.8	50.7
Top Speed [km/h]	55.0	52.8	53.3	53.3	49.4	49.0	48.4	47.8	50.7	51.1
Avg. Dist. to Rail [m]	8.5	5.5	4.6	5.5	1.9	1.2	1.7	1.6	1.6	4.5



[ ] Ranking at each section and finish  
 -:-:- No data available at this section  
 NA No data available

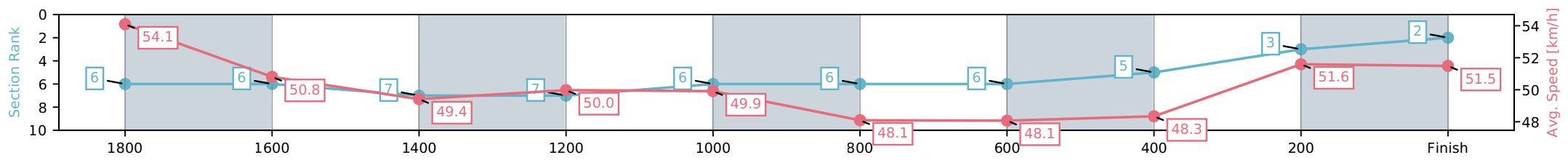
Horse/Jockey Name	Stumpy Blackler/T M Williams
Finish Rank	2
Fastest Section Time (Section)	0:13.99 (200-0)
Top Speed [km/h] (Section)	54.6 (1980 - 1800)
Race State	Finished



NZ Metropolitan Trotting Club Inc Harness  
 Race 9: GOLD BAND TAXIS MOBILE PACE - 1980m  
 10 April 2026 - 9:38PM  
 Weather: Cloudy



Section	L1980	L1800	L1600	L1400	L1200	L1000	L800	L600	L400	L200
Section Times	2:24.24 (0:11.57)	2:12.67 [6] (0:14.49)	1:58.18 [7] (0:14.88)	1:43.30 [7] (0:14.41)	1:28.89 [6] (0:14.84)	1:14.06 [6] (0:15.30)	0:58.76 [6] (0:14.98)	0:43.78 [5] (0:15.30)	0:28.48 [3] (0:14.48)	0:13.99 [2] (0:13.99)
Average Speed [km/h]	54.1	50.8	49.4	50.0	49.9	48.1	48.1	48.3	51.6	51.5
Top Speed [km/h]	54.6	53.2	51.0	51.1	50.9	50.1	48.8	50.9	52.8	53.0
Avg. Dist. to Rail [m]	6.8	3.6	2.9	5.3	3.6	2.9	3.5	3.7	5.4	6.6



[ ] Ranking at each section and finish  
 -:-:- No data available at this section  
 NA No data available

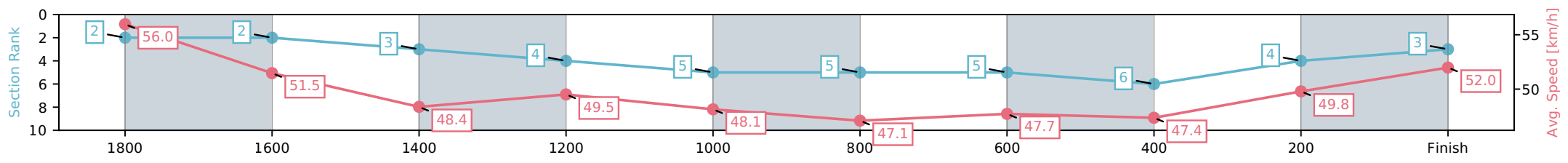
Horse/Jockey Name	Flying Ace/O G Thornley
Finish Rank	3
Fastest Section Time (Section)	0:13.88 (200-0)
Top Speed [km/h] (Section)	56.8 (1980 - 1800)
Race State	Finished



NZ Metropolitan Trotting Club Inc Harness  
 Race 9: GOLD BAND TAXIS MOBILE PACE - 1980m  
 10 April 2026 - 9:38PM  
 Weather: Cloudy



Section	L1980	L1800	L1600	L1400	L1200	L1000	L800	L600	L400	L200
Section Times	2:24.26 (0:11.16)	2:13.10 [2] (0:14.09)	1:59.01 [3] (0:14.98)	1:44.03 [4] (0:14.54)	1:29.49 [5] (0:15.17)	1:14.32 [5] (0:15.42)	0:58.90 [5] (0:15.08)	0:43.81 [6] (0:15.36)	0:28.45 [4] (0:14.58)	0:13.88 [3] (0:13.88)
Average Speed [km/h]	56.0	51.5	48.4	49.5	48.1	47.1	47.7	47.4	49.8	52.0
Top Speed [km/h]	56.8	54.9	48.8	49.8	49.4	49.1	48.5	48.0	51.8	52.7
Avg. Dist. to Rail [m]	5.5	1.5	1.1	3.5	1.9	1.2	1.7	1.6	1.4	3.9



[ ] Ranking at each section and finish  
 -:-:- No data available at this section  
 NA No data available

Horse/Jockey Name	Seaside Brucie/S J Ottley
Finish Rank	4
Fastest Section Time (Section)	0:13.93 (1800-1600)
Top Speed [km/h] (Section)	57.5 (1980 - 1800)
Race State	Finished



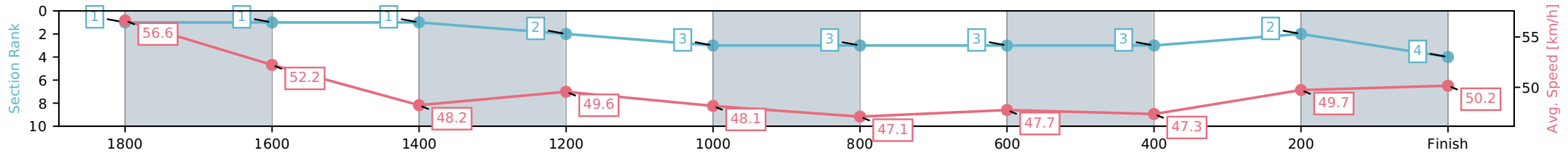
NZ Metropolitan Trotting Club Inc Harness  
 Race 9: GOLD BAND TAXIS MOBILE PACE - 1980m



10 April 2026 - 9:38PM

Weather: Cloudy

Section	L1980	L1800	L1600	L1400	L1200	L1000	L800	L600	L400	L200
Section Times	2:24.45 (0:10.98)	2:13.46 [1] (0:13.93)	1:59.54 [1] (0:15.02)	1:44.51 [2] (0:14.53)	1:29.98 [3] (0:15.18)	1:14.81 [3] (0:15.40)	0:59.41 [3] (0:15.08)	0:44.32 [3] (0:15.39)	0:28.94 [2] (0:14.58)	0:14.36 [4] (0:14.36)
Average Speed [km/h]	56.6	52.2	48.2	49.6	48.1	47.1	47.7	47.3	49.7	50.2
Top Speed [km/h]	57.5	56.4	48.5	49.9	49.5	49.3	48.6	47.9	51.8	52.0
Avg. Dist. to Rail [m]	8.2	2.0	1.0	3.7	1.9	1.2	1.8	1.7	1.0	1.3



- [ ] Ranking at each section and finish
- :-:- No data available at this section
- NA No data available

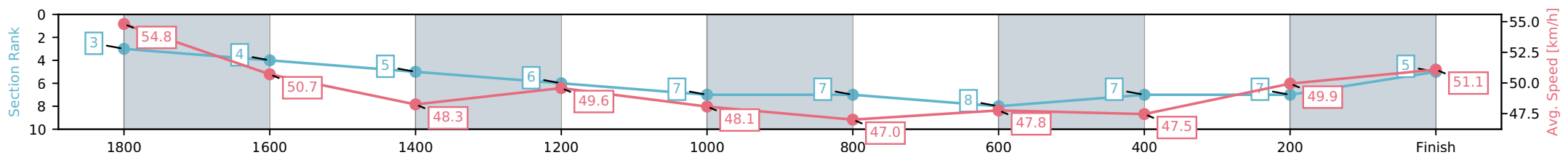
Horse/Jockey Name	Heaven/R D Close
Finish Rank	5
Fastest Section Time (Section)	0:14.11 (200-0)
Top Speed [km/h] (Section)	55.6 (1980 - 1800)
Race State	Finished



NZ Metropolitan Trotting Club Inc Harness  
 Race 9: GOLD BAND TAXIS MOBILE PACE - 1980m  
 10 April 2026 - 9:38PM  
 Weather: Cloudy



Section	L1980	L1800	L1600	L1400	L1200	L1000	L800	L600	L400	L200
Section Times	2:24.79 (0:11.42)	2:13.37 [4] (0:14.13)	1:59.24 [5] (0:14.96)	1:44.28 [6] (0:14.51)	1:29.77 [7] (0:15.28)	1:14.49 [7] (0:15.46)	0:59.04 [8] (0:15.08)	0:43.95 [7] (0:15.24)	0:28.71 [7] (0:14.60)	0:14.11 [5] (0:14.11)
Average Speed [km/h]	54.8	50.7	48.3	49.6	48.1	47.0	47.8	47.5	49.9	51.1
Top Speed [km/h]	55.6	53.2	49.1	49.9	49.3	48.9	48.5	47.9	51.5	52.1
Avg. Dist. to Rail [m]	1.1	0.6	0.8	3.9	2.6	1.4	1.3	0.8	2.0	3.3



[ ] Ranking at each section and finish  
 -:-:- No data available at this section  
 NA No data available

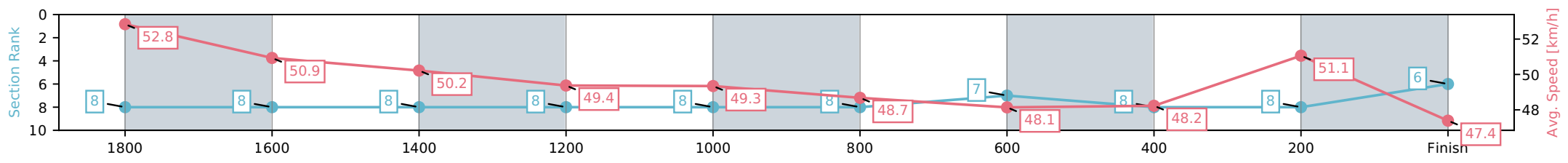
Horse/Jockey Name	Betterthanbabe/W J House
Finish Rank	6
Fastest Section Time (Section)	0:14.58 (1400-1200)
Top Speed [km/h] (Section)	53.3 (1980 - 1800)
Race State	Finished



NZ Metropolitan Trotting Club Inc Harness  
 Race 9: GOLD BAND TAXIS MOBILE PACE - 1980m  
 10 April 2026 - 9:38PM  
 Weather: Cloudy



Section	L1980	L1800	L1600	L1400	L1200	L1000	L800	L600	L400	L200
Section Times	2:25.89 (0:11.85)	2:14.04 [8] (0:14.73)	1:59.30 [8] (0:14.71)	1:44.60 [8] (0:14.58)	1:30.01 [8] (0:14.89)	1:15.12 [8] (0:15.03)	1:00.10 [7] (0:14.96)	0:45.13 [8] (0:15.36)	0:29.77 [8] (0:14.60)	0:15.16 [6] (0:15.16)
Average Speed [km/h]	52.8	50.9	50.2	49.4	49.3	48.7	48.1	48.2	51.1	47.4
Top Speed [km/h]	53.3	52.7	51.9	49.8	50.0	49.7	49.0	50.5	51.4	51.0
Avg. Dist. to Rail [m]	10.8	6.7	3.4	5.5	2.6	2.3	3.7	3.9	5.6	8.6



[ ] Ranking at each section and finish  
 -:-:- No data available at this section  
 NA No data available

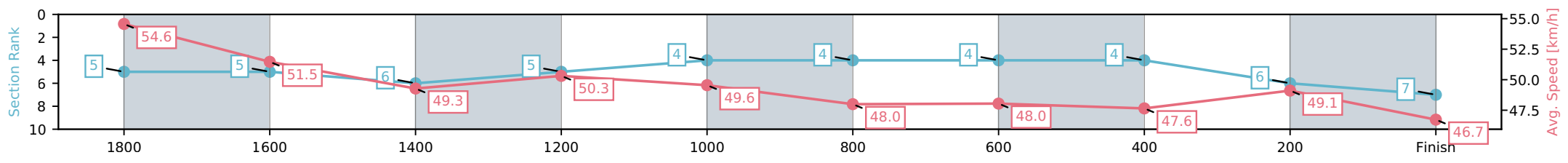
Horse/Jockey Name	Sofia Rose/H V Douglas
Finish Rank	7
Fastest Section Time (Section)	0:14.22 (1800-1600)
Top Speed [km/h] (Section)	55.2 (1980 - 1800)
Race State	Finished



NZ Metropolitan Trotting Club Inc Harness  
 Race 9: GOLD BAND TAXIS MOBILE PACE - 1980m  
 10 April 2026 - 9:38PM  
 Weather: Cloudy



Section	L1980	L1800	L1600	L1400	L1200	L1000	L800	L600	L400	L200
Section Times	2:26.04 (0:11.49)	2:14.55 [5] (0:14.22)	2:00.33 [6] (0:14.89)	1:45.44 [5] (0:14.32)	1:31.12 [4] (0:14.94)	1:16.18 [4] (0:15.28)	1:00.89 [4] (0:14.98)	0:45.91 [4] (0:15.45)	0:30.46 [6] (0:15.07)	0:15.38 [7] (0:15.38)
Average Speed [km/h]	54.6	51.5	49.3	50.3	49.6	48.0	48.0	47.6	49.1	46.7
Top Speed [km/h]	55.2	54.2	50.3	51.0	50.7	50.1	48.5	48.0	49.7	49.7
Avg. Dist. to Rail [m]	4.2	2.7	2.7	5.4	3.5	2.8	3.3	3.2	4.2	6.8



[ ] Ranking at each section and finish  
 -:-:- No data available at this section  
 NA No data available

Horse/Jockey Name	Matai Harry/S J Thornley
Finish Rank	8
Fastest Section Time (Section)	0:13.89 (1800-1600)
Top Speed [km/h] (Section)	55.3 (1980 - 1800)
Race State	Finished



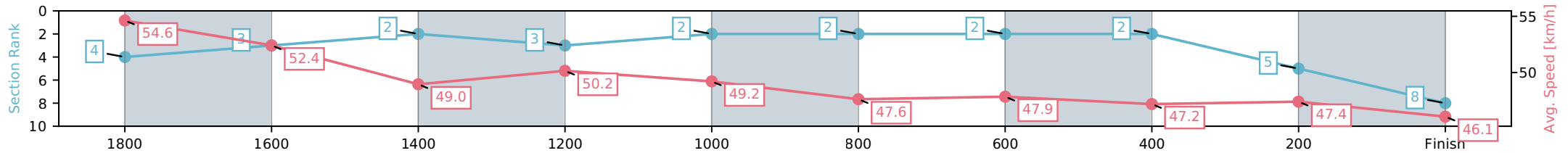
NZ Metropolitan Trotting Club Inc Harness  
 Race 9: GOLD BAND TAXIS MOBILE PACE - 1980m



10 April 2026 - 9:38PM

Weather: Cloudy

Section	L1980	L1800	L1600	L1400	L1200	L1000	L800	L600	L400	L200
Section Times	2:26.12 (0:11.42)	2:14.70 [3] (0:13.89)	2:00.80 [2] (0:14.79)	1:46.01 [3] (0:14.36)	1:31.65 [2] (0:15.01)	1:16.64 [2] (0:15.34)	1:01.30 [2] (0:15.05)	0:46.25 [2] (0:15.38)	0:30.87 [5] (0:15.23)	0:15.64 [8] (0:15.64)
Average Speed [km/h]	54.6	52.4	49.0	50.2	49.2	47.6	47.9	47.2	47.4	46.1
Top Speed [km/h]	55.3	54.1	50.6	51.0	49.8	49.7	48.3	47.6	47.9	48.0
Avg. Dist. to Rail [m]	10.9	2.5	1.3	5.1	3.4	2.1	3.1	1.6	1.1	2.9



- [ ] Ranking at each section and finish
- :-:- No data available at this section
- NA No data available