



NZ Metropolitan Trotting Club Inc Harness
 Race 1: THAI NIGHT THIS FRIDAY - BOOK NOW MOBILE PACE - 1980m
 15 April 2026 - 4:28PM



Weather: Fine

Field Times (Race Tempo) 2:30.90 (0:11.60) 2:19.30 (0:15.34) 2:03.96 (0:16.97) 1:46.99 (0:16.96) 1:30.03 (0:16.48) 1:13.55 (0:15.65) 0:57.90 (0:14.51) 0:43.39 (0:14.69)

| Rank | TAB# | Horse | Overall Time | First 400m | Top Speed km/h (Section) | L1980 | L1800 | L1600 | L1400 | L1200 | L1000 | L800 | L600 |
|------|--------|--------------------|---------------|------------|--------------------------|--------------|-------------|-------------|-------------|-------------|-------------|-------------|-------------|
| | (BAR#) | Driver | Margin (DT-W) | Last 600m | Fastest Section (Time) | Start - 1800 | 1800 - 1600 | 1600 - 1400 | 1400 - 1200 | 1200 - 1000 | 1000 - 800 | 800 - 600 | 600 - 400 |
| 1 | 5 | The Bettor Major | 2:30.90 | 0:29.14 | 53.2 (1980 - 1800) | 2:30.90 | 2:19.02 [2] | 2:03.79 [2] | 1:46.72 [2] | 1:29.77 [2] | 1:13.28 [2] | 0:57.67 [2] | 0:43.19 [2] |
| | (5) | M F Maynard | | 0:43.19 | 400-200 (0:14.24) | (0:11.88) | (0:15.22) | (0:17.08) | (0:16.94) | (0:16.50) | (0:15.60) | (0:14.48) | (0:14.61) |
| 2 | 1 | Jack's Eyre | 2:30.91 | 0:28.99 | 55.2 (1980 - 1800) | 2:30.91 | 2:19.31 [1] | 2:03.97 [1] | 1:47.00 [1] | 1:30.04 [1] | 1:13.56 [1] | 0:57.91 [1] | 0:43.40 [1] |
| | (1) | C M Wigg | 0.0L (-16) | 0:43.40 | 400-200 (0:14.24) | (0:11.60) | (0:15.34) | (0:16.97) | (0:16.96) | (0:16.48) | (0:15.65) | (0:14.51) | (0:14.69) |
| 3 | 7 | Off The Edge | 2:31.34 | 0:29.59 | 53.0 (400-200) | 2:31.34 | 2:18.79 [6] | 2:03.66 [5] | 1:46.60 [5] | 1:29.56 [6] | 1:13.09 [6] | 0:57.44 [6] | 0:42.95 [6] |
| | (7) | A N Edge | 2.5L (-8) | 0:42.95 | 400-200 (0:14.08) | (0:12.55) | (0:15.13) | (0:17.06) | (0:17.04) | (0:16.46) | (0:15.65) | (0:14.49) | (0:14.48) |
| 4 | 4 | Auntie Deb | 2:31.43 | 0:29.49 | 52.8 (1980 - 1800) | 2:31.43 | 2:19.28 [3] | 2:04.02 [3] | 1:46.90 [4] | 1:29.99 [4] | 1:13.50 [4] | 0:57.89 [4] | 0:43.44 [3] |
| | (4) | C P Negus | 3.0L (+4) | 0:43.43 | 400-200 (0:14.32) | (0:12.15) | (0:15.26) | (0:17.11) | (0:16.92) | (0:16.48) | (0:15.62) | (0:14.45) | (0:14.63) |
| 5 | 6 | Lily's A Star | 2:31.55 | 0:30.18 | 53.5 (400-200) | 2:31.55 | 2:19.08 [5] | 2:03.41 [6] | 1:46.36 [7] | 1:29.43 [7] | 1:13.00 [7] | 0:57.38 [7] | 0:42.97 [7] |
| | (6) | B J Wilmott | 3.7L (+6) | 0:42.97 | 400-200 (0:14.15) | (0:12.47) | (0:15.66) | (0:17.05) | (0:16.93) | (0:16.43) | (0:15.62) | (0:14.41) | (0:14.63) |
| 6 | 9 | Warloch | 2:31.70 | 0:30.17 | 52.3 (1980 - 1800) | 2:31.70 | 2:18.56 [7] | 2:03.11 [7] | 1:46.84 [6] | 1:30.09 [5] | 1:13.61 [5] | 0:58.00 [5] | 0:43.45 [5] |
| | (9) | N J H Munro | 4.5L (-7) | 0:43.45 | 400-200 (0:14.33) | (0:13.14) | (0:15.46) | (0:16.26) | (0:16.76) | (0:16.47) | (0:15.62) | (0:14.55) | (0:14.71) |
| 7 | 3 | Didjashoutthebar | 2:32.23 | 0:29.44 | 52.6 (1980 - 1800) | 2:32.23 | 2:20.05 [4] | 2:04.75 [4] | 1:47.94 [3] | 1:30.94 [3] | 1:14.50 [3] | 0:58.76 [3] | 0:44.18 [4] |
| | (3) | J Buckland-Stevens | 7.6L (-11) | 0:44.19 | 800-600 (0:14.58) | (0:12.18) | (0:15.30) | (0:16.81) | (0:17.00) | (0:16.44) | (0:15.74) | (0:14.58) | (0:14.59) |

Scratched: Zoom X (#2)
 Did Not Finish: Aint No Angel (#8)

Report Created: Wed 15 April 2026

(Note: Races are conducted over an approximate distance as close as possible to the advertised distance, and recorded data may vary accordingly. Official times refer to race times only and do not include handicap times.)

[] Position in running at each section and finish TAB# Saddle cloth number

-:--:-- No data available at this section

NA No data available

DNT Did not track

BAR# Barrier/Gate Position

DNF Did not finish

DT-W Distance travelled compared to winner in metres

Fastest split

Fastest section



NZ Metropolitan Trotting Club Inc Harness
 Race 1: THAI NIGHT THIS FRIDAY - BOOK NOW MOBILE PACE - 1980m
 15 April 2026 - 4:28PM



Weather: Fine

Field Times 0:28.70 0:14.46
 (Race Tempo) (0:14.24) (0:14.46)

| Rank | TAB# | Horse | Overall Time | First 400m | Top Speed km/h (Section) | L400 | L200 | | | | | | |
|------|--------|--------------------|---------------|------------|--------------------------|-------------|--------------|--|--|--|--|--|--|
| | (BAR#) | Driver | Margin (DT-W) | Last 600m | Fastest Section (Time) | 400 - 200 | 200 - Finish | | | | | | |
| 1 | 5 | The Bettor Major | 2:30.90 | 0:29.14 | 53.2 (1980 - 1800) | 0:28.58 [2] | 0:14.34 [2] | | | | | | |
| | (5) | M F Maynard | | 0:43.19 | 400-200 (0:14.24) | (0:14.24) | (0:14.34) | | | | | | |
| 2 | 1 | Jack's Eyre | 2:30.91 | 0:28.99 | 55.2 (1980 - 1800) | 0:28.71 [1] | 0:14.47 [1] | | | | | | |
| | (1) | C M Wigg | 0.0L (-16) | 0:43.40 | 400-200 (0:14.24) | (0:14.24) | (0:14.47) | | | | | | |
| 3 | 7 | Off The Edge | 2:31.34 | 0:29.59 | 53.0 (400-200) | 0:28.47 [5] | 0:14.39 [4] | | | | | | |
| | (7) | A N Edge | 2.5L (-8) | 0:42.95 | 400-200 (0:14.08) | (0:14.08) | (0:14.39) | | | | | | |
| 4 | 4 | Auntie Deb | 2:31.43 | 0:29.49 | 52.8 (1980 - 1800) | 0:28.81 [3] | 0:14.48 [3] | | | | | | |
| | (4) | C P Negus | 3.0L (+4) | 0:43.43 | 400-200 (0:14.32) | (0:14.32) | (0:14.48) | | | | | | |
| 5 | 6 | Lily's A Star | 2:31.55 | 0:30.18 | 53.5 (400-200) | 0:28.34 [7] | 0:14.19 [7] | | | | | | |
| | (6) | B J Wilmott | 3.7L (+6) | 0:42.97 | 400-200 (0:14.15) | (0:14.15) | (0:14.19) | | | | | | |
| 6 | 9 | Warloch | 2:31.70 | 0:30.17 | 52.3 (1980 - 1800) | 0:28.74 [6] | 0:14.41 [6] | | | | | | |
| | (9) | N J H Munro | 4.5L (-7) | 0:43.45 | 400-200 (0:14.33) | (0:14.33) | (0:14.41) | | | | | | |
| 7 | 3 | Didjashoutthebar | 2:32.23 | 0:29.44 | 52.6 (1980 - 1800) | 0:29.60 [4] | 0:15.00 [5] | | | | | | |
| | (3) | J Buckland-Stevens | 7.6L (-11) | 0:44.19 | 800-600 (0:14.58) | (0:14.60) | (0:15.00) | | | | | | |

Scratched: Zoom X (#2)
 Did Not Finish: Aint No Angel (#8)

Report Created: Wed 15 April 2026

(Note: Races are conducted over an approximate distance as close as possible to the advertised distance, and recorded data may vary accordingly. Official times refer to race times only and do not include handicap times.)

[] Position in running at each section and finish TAB# Saddle cloth number
 -:-:- No data available at this section BAR# Barrier/Gate Position
 NA No data available DNF Did not finish
 DNT Did not track DT-W Distance travelled compared to winner in metres

Fastest split
 Fastest section

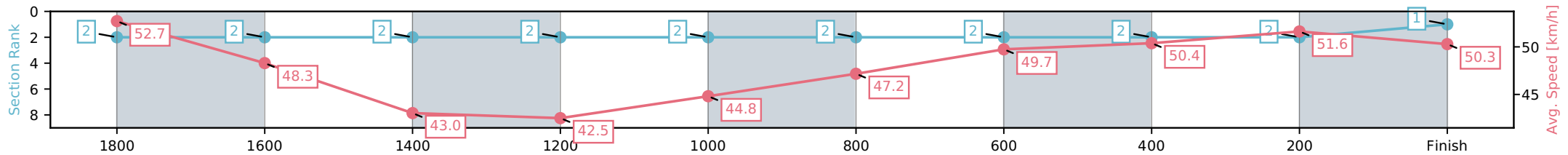
| | |
|--------------------------------|------------------------------|
| Horse/Jockey Name | The Bettor Major/M F Maynard |
| Finish Rank | 1 |
| Fastest Section Time (Section) | 0:14.24 (400-200) |
| Top Speed [km/h] (Section) | 53.2 (1980 - 1800) |
| Race State | Finished |



NZ Metropolitan Trotting Club Inc Harness
 Race 1: THAI NIGHT THIS FRIDAY - BOOK NOW MOBILE
 PACE - 1980m
 15 April 2026 - 4:28PM
 Weather: Fine



| Section | L1980 | L1800 | L1600 | L1400 | L1200 | L1000 | L800 | L600 | L400 | L200 |
|------------------------|----------------------|--------------------------|--------------------------|--------------------------|--------------------------|--------------------------|--------------------------|--------------------------|--------------------------|--------------------------|
| Section Times | 2:30.90 (0:11.88) | 2:19.02 [2] (0:15.22) | 2:03.79 [2] (0:17.08) | 1:46.72 [2] (0:16.94) | 1:29.77 [2] (0:16.50) | 1:13.28 [2] (0:15.60) | 0:57.67 [2] (0:14.48) | 0:43.19 [2] (0:14.61) | 0:28.58 [2] (0:14.24) | 0:14.34 [1] (0:14.34) |
| Average Speed [km/h] | 52.7 | 48.3 | 43.0 | 42.5 | 44.8 | 47.2 | 49.7 | 50.4 | 51.6 | 50.3 |
| Top Speed [km/h] | 53.2 | 52.4 | 45.3 | 42.9 | 47.1 | 49.1 | 50.3 | 51.9 | 52.1 | 51.5 |
| Avg. Dist. to Rail [m] | 6.5 | 3.3 | 2.8 | 4.3 | 3.2 | 3.1 | 3.9 | 3.1 | 3.1 | 5.5 |



- [] Ranking at each section and finish
- :-:- No data available at this section
- NA No data available

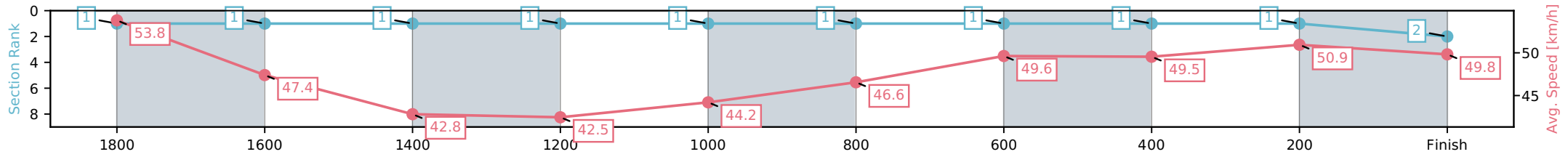
| | |
|--------------------------------|----------------------|
| Horse/Jockey Name | Jack's Eyre/C M Wigg |
| Finish Rank | 2 |
| Fastest Section Time (Section) | 0:14.24 (400-200) |
| Top Speed [km/h] (Section) | 55.2 (1980 - 1800) |
| Race State | Finished |



NZ Metropolitan Trotting Club Inc Harness
 Race 1: THAI NIGHT THIS FRIDAY - BOOK NOW MOBILE
 PACE - 1980m
 15 April 2026 - 4:28PM
 Weather: Fine



| Section | L1980 | L1800 | L1600 | L1400 | L1200 | L1000 | L800 | L600 | L400 | L200 |
|------------------------|----------------------|--------------------------|--------------------------|--------------------------|--------------------------|--------------------------|--------------------------|--------------------------|--------------------------|--------------------------|
| Section Times | 2:30.91 (0:11.60) | 2:19.31 [1] (0:15.34) | 2:03.97 [1] (0:16.97) | 1:47.00 [1] (0:16.96) | 1:30.04 [1] (0:16.48) | 1:13.56 [1] (0:15.65) | 0:57.91 [1] (0:14.51) | 0:43.40 [1] (0:14.69) | 0:28.71 [1] (0:14.24) | 0:14.47 [2] (0:14.47) |
| Average Speed [km/h] | 53.8 | 47.4 | 42.8 | 42.5 | 44.2 | 46.6 | 49.6 | 49.5 | 50.9 | 49.8 |
| Top Speed [km/h] | 55.2 | 51.0 | 45.0 | 42.9 | 46.6 | 48.3 | 50.7 | 50.2 | 51.3 | 51.3 |
| Avg. Dist. to Rail [m] | 1.8 | 1.6 | 1.3 | 2.7 | 1.5 | 1.6 | 2.1 | 1.6 | 1.3 | 3.7 |



[] Ranking at each section and finish
 -:-:- No data available at this section
 NA No data available

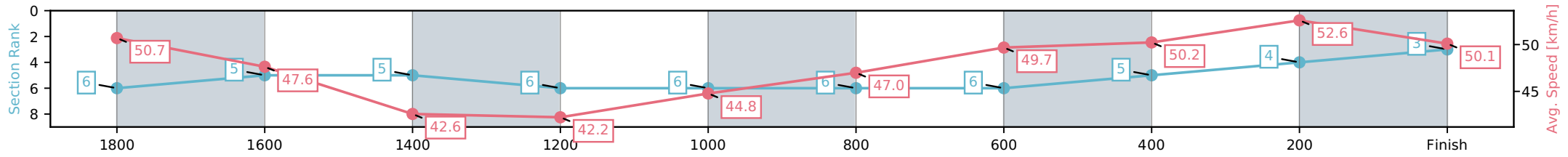
| | |
|--------------------------------|-----------------------|
| Horse/Jockey Name | Off The Edge/A N Edge |
| Finish Rank | 3 |
| Fastest Section Time (Section) | 0:14.08 (400-200) |
| Top Speed [km/h] (Section) | 53.0 (400-200) |
| Race State | Finished |



NZ Metropolitan Trotting Club Inc Harness
 Race 1: THAI NIGHT THIS FRIDAY - BOOK NOW MOBILE
 PACE - 1980m
 15 April 2026 - 4:28PM
 Weather: Fine



| Section | L1980 | L1800 | L1600 | L1400 | L1200 | L1000 | L800 | L600 | L400 | L200 |
|------------------------|----------------------|--------------------------|--------------------------|--------------------------|--------------------------|--------------------------|--------------------------|--------------------------|--------------------------|--------------------------|
| Section Times | 2:31.34 (0:12.55) | 2:18.79 [5] (0:15.13) | 2:03.66 [5] (0:17.06) | 1:46.60 [6] (0:17.04) | 1:29.56 [6] (0:16.46) | 1:13.09 [6] (0:15.65) | 0:57.44 [6] (0:14.49) | 0:42.95 [5] (0:14.48) | 0:28.47 [4] (0:14.08) | 0:14.39 [3] (0:14.39) |
| Average Speed [km/h] | 50.7 | 47.6 | 42.6 | 42.2 | 44.8 | 47.0 | 49.7 | 50.2 | 52.6 | 50.1 |
| Top Speed [km/h] | 51.7 | 50.1 | 45.1 | 43.1 | 46.9 | 48.7 | 50.3 | 51.6 | 53.0 | 52.6 |
| Avg. Dist. to Rail [m] | 4.6 | 0.8 | 1.5 | 4.3 | 3.0 | 2.9 | 3.2 | 1.6 | 4.4 | 6.8 |



[] Ranking at each section and finish
 -:-:- No data available at this section
 NA No data available

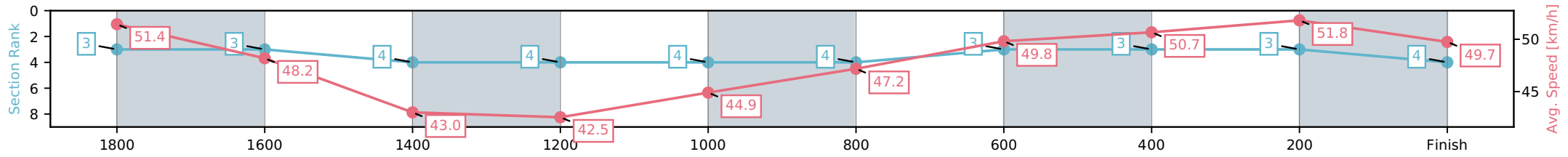
| | |
|--------------------------------|----------------------|
| Horse/Jockey Name | Auntie Deb/C P Negus |
| Finish Rank | 4 |
| Fastest Section Time (Section) | 0:14.32 (400-200) |
| Top Speed [km/h] (Section) | 52.8 (1980 - 1800) |
| Race State | Finished |



NZ Metropolitan Trotting Club Inc Harness
 Race 1: THAI NIGHT THIS FRIDAY - BOOK NOW MOBILE
 PACE - 1980m
 15 April 2026 - 4:28PM
 Weather: Fine



| Section | L1980 | L1800 | L1600 | L1400 | L1200 | L1000 | L800 | L600 | L400 | L200 |
|------------------------|----------------------|--------------------------|--------------------------|--------------------------|--------------------------|--------------------------|--------------------------|--------------------------|--------------------------|--------------------------|
| Section Times | 2:31.43 (0:12.15) | 2:19.28 [3] (0:15.26) | 2:04.02 [4] (0:17.11) | 1:46.90 [4] (0:16.92) | 1:29.99 [4] (0:16.48) | 1:13.50 [4] (0:15.62) | 0:57.89 [3] (0:14.45) | 0:43.44 [3] (0:14.63) | 0:28.81 [3] (0:14.32) | 0:14.48 [4] (0:14.48) |
| Average Speed [km/h] | 51.4 | 48.2 | 43.0 | 42.5 | 44.9 | 47.2 | 49.8 | 50.7 | 51.8 | 49.7 |
| Top Speed [km/h] | 52.8 | 51.0 | 45.2 | 43.0 | 47.1 | 48.9 | 50.4 | 52.2 | 52.2 | 51.2 |
| Avg. Dist. to Rail [m] | 4.9 | 3.4 | 2.9 | 4.4 | 3.3 | 3.2 | 4.0 | 3.8 | 4.4 | 6.1 |



[] Ranking at each section and finish
 -:-:- No data available at this section
 NA No data available

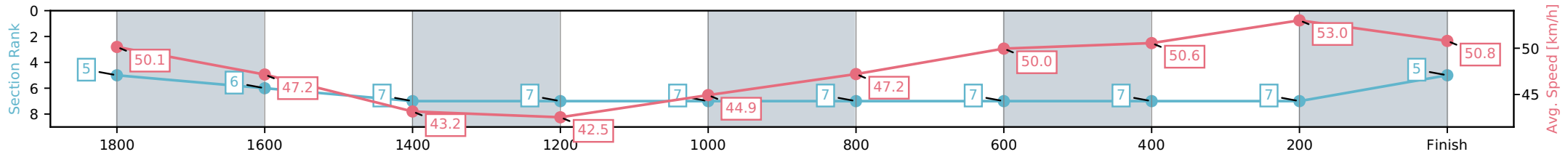
| | |
|--------------------------------|---------------------------|
| Horse/Jockey Name | Lily's A Star/B J Wilmott |
| Finish Rank | 5 |
| Fastest Section Time (Section) | 0:14.15 (400-200) |
| Top Speed [km/h] (Section) | 53.5 (400-200) |
| Race State | Finished |



NZ Metropolitan Trotting Club Inc Harness
 Race 1: THAI NIGHT THIS FRIDAY - BOOK NOW MOBILE
 PACE - 1980m
 15 April 2026 - 4:28PM
 Weather: Fine



| Section | L1980 | L1800 | L1600 | L1400 | L1200 | L1000 | L800 | L600 | L400 | L200 |
|------------------------|----------------------|--------------------------|--------------------------|--------------------------|--------------------------|--------------------------|--------------------------|--------------------------|--------------------------|--------------------------|
| Section Times | 2:31.55 (0:12.47) | 2:19.08 [6] (0:15.66) | 2:03.41 [7] (0:17.05) | 1:46.36 [7] (0:16.93) | 1:29.43 [7] (0:16.43) | 1:13.00 [7] (0:15.62) | 0:57.38 [7] (0:14.41) | 0:42.97 [7] (0:14.63) | 0:28.34 [7] (0:14.15) | 0:14.19 [5] (0:14.19) |
| Average Speed [km/h] | 50.1 | 47.2 | 43.2 | 42.5 | 44.9 | 47.2 | 50.0 | 50.6 | 53.0 | 50.8 |
| Top Speed [km/h] | 52.5 | 47.8 | 46.2 | 43.2 | 47.1 | 49.1 | 50.6 | 52.5 | 53.5 | 53.1 |
| Avg. Dist. to Rail [m] | 7.9 | 4.4 | 3.0 | 4.6 | 3.2 | 3.2 | 4.3 | 3.8 | 6.1 | 9.7 |



[] Ranking at each section and finish
 -:-:- No data available at this section
 NA No data available

| | |
|--------------------------------|---------------------|
| Horse/Jockey Name | Warloch/N J H Munro |
| Finish Rank | 6 |
| Fastest Section Time (Section) | 0:14.33 (400-200) |
| Top Speed [km/h] (Section) | 52.3 (1980 - 1800) |
| Race State | Finished |



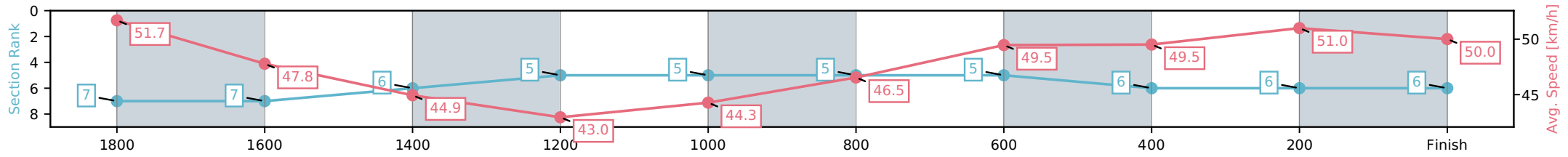
NZ Metropolitan Trotting Club Inc Harness
 Race 1: THAI NIGHT THIS FRIDAY - BOOK NOW MOBILE
 PACE - 1980m



15 April 2026 - 4:28PM

Weather: Fine

| Section | L1980 | L1800 | L1600 | L1400 | L1200 | L1000 | L800 | L600 | L400 | L200 |
|------------------------|----------------------|--------------------------|--------------------------|--------------------------|--------------------------|--------------------------|--------------------------|--------------------------|--------------------------|--------------------------|
| Section Times | 2:31.70 (0:13.14) | 2:18.56 [7] (0:15.46) | 2:03.11 [6] (0:16.26) | 1:46.84 [5] (0:16.76) | 1:30.09 [5] (0:16.47) | 1:13.61 [5] (0:15.62) | 0:58.00 [5] (0:14.55) | 0:43.45 [6] (0:14.71) | 0:28.74 [6] (0:14.33) | 0:14.41 [6] (0:14.41) |
| Average Speed [km/h] | 51.7 | 47.8 | 44.9 | 43.0 | 44.3 | 46.5 | 49.5 | 49.5 | 51.0 | 50.0 |
| Top Speed [km/h] | 52.3 | 50.9 | 47.3 | 44.1 | 46.9 | 48.3 | 50.2 | 50.4 | 51.5 | 51.7 |
| Avg. Dist. to Rail [m] | 9.7 | 4.3 | 1.9 | 2.9 | 1.6 | 1.5 | 2.3 | 1.8 | 2.5 | 3.6 |



[] Ranking at each section and finish
 -:-:- No data available at this section
 NA No data available

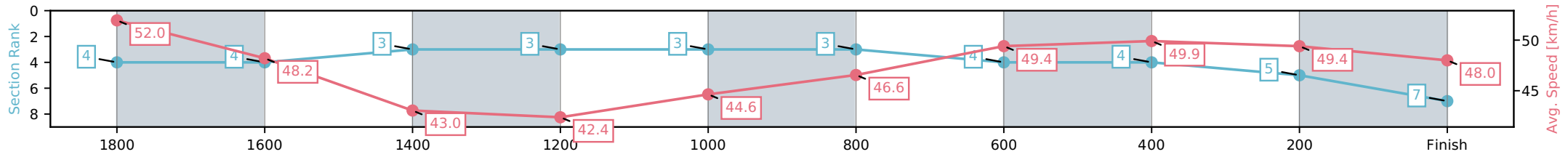
| | |
|--------------------------------|-------------------------------------|
| Horse/Jockey Name | Didjashoutthebar/J Buckland-Stevens |
| Finish Rank | 7 |
| Fastest Section Time (Section) | 0:14.58 (800-600) |
| Top Speed [km/h] (Section) | 52.6 (1980 - 1800) |
| Race State | Finished |



NZ Metropolitan Trotting Club Inc Harness
 Race 1: THAI NIGHT THIS FRIDAY - BOOK NOW MOBILE
 PACE - 1980m
 15 April 2026 - 4:28PM
 Weather: Fine



| Section | L1980 | L1800 | L1600 | L1400 | L1200 | L1000 | L800 | L600 | L400 | L200 |
|------------------------|----------------------|--------------------------|--------------------------|--------------------------|--------------------------|--------------------------|--------------------------|--------------------------|--------------------------|--------------------------|
| Section Times | 2:32.23 (0:12.18) | 2:20.05 [4] (0:15.30) | 2:04.75 [3] (0:16.81) | 1:47.94 [3] (0:17.00) | 1:30.94 [3] (0:16.44) | 1:14.50 [3] (0:15.74) | 0:58.76 [4] (0:14.58) | 0:44.18 [4] (0:14.59) | 0:29.60 [5] (0:14.60) | 0:15.00 [7] (0:15.00) |
| Average Speed [km/h] | 52.0 | 48.2 | 43.0 | 42.4 | 44.6 | 46.6 | 49.4 | 49.9 | 49.4 | 48.0 |
| Top Speed [km/h] | 52.6 | 52.6 | 45.1 | 43.2 | 47.0 | 48.6 | 49.8 | 51.0 | 51.0 | 49.6 |
| Avg. Dist. to Rail [m] | 5.3 | 3.9 | 0.8 | 2.3 | 2.3 | 2.5 | 2.9 | 2.0 | 1.0 | 2.7 |



[] Ranking at each section and finish
 -:-:- No data available at this section
 NA No data available