



NZ Metropolitan Trotting Club Inc Harness

Race 4: SAVE THE DATE - PLUMBERS' NIGHT 26 JUNE MOBILE TROT - 1980m

15 April 2026 - 6:05PM



Weather: Fine

Field Times	2:29.54	2:17.89	2:03.39	1:47.75	1:31.83	1:16.53	1:01.51	0:46.43
(Race Tempo)	(0:11.65)	(0:14.49)	(0:15.64)	(0:15.92)	(0:15.30)	(0:15.02)	(0:15.08)	(0:15.47)

Rank	TAB#	Horse	Overall Time	First 400m	Top Speed km/h (Section)	L1980	L1800	L1600	L1400	L1200	L1000	L800	L600
	(BAR#)	Driver	Margin (DT-W)	Last 600m	Fastest Section (Time)	Start - 1800	1800 - 1600	1600 - 1400	1400 - 1200	1200 - 1000	1000 - 800	800 - 600	600 - 400
1	7	Silverlinings	2:29.54	0:27.69	54.4 (1980 - 1800)	2:29.54	2:17.89 [1]	2:03.40 [1]	1:47.75 [1]	1:31.83 [1]	1:16.53 [1]	1:01.51 [1]	0:46.43 [1]
	(7)	S J Thornley		0:46.44	1800-1600 (0:14.49)	(0:11.65)	(0:14.49)	(0:15.64)	(0:15.92)	(0:15.30)	(0:15.02)	(0:15.08)	(0:15.47)
2	3	Go Home Denise	2:30.61	0:29.55	51.7 (1980 - 1800)	2:30.61	2:18.45 [5]	2:02.97 [5]	1:46.83 [5]	1:31.67 [5]	1:16.73 [4]	1:01.74 [4]	0:46.81 [4]
	(3)	B N Orange	6.1L (+13)	0:46.80	800-600 (0:14.93)	(0:12.16)	(0:15.47)	(0:16.14)	(0:15.16)	(0:14.94)	(0:14.99)	(0:14.93)	(0:15.42)
3	4	Senior Constable Liz	2:31.11	0:28.93	52.5 (1980 - 1800)	2:31.11	2:19.14 [4]	2:03.78 [4]	1:47.63 [4]	1:32.90 [2]	1:17.93 [2]	1:02.81 [2]	0:47.68 [2]
	(4)	R D Holmes	9.0L (+10)	0:47.68	1400-1200 (0:14.73)	(0:11.97)	(0:15.35)	(0:16.16)	(0:14.73)	(0:14.97)	(0:15.12)	(0:15.13)	(0:15.60)
4	6	Mode	2:31.71	0:29.87	50.5 (1980 - 1800)	2:31.71	2:19.24 [6]	2:03.73 [6]	1:47.59 [6]	1:32.37 [6]	1:17.23 [6]	1:02.09 [5]	0:47.01 [5]
	(6)	W J House	12.4L (+14)	0:47.01	800-600 (0:15.08)	(0:12.47)	(0:15.51)	(0:16.14)	(0:15.22)	(0:15.14)	(0:15.14)	(0:15.08)	(0:15.38)
5	5	Diedre Franco	2:31.79	0:31.48	50.1 (1980 - 1800)	2:31.79	2:18.25 [10]	2:02.16 [10]	1:46.85 [9]	1:32.08 [7]	1:17.22 [7]	1:01.63 [7]	0:46.76 [7]
	(5)	G N Thornley	12.8L (+0)	0:46.76	1400-1200 (0:14.77)	(0:13.54)	(0:16.10)	(0:15.30)	(0:14.77)	(0:14.87)	(0:15.59)	(0:14.88)	(0:15.53)
6	8	Kowhai Sunburst	2:32.00	0:32.16	50.0 (1980 - 1800)	2:32.00	2:16.86 [11]	2:01.34 [11]	1:46.31 [11]	1:31.42 [11]	1:16.63 [10]	1:01.32 [9]	0:46.45 [10]
	(8)	S J Ottley	14.1L (+12)	0:46.45	1200-1000 (0:14.79)	(0:15.14)	(0:15.52)	(0:15.03)	(0:14.90)	(0:14.79)	(0:15.31)	(0:14.86)	(0:15.34)
7	1	Steelintheheel	2:32.48	0:28.59	53.3 (1980 - 1800)	2:32.48	2:20.58 [3]	2:05.79 [2]	1:49.59 [2]	1:34.24 [3]	1:18.97 [3]	1:03.86 [3]	0:48.76 [3]
	(1)	T M Williams	16.8L (+0)	0:48.76	1800-1600 (0:14.79)	(0:11.90)	(0:14.79)	(0:16.20)	(0:15.35)	(0:15.26)	(0:15.11)	(0:15.10)	(0:15.96)
8	11	Bonnie Bagrie	2:32.54	0:30.75	52.2 (1980 - 1800)	2:32.54	2:19.42 [9]	2:03.40 [9]	1:47.44 [10]	1:32.11 [10]	1:17.02 [11]	1:01.70 [10]	0:47.12 [9]
	(U2)	R D Close	17.2L (+19)	0:47.12	800-600 (0:14.58)	(0:13.12)	(0:16.03)	(0:15.96)	(0:15.33)	(0:15.08)	(0:15.33)	(0:14.58)	(0:15.59)
9	2	Baffled	2:33.33	0:28.61	53.1 (1980 - 1800)	2:33.33	2:21.50 [2]	2:06.33 [3]	1:50.12 [3]	1:34.56 [4]	1:19.37 [5]	1:02.24 [11]	0:46.64 [11]
	(2)	R E Cameron	21.7L (-1)	0:46.63	1800-1600 (0:15.17)	(0:11.83)	(0:15.17)	(0:16.21)	(0:15.56)	(0:15.19)	(0:17.13)	(0:15.60)	(0:15.37)
10	9	Aradne	2:33.41	0:30.71	51.0 (1980 - 1800)	2:33.41	2:20.62 [8]	2:04.61 [8]	1:48.60 [8]	1:33.34 [9]	1:18.20 [9]	1:03.05 [8]	0:48.34 [8]
	(9)	S J Tomlinson	22.1L (+21)	0:48.34	800-600 (0:14.71)	(0:12.79)	(0:16.00)	(0:16.01)	(0:15.26)	(0:15.14)	(0:15.16)	(0:14.71)	(0:15.59)

Report Created: Wed 15 April 2026

(Note: Races are conducted over an approximate distance as close as possible to the advertised distance, and recorded data may vary accordingly. Official times refer to race times only and do not include handicap times.)

[] Position in running at each section and finish TAB# Saddle cloth number

-:--:-- No data available at this section

NA No data available

DNT Did not track

BAR# Barrier/Gate Position

DNF Did not finish

DT-W Distance travelled compared to winner in metres

[] Fastest split

[] Fastest section



NZ Metropolitan Trotting Club Inc Harness

Race 4: SAVE THE DATE - PLUMBERS' NIGHT 26 JUNE MOBILE TROT - 1980m

15 April 2026 - 6:05PM

Weather: Fine



Field Times	2:29.54	2:17.89	2:03.39	1:47.75	1:31.83	1:16.53	1:01.51	0:46.43
(Race Tempo)	(0:11.65)	(0:14.49)	(0:15.64)	(0:15.92)	(0:15.30)	(0:15.02)	(0:15.08)	(0:15.47)

Rank	TAB#	Horse	Overall Time	First 400m	Top Speed km/h (Section)	L1980	L1800	L1600	L1400	L1200	L1000	L800	L600
	(BAR#)	Driver	Margin (DT-W)	Last 600m	Fastest Section (Time)	Start - 1800	1800 - 1600	1600 - 1400	1400 - 1200	1200 - 1000	1000 - 800	800 - 600	600 - 400
11	10	Noah Magnific	2:33.80	0:30.21	51.1 (1980 - 1800)	2:33.80	2:21.15 [7]	2:05.36 [7]	1:49.34 [7]	1:34.08 [8]	1:18.95 [8]	1:03.82 [6]	0:49.08 [6]
	(U1)	B T Hope	24.4L (+18)	0:49.08	800-600 (0:14.74)	(0:12.65)	(0:15.79)	(0:16.02)	(0:15.25)	(0:15.14)	(0:15.13)	(0:14.74)	(0:15.62)

Report Created: Wed 15 April 2026

(Note: Races are conducted over an approximate distance as close as possible to the advertised distance, and recorded data may vary accordingly. Official times refer to race times only and do not include handicap times.)

[] Position in running at each section and finish TAB# Saddle cloth number

-:--:-- No data available at this section

NA No data available

DNT Did not track

BAR# Barrier/Gate Position

DNF Did not finish

DT-W Distance travelled compared to winner in metres

Fastest split

Fastest section



NZ Metropolitan Trotting Club Inc Harness

Race 4: SAVE THE DATE - PLUMBERS' NIGHT 26 JUNE MOBILE TROT - 1980m

15 April 2026 - 6:05PM



Weather: Fine

Field Times 0:30.96 0:15.48
(Race Tempo) (0:15.49) (0:15.48)

Rank	TAB#	Horse	Overall Time	First 400m	Top Speed km/h (Section)	L400	L200							
	(BAR#)	Driver	Margin (DT-W)	Last 600m	Fastest Section (Time)	400 - 200	200 - Finish							
1	7	Silverlinings	2:29.54	0:27.69	54.4 (1980 - 1800)	0:30.96 [1]	0:15.48 [1]							
	(7)	S J Thornley		0:46.44	1800-1600 (0:14.49)	(0:15.49)	(0:15.48)							
2	3	Go Home Denise	2:30.61	0:29.55	51.7 (1980 - 1800)	0:31.38 [3]	0:15.87 [2]							
	(3)	B N Orange	6.1L (+13)	0:46.80	800-600 (0:14.93)	(0:15.51)	(0:15.87)							
3	4	Senior Constable Liz	2:31.11	0:28.93	52.5 (1980 - 1800)	0:32.08 [2]	0:16.19 [3]							
	(4)	R D Holmes	9.0L (+10)	0:47.68	1400-1200 (0:14.73)	(0:15.89)	(0:16.19)							
4	6	Mode	2:31.71	0:29.87	50.5 (1980 - 1800)	0:31.63 [5]	0:16.17 [4]							
	(6)	W J House	12.4L (+14)	0:47.01	800-600 (0:15.08)	(0:15.46)	(0:16.17)							
5	5	Diedre Franco	2:31.79	0:31.48	50.1 (1980 - 1800)	0:31.23 [7]	0:15.61 [6]							
	(5)	G N Thornley	12.8L (+0)	0:46.76	1400-1200 (0:14.77)	(0:15.62)	(0:15.61)							
6	8	Kowhai Sunburst	2:32.00	0:32.16	50.0 (1980 - 1800)	0:31.11 [9]	0:15.53 [9]							
	(8)	S J Ottley	14.1L (+12)	0:46.45	1200-1000 (0:14.79)	(0:15.58)	(0:15.53)							
7	1	Steelintheheel	2:32.48	0:28.59	53.3 (1980 - 1800)	0:32.80 [4]	0:16.65 [5]							
	(1)	T M Williams	16.8L (+0)	0:48.76	1800-1600 (0:14.79)	(0:16.15)	(0:16.65)							
8	11	Bonnie Bagrie	2:32.54	0:30.75	52.2 (1980 - 1800)	0:31.53 [10]	0:15.77 [10]							
	(U2)	R D Close	17.2L (+19)	0:47.12	800-600 (0:14.58)	(0:15.76)	(0:15.77)							
9	2	Baffled	2:33.33	0:28.61	53.1 (1980 - 1800)	0:31.26 [11]	0:15.76 [11]							
	(2)	R E Cameron	21.7L (-1)	0:46.63	1800-1600 (0:15.17)	(0:15.50)	(0:15.76)							
10	9	Aradne	2:33.41	0:30.71	51.0 (1980 - 1800)	0:32.75 [8]	0:17.04 [7]							
	(9)	S J Tomlinson	22.1L (+21)	0:48.34	800-600 (0:14.71)	(0:15.71)	(0:17.04)							

Report Created: Wed 15 April 2026

(Note: Races are conducted over an approximate distance as close as possible to the advertised distance, and recorded data may vary accordingly. Official times refer to race times only and do not include handicap times.)

[] Position in running at each section and finish TAB# Saddle cloth number

Fastest split

-:--:-- No data available at this section

BAR# Barrier/Gate Position

Fastest section

NA No data available

DNF Did not finish

DNT Did not track

DT-W Distance travelled compared to winner in metres



NZ Metropolitan Trotting Club Inc Harness

Race 4: SAVE THE DATE - PLUMBERS' NIGHT 26 JUNE MOBILE TROT - 1980m

15 April 2026 - 6:05PM

Weather: Fine



Field Times 0:30.96 0:15.48
(Race Tempo) (0:15.49) (0:15.48)

Rank	TAB#	Horse	Overall Time	First 400m	Top Speed km/h (Section)	L400	L200						
	(BAR#)	Driver	Margin (DT-W)	Last 600m	Fastest Section (Time)	400 - 200	200 - Finish						
11	10	Noah Magnific	2:33.80	0:30.21	51.1 (1980 - 1800)	0:33.47 [6]	0:17.40 [8]						
	(U1)	B T Hope	24.4L (+18)	0:49.08	800-600 (0:14.74)	(0:16.06)	(0:17.40)						

Report Created: Wed 15 April 2026

(Note: Races are conducted over an approximate distance as close as possible to the advertised distance, and recorded data may vary accordingly. Official times refer to race times only and do not include handicap times.)

[] Position in running at each section and finish TAB# Saddle cloth number

Fastest split

-:--:-- No data available at this section

BAR# Barrier/Gate Position

Fastest section

NA No data available

DNF Did not finish

DNT Did not track

DT-W Distance travelled compared to winner in metres

Horse/Jockey Name	Silverlinings/S J Thornley
Finish Rank	1
Fastest Section Time (Section)	0:14.49 (1800-1600)
Top Speed [km/h] (Section)	54.4 (1980 - 1800)
Race State	Finished



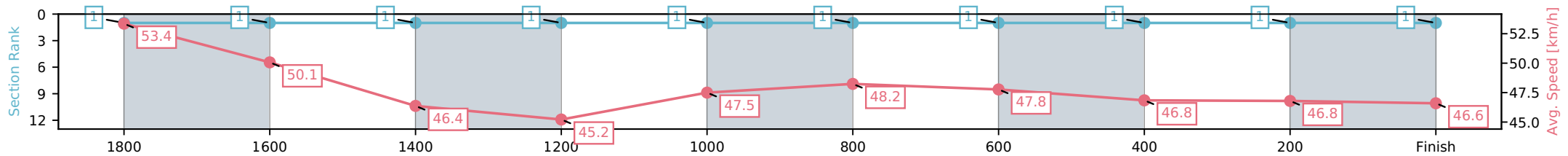
NZ Metropolitan Trotting Club Inc Harness
 Race 4: SAVE THE DATE - PLUMBERS' NIGHT 26 JUNE
 MOBILE TROT - 1980m



15 April 2026 - 6:05PM

Weather: Fine

Section	L1980	L1800	L1600	L1400	L1200	L1000	L800	L600	L400	L200
Section Times	2:29.54 (0:11.65)	2:17.89 [1] (0:14.49)	2:03.40 [1] (0:15.64)	1:47.75 [1] (0:15.92)	1:31.83 [1] (0:15.30)	1:16.53 [1] (0:15.02)	1:01.51 [1] (0:15.08)	0:46.43 [1] (0:15.47)	0:30.96 [1] (0:15.49)	0:15.48 [1] (0:15.48)
Average Speed [km/h]	53.4	50.1	46.4	45.2	47.5	48.2	47.8	46.8	46.8	46.6
Top Speed [km/h]	54.4	52.8	47.2	46.4	48.8	49.2	48.2	47.3	47.6	47.9
Avg. Dist. to Rail [m]	10.0	2.0	1.2	3.0	1.3	1.2	1.9	1.1	1.4	4.1



- [] Ranking at each section and finish
- :-:- No data available at this section
- NA No data available

Horse/Jockey Name	Go Home Denise/B N Orange
Finish Rank	2
Fastest Section Time (Section)	0:14.93 (800-600)
Top Speed [km/h] (Section)	51.7 (1980 - 1800)
Race State	Finished



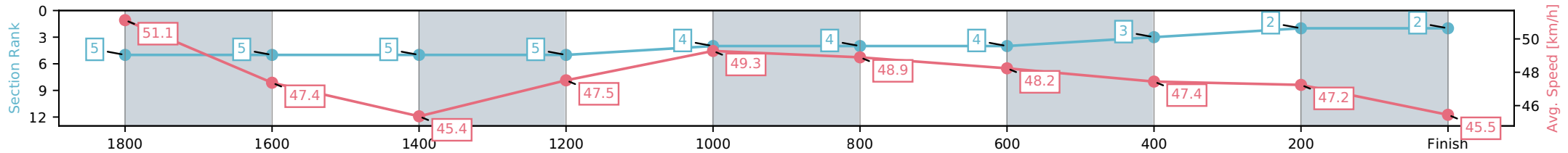
NZ Metropolitan Trotting Club Inc Harness
 Race 4: SAVE THE DATE - PLUMBERS' NIGHT 26 JUNE
 MOBILE TROT - 1980m



15 April 2026 - 6:05PM

Weather: Fine

Section	L1980	L1800	L1600	L1400	L1200	L1000	L800	L600	L400	L200
Section Times	2:30.61 (0:12.16)	2:18.45 [5] (0:15.47)	2:02.97 [5] (0:16.14)	1:46.83 [5] (0:15.16)	1:31.67 [4] (0:14.94)	1:16.73 [4] (0:14.99)	1:01.74 [4] (0:14.93)	0:46.81 [3] (0:15.42)	0:31.38 [2] (0:15.51)	0:15.87 [2] (0:15.87)
Average Speed [km/h]	51.1	47.4	45.4	47.5	49.3	48.9	48.2	47.4	47.2	45.5
Top Speed [km/h]	51.7	50.1	46.2	48.5	50.6	51.0	48.8	47.8	47.9	47.3
Avg. Dist. to Rail [m]	6.0	2.9	2.5	5.3	2.9	2.9	3.3	2.4	2.9	8.3



- [] Ranking at each section and finish
- :-:- No data available at this section
- NA No data available

Horse/Jockey Name	Senior Constable Liz/R D Holmes
Finish Rank	3
Fastest Section Time (Section)	0:14.73 (1400-1200)
Top Speed [km/h] (Section)	52.5 (1980 - 1800)
Race State	Finished



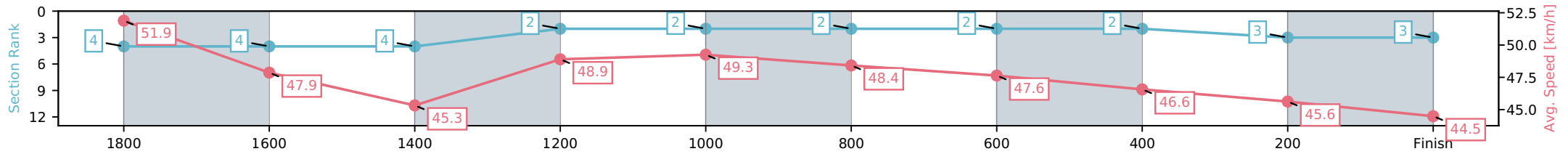
NZ Metropolitan Trotting Club Inc Harness
 Race 4: SAVE THE DATE - PLUMBERS' NIGHT 26 JUNE
 MOBILE TROT - 1980m



15 April 2026 - 6:05PM

Weather: Fine

Section	L1980	L1800	L1600	L1400	L1200	L1000	L800	L600	L400	L200
Section Times	2:31.11 (0:11.97)	2:19.14 [4] (0:15.35)	2:03.78 [4] (0:16.16)	1:47.63 [2] (0:14.73)	1:32.90 [2] (0:14.97)	1:17.93 [2] (0:15.12)	1:02.81 [2] (0:15.13)	0:47.68 [2] (0:15.60)	0:32.08 [3] (0:15.89)	0:16.19 [3] (0:16.19)
Average Speed [km/h]	51.9	47.9	45.3	48.9	49.3	48.4	47.6	46.6	45.6	44.5
Top Speed [km/h]	52.5	50.7	45.9	50.1	49.4	49.4	47.8	47.5	46.3	45.5
Avg. Dist. to Rail [m]	7.3	3.5	2.5	4.6	3.0	2.6	2.4	1.4	1.2	2.1



- [] Ranking at each section and finish
- :-:- No data available at this section
- NA No data available

Horse/Jockey Name	Mode/W J House
Finish Rank	4
Fastest Section Time (Section)	0:15.08 (800-600)
Top Speed [km/h] (Section)	50.5 (1980 - 1800)
Race State	Finished



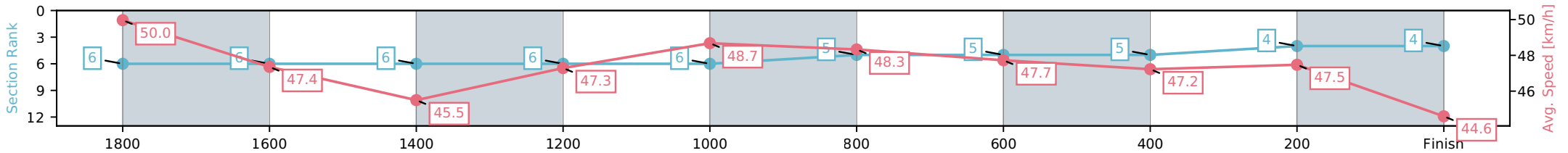
NZ Metropolitan Trotting Club Inc Harness
 Race 4: SAVE THE DATE - PLUMBERS' NIGHT 26 JUNE
 MOBILE TROT - 1980m



15 April 2026 - 6:05PM

Weather: Fine

Section	L1980	L1800	L1600	L1400	L1200	L1000	L800	L600	L400	L200
Section Times	2:31.71 (0:12.47)	2:19.24 [6] (0:15.51)	2:03.73 [6] (0:16.14)	1:47.59 [6] (0:15.22)	1:32.37 [6] (0:15.14)	1:17.23 [5] (0:15.14)	1:02.09 [5] (0:15.08)	0:47.01 [5] (0:15.38)	0:31.63 [4] (0:15.46)	0:16.17 [4] (0:16.17)
Average Speed [km/h]	50.0	47.4	45.5	47.3	48.7	48.3	47.7	47.2	47.5	44.6
Top Speed [km/h]	50.5	50.2	46.6	48.4	48.9	49.1	48.6	47.5	48.3	46.0
Avg. Dist. to Rail [m]	9.7	3.6	2.8	5.4	3.0	2.4	1.7	1.3	3.0	4.2



- [] Ranking at each section and finish
- :-:- No data available at this section
- NA No data available

Horse/Jockey Name	Diedre Franco/G N Thornley
Finish Rank	5
Fastest Section Time (Section)	0:14.77 (1400-1200)
Top Speed [km/h] (Section)	50.1 (1980 - 1800)
Race State	Finished



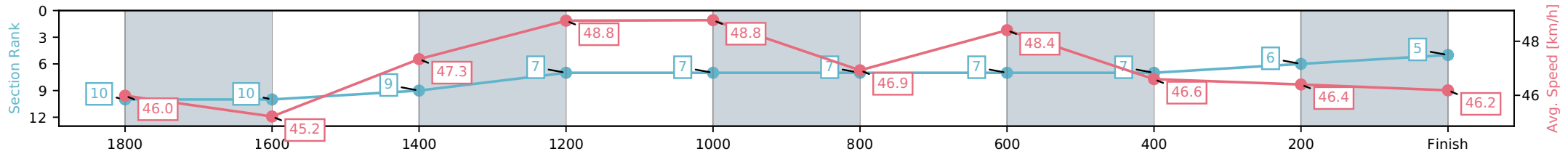
NZ Metropolitan Trotting Club Inc Harness
 Race 4: SAVE THE DATE - PLUMBERS' NIGHT 26 JUNE
 MOBILE TROT - 1980m



15 April 2026 - 6:05PM

Weather: Fine

Section	L1980	L1800	L1600	L1400	L1200	L1000	L800	L600	L400	L200
Section Times	2:31.79 (0:13.54)	2:18.25 [10] (0:16.10)	2:02.16 [9] (0:15.30)	1:46.85 [7] (0:14.77)	1:32.08 [7] (0:14.87)	1:17.22 [7] (0:15.59)	1:01.63 [7] (0:14.88)	0:46.76 [7] (0:15.53)	0:31.23 [6] (0:15.62)	0:15.61 [5] (0:15.61)
Average Speed [km/h]	46.0	45.2	47.3	48.8	48.8	46.9	48.4	46.6	46.4	46.2
Top Speed [km/h]	50.1	47.9	48.3	49.7	49.3	49.2	49.4	47.5	47.0	47.5
Avg. Dist. to Rail [m]	8.6	2.6	1.1	3.5	1.1	2.1	2.0	0.9	1.3	5.7



- [] Ranking at each section and finish
- :-:- No data available at this section
- NA No data available

Horse/Jockey Name	Kowhai Sunburst/S J Ottley
Finish Rank	6
Fastest Section Time (Section)	0:14.79 (1200-1000)
Top Speed [km/h] (Section)	50.0 (1980 - 1800)
Race State	Finished



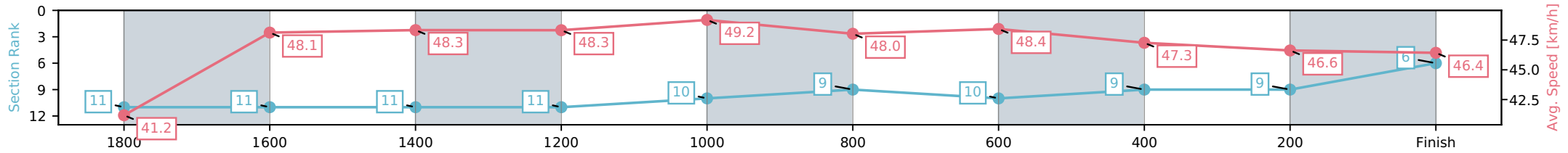
NZ Metropolitan Trotting Club Inc Harness
 Race 4: SAVE THE DATE - PLUMBERS' NIGHT 26 JUNE
 MOBILE TROT - 1980m



15 April 2026 - 6:05PM

Weather: Fine

Section	L1980	L1800	L1600	L1400	L1200	L1000	L800	L600	L400	L200
Section Times	2:32.00 (0:15.14)	2:16.86 [11] (0:15.52)	2:01.34 [11] (0:15.03)	1:46.31 [11] (0:14.90)	1:31.42 [10] (0:14.79)	1:16.63 [9] (0:15.31)	1:01.32 [10] (0:14.86)	0:46.45 [9] (0:15.34)	0:31.11 [9] (0:15.58)	0:15.53 [6] (0:15.53)
Average Speed [km/h]	41.2	48.1	48.3	48.3	49.2	48.0	48.4	47.3	46.6	46.4
Top Speed [km/h]	50.0	49.3	49.0	49.1	49.6	49.7	49.4	47.7	47.4	47.6
Avg. Dist. to Rail [m]	15.5	7.4	1.3	3.3	1.3	2.8	2.1	1.2	1.4	1.3



- [] Ranking at each section and finish
- :-:- No data available at this section
- NA No data available

Horse/Jockey Name	Steelintheheel/T M Williams
Finish Rank	7
Fastest Section Time (Section)	0:14.79 (1800-1600)
Top Speed [km/h] (Section)	53.3 (1980 - 1800)
Race State	Finished



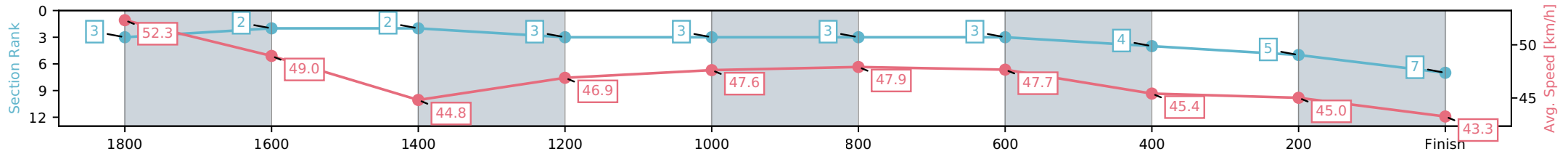
NZ Metropolitan Trotting Club Inc Harness
 Race 4: SAVE THE DATE - PLUMBERS' NIGHT 26 JUNE
 MOBILE TROT - 1980m



15 April 2026 - 6:05PM

Weather: Fine

Section	L1980	L1800	L1600	L1400	L1200	L1000	L800	L600	L400	L200
Section Times	2:32.48 (0:11.90)	2:20.58 [2] (0:14.79)	2:05.79 [2] (0:16.20)	1:49.59 [3] (0:15.35)	1:34.24 [3] (0:15.26)	1:18.97 [3] (0:15.11)	1:03.86 [3] (0:15.10)	0:48.76 [4] (0:15.96)	0:32.80 [5] (0:16.15)	0:16.65 [7] (0:16.65)
Average Speed [km/h]	52.3	49.0	44.8	46.9	47.6	47.9	47.7	45.4	45.0	43.3
Top Speed [km/h]	53.3	53.1	46.0	49.3	48.9	49.3	48.1	47.1	45.6	45.2
Avg. Dist. to Rail [m]	1.8	1.2	1.4	3.1	1.2	1.1	1.1	1.1	1.5	2.7



- [] Ranking at each section and finish
- :-:- No data available at this section
- NA No data available

Horse/Jockey Name	Bonnie Bagrie/R D Close
Finish Rank	8
Fastest Section Time (Section)	0:14.58 (800-600)
Top Speed [km/h] (Section)	52.2 (1980 - 1800)
Race State	Finished



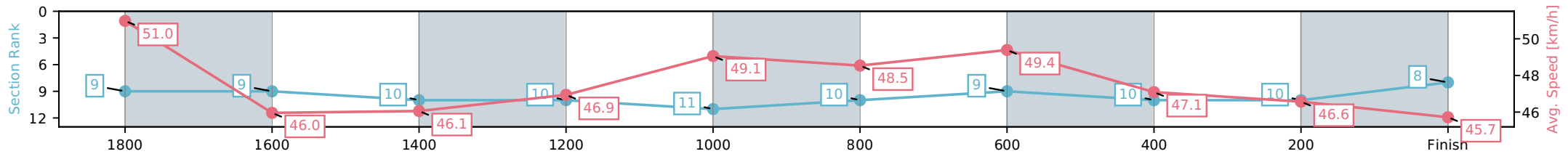
NZ Metropolitan Trotting Club Inc Harness
 Race 4: SAVE THE DATE - PLUMBERS' NIGHT 26 JUNE
 MOBILE TROT - 1980m



15 April 2026 - 6:05PM

Weather: Fine

Section	L1980	L1800	L1600	L1400	L1200	L1000	L800	L600	L400	L200
Section Times	2:32.54 (0:13.12)	2:19.42 [9] (0:16.03)	2:03.40 [10] (0:15.96)	1:47.44 [10] (0:15.33)	1:32.11 [11] (0:15.08)	1:17.02 [10] (0:15.33)	1:01.70 [9] (0:14.58)	0:47.12 [10] (0:15.59)	0:31.53 [10] (0:15.76)	0:15.77 [8] (0:15.77)
Average Speed [km/h]	51.0	46.0	46.1	46.9	49.1	48.5	49.4	47.1	46.6	45.7
Top Speed [km/h]	52.2	48.2	46.4	49.4	49.7	49.8	50.4	47.9	46.9	47.0
Avg. Dist. to Rail [m]	11.8	4.2	2.9	5.9	3.4	4.4	4.4	2.8	2.9	4.5



- [] Ranking at each section and finish
- :-:- No data available at this section
- NA No data available

Horse/Jockey Name	Baffled/R E Cameron
Finish Rank	9
Fastest Section Time (Section)	0:15.17 (1800-1600)
Top Speed [km/h] (Section)	53.1 (1980 - 1800)
Race State	Finished



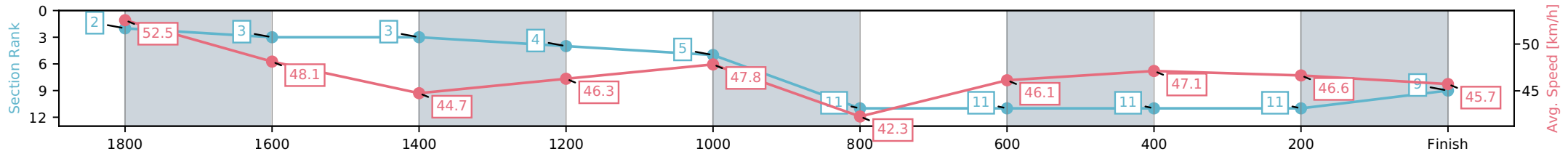
NZ Metropolitan Trotting Club Inc Harness
 Race 4: SAVE THE DATE - PLUMBERS' NIGHT 26 JUNE
 MOBILE TROT - 1980m



15 April 2026 - 6:05PM

Weather: Fine

Section	L1980	L1800	L1600	L1400	L1200	L1000	L800	L600	L400	L200
Section Times	2:33.33 (0:11.83)	2:21.50 [3] (0:15.17)	2:06.33 [3] (0:16.21)	1:50.12 [4] (0:15.56)	1:34.56 [5] (0:15.19)	1:19.37 [11] (0:17.13)	1:02.24 [11] (0:15.60)	0:46.64 [11] (0:15.37)	0:31.26 [11] (0:15.50)	0:15.76 [9] (0:15.76)
Average Speed [km/h]	52.5	48.1	44.7	46.3	47.8	42.3	46.1	47.1	46.6	45.7
Top Speed [km/h]	53.1	51.2	45.6	48.6	48.7	46.8	47.8	47.7	47.7	47.4
Avg. Dist. to Rail [m]	4.4	2.4	1.2	3.4	1.3	1.0	2.3	1.3	1.0	3.2



- [] Ranking at each section and finish
- :-:- No data available at this section
- NA No data available

Horse/Jockey Name	Aradne/S J Tomlinson
Finish Rank	10
Fastest Section Time (Section)	0:14.71 (800-600)
Top Speed [km/h] (Section)	51.0 (1980 - 1800)
Race State	Finished



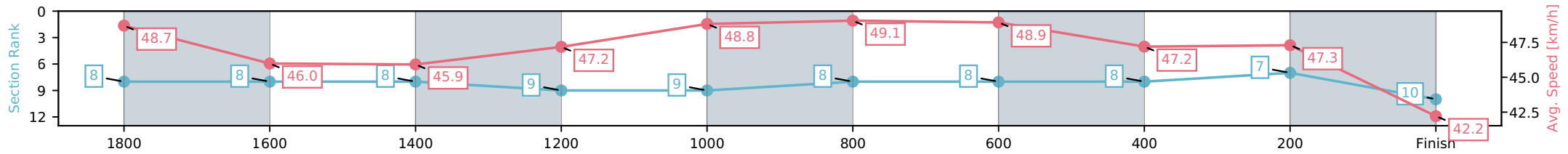
NZ Metropolitan Trotting Club Inc Harness
 Race 4: SAVE THE DATE - PLUMBERS' NIGHT 26 JUNE
 MOBILE TROT - 1980m



15 April 2026 - 6:05PM

Weather: Fine

Section	L1980	L1800	L1600	L1400	L1200	L1000	L800	L600	L400	L200
Section Times	2:33.41 (0:12.79)	2:20.62 [8] (0:16.00)	2:04.61 [8] (0:16.01)	1:48.60 [9] (0:15.26)	1:33.34 [9] (0:15.14)	1:18.20 [8] (0:15.16)	1:03.05 [8] (0:14.71)	0:48.34 [8] (0:15.59)	0:32.75 [7] (0:15.71)	0:17.04 [10] (0:17.04)
Average Speed [km/h]	48.7	46.0	45.9	47.2	48.8	49.1	48.9	47.2	47.3	42.2
Top Speed [km/h]	51.0	46.8	46.4	49.1	49.3	50.3	50.4	48.0	47.9	46.2
Avg. Dist. to Rail [m]	13.6	4.1	2.9	5.8	3.3	4.3	4.2	3.1	4.9	7.4



- [] Ranking at each section and finish
- :-:- No data available at this section
- NA No data available

Horse/Jockey Name	Noah Magnific/B T Hope
Finish Rank	11
Fastest Section Time (Section)	0:14.74 (800-600)
Top Speed [km/h] (Section)	51.1 (1980 - 1800)
Race State	Finished



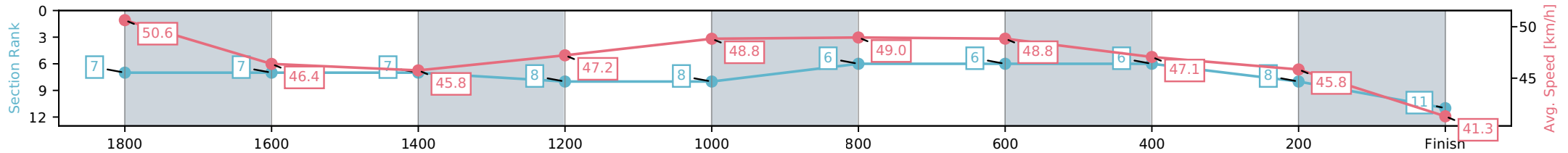
NZ Metropolitan Trotting Club Inc Harness
 Race 4: SAVE THE DATE - PLUMBERS' NIGHT 26 JUNE
 MOBILE TROT - 1980m



15 April 2026 - 6:05PM

Weather: Fine

Section	L1980	L1800	L1600	L1400	L1200	L1000	L800	L600	L400	L200
Section Times	2:33.80 (0:12.65)	2:21.15 [7] (0:15.79)	2:05.36 [7] (0:16.02)	1:49.34 [8] (0:15.25)	1:34.08 [8] (0:15.14)	1:18.95 [6] (0:15.13)	1:03.82 [6] (0:14.74)	0:49.08 [6] (0:15.62)	0:33.47 [8] (0:16.06)	0:17.40 [11] (0:17.40)
Average Speed [km/h]	50.6	46.4	45.8	47.2	48.8	49.0	48.8	47.1	45.8	41.3
Top Speed [km/h]	51.1	48.1	46.4	48.9	49.4	49.8	49.7	47.9	46.4	44.7
Avg. Dist. to Rail [m]	6.9	3.0	2.7	5.6	3.3	3.9	4.0	3.0	3.4	5.9



- [] Ranking at each section and finish
- :-:- No data available at this section
- NA No data available