



NZ Metropolitan Trotting Club Inc Harness
 Race 2: LISTEN LIVE ON SPORTNATION.NZ TROT - 2600m
 17 April 2026 - 5:39PM



Weather: Fine

Field Times (Race Tempo) 3:29.33 (0:18.18) 3:11.15 (0:16.59) 2:54.56 (0:16.59) 2:37.96 (0:16.39) 2:21.57 (0:16.81) 2:04.76 (0:16.66) 1:48.10 (0:16.11) 1:31.99 (0:16.36)

Rank	TAB#	Horse	Overall Time	First 400m	Top Speed km/h (Section)	L2600	L2400	L2200	L2000	L1800	L1600	L1400	L1200
	(BAR#)	Driver	Margin (DT-W)	Last 600m	Fastest Section (Time)	Start - 2400	2400 - 2200	2200 - 2000	2000 - 1800	1800 - 1600	1600 - 1400	1400 - 1200	1200 - 1000
1	5	Whatz The Luck	3:29.33	0:34.77	50.2 (200-0)	3:29.33	3:10.79 [2]	2:54.56 [1]	2:37.96 [1]	2:21.57 [1]	2:04.76 [1]	1:48.10 [1]	1:31.99 [1]
	(U1)	John R Dunn		0:44.13	200-0 (0:14.44)	(0:18.54)	(0:16.23)	(0:16.60)	(0:16.39)	(0:16.81)	(0:16.66)	(0:16.11)	(0:16.36)
2	8	New Mexico	3:29.40	0:36.55	51.9 (200-0)	3:29.40	3:09.70 [5]	2:52.86 [6]	2:36.06 [6]	2:19.83 [6]	2:03.08 [6]	1:46.78 [7]	1:31.06 [6]
	(U4)	M J Williamson	0.0L (+17)	0:43.58	200-0 (0:14.03)	(0:19.70)	(0:16.85)	(0:16.80)	(0:16.23)	(0:16.75)	(0:16.30)	(0:15.72)	(0:16.14)
3	6	Time For Victory	3:29.74	0:36.13	52.2 (200-0)	3:29.74	3:09.81 [6]	2:53.61 [5]	2:36.82 [5]	2:20.58 [5]	2:03.81 [5]	1:47.19 [6]	1:31.07 [7]
	(U2)	O G Thornley	2.3L (+11)	0:43.60	200-0 (0:14.07)	(0:19.93)	(0:16.20)	(0:16.79)	(0:16.24)	(0:16.77)	(0:16.62)	(0:16.12)	(0:16.14)
4	3	Razor Ray	3:29.86	0:35.43	51.3 (200-0)	3:29.86	3:11.12 [3]	2:54.43 [3]	2:37.67 [3]	2:21.42 [3]	2:04.59 [3]	1:47.95 [3]	1:31.85 [4]
	(3)	C B Ford	3.0L (+0)	0:43.98	200-0 (0:14.18)	(0:18.74)	(0:16.69)	(0:16.76)	(0:16.26)	(0:16.82)	(0:16.64)	(0:16.10)	(0:16.36)
5	7	Georgia Trouble	3:29.94	0:34.89	50.4 (200-0)	3:29.94	3:11.76 [1]	2:55.05 [2]	2:38.11 [2]	2:21.81 [2]	2:04.99 [2]	1:48.34 [2]	1:32.23 [2]
	(U3)	G D O'Reilly	3.5L (-3)	0:44.35	200-0 (0:14.59)	(0:18.18)	(0:16.71)	(0:16.93)	(0:16.30)	(0:16.82)	(0:16.65)	(0:16.11)	(0:16.37)
6	9	Bullet	3:29.98	0:39.32	49.8 (600-400)	3:29.98	3:06.83 [7]	2:50.67 [7]	2:34.67 [7]	2:19.40 [7]	2:03.48 [7]	1:47.70 [5]	1:31.97 [3]
	(U5)	J P Versteeg	3.7L (+12)	0:44.52	200-0 (0:14.60)	(0:23.15)	(0:16.17)	(0:15.99)	(0:15.27)	(0:15.92)	(0:15.77)	(0:15.73)	(0:16.16)
7	2	He Aint No Devil	3:31.41	0:35.80	51.6 (400-200)	3:31.41	3:11.84 [4]	2:55.62 [4]	2:38.81 [4]	2:22.58 [4]	2:05.80 [4]	1:49.17 [4]	1:33.08 [5]
	(2)	J W Cox	11.8L (-1)	0:45.18	400-200 (0:14.59)	(0:19.57)	(0:16.23)	(0:16.80)	(0:16.24)	(0:16.78)	(0:16.63)	(0:16.10)	(0:16.36)

Scratched: Carmen Lucia (#1), Lap It Up (#4)

Report Created: Fri 17 April 2026

(Note: Races are conducted over an approximate distance as close as possible to the advertised distance, and recorded data may vary accordingly. Official times refer to race times only and do not include handicap times.)

[] Position in running at each section and finish TAB# Saddle cloth number

-:-- No data available at this section

NA No data available

DNT Did not track

BAR# Barrier/Gate Position

DNF Did not finish

DT-W Distance travelled compared to winner in metres

□ Fastest split

■ Fastest section

Horse/Jockey Name	Whatz The Luck/John R Dunn
Finish Rank	1
Fastest Section Time (Section)	0:14.44 (200-0)
Top Speed [km/h] (Section)	50.2 (200-0)
Race State	Finished



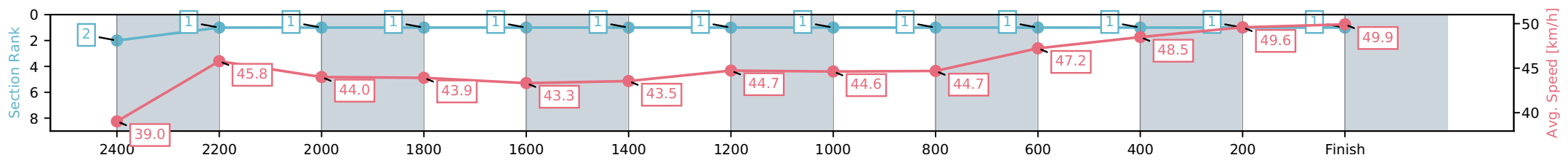
NZ Metropolitan Trotting Club Inc Harness
 Race 2: LISTEN LIVE ON SPORTNATION.NZ TROT - 2600m



17 April 2026 - 5:39PM

Weather: Fine

Section	L2600	L2400	L2200	L2000	L1800	L1600	L1400	L1200	L1000	L800	L600	L400	L200
Section Times	3:29.33 (0:18.54)	3:10.79 [1] (0:16.23)	2:54.56 [1] (0:16.60)	2:37.96 [1] (0:16.39)	2:21.57 [1] (0:16.81)	2:04.76 [1] (0:16.66)	1:48.10 [1] (0:16.11)	1:31.99 [1] (0:16.36)	1:15.64 [1] (0:16.28)	0:59.36 [1] (0:15.23)	0:44.13 [1] (0:15.07)	0:29.06 [1] (0:14.62)	0:14.44 [1] (0:14.44)
Average Speed [km/h]	39.0	45.8	44.0	43.9	43.3	43.5	44.7	44.6	44.7	47.2	48.5	49.6	49.9
Top Speed [km/h]	46.6	46.5	46.1	44.3	44.1	44.3	45.1	45.1	45.9	47.6	49.4	50.0	50.2
Avg. Dist. to Rail [m]	9.0	4.4	2.1	2.1	1.9	1.3	4.8	1.9	1.5	2.6	2.3	1.4	5.3



[] Ranking at each section and finish
 -:-:- No data available at this section
 NA No data available

Horse/Jockey Name	New Mexico/M J Williamson
Finish Rank	2
Fastest Section Time (Section)	0:14.03 (200-0)
Top Speed [km/h] (Section)	51.9 (200-0)
Race State	Finished



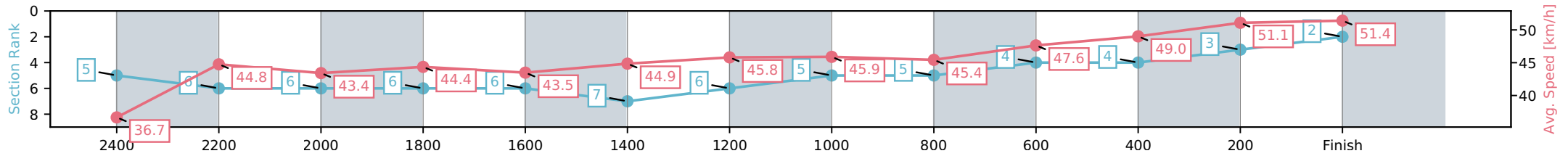
NZ Metropolitan Trotting Club Inc Harness
 Race 2: LISTEN LIVE ON SPORTNATION.NZ TROT - 2600m



17 April 2026 - 5:39PM

Weather: Fine

Section	L2600	L2400	L2200	L2000	L1800	L1600	L1400	L1200	L1000	L800	L600	L400	L200
Section Times	3:29.40 (0:19.70)	3:09.70 [6] (0:16.85)	2:52.86 [6] (0:16.80)	2:36.06 [6] (0:16.23)	2:19.83 [6] (0:16.75)	2:03.08 [7] (0:16.30)	1:46.78 [6] (0:15.72)	1:31.06 [5] (0:16.14)	1:14.92 [5] (0:16.21)	0:58.70 [4] (0:15.12)	0:43.58 [4] (0:15.07)	0:28.51 [3] (0:14.48)	0:14.03 [2] (0:14.03)
Average Speed [km/h]	36.7	44.8	43.4	44.4	43.5	44.9	45.8	45.9	45.4	47.6	49.0	51.1	51.4
Top Speed [km/h]	44.4	45.7	44.8	45.5	45.2	47.0	46.0	46.3	46.5	48.1	50.0	51.6	51.9
Avg. Dist. to Rail [m]	16.0	6.5	1.6	2.7	2.2	2.3	6.6	3.6	3.1	4.1	3.8	4.3	7.2



- [] Ranking at each section and finish
- :-:- No data available at this section
- NA No data available

Horse/Jockey Name	Time For Victory/O G Thornley
Finish Rank	3
Fastest Section Time (Section)	0:14.07 (200-0)
Top Speed [km/h] (Section)	52.2 (200-0)
Race State	Finished



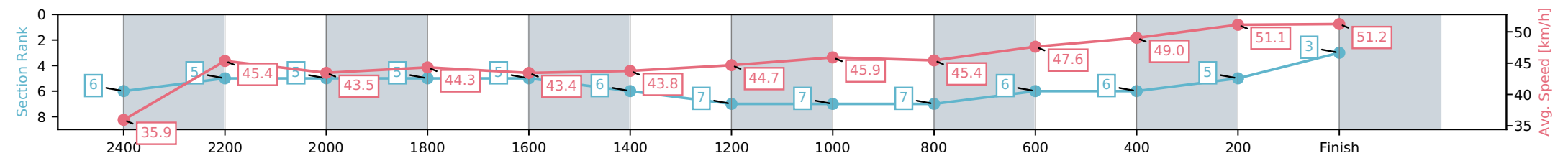
NZ Metropolitan Trotting Club Inc Harness
 Race 2: LISTEN LIVE ON SPORTNATION.NZ TROT - 2600m



17 April 2026 - 5:39PM

Weather: Fine

Section	L2600	L2400	L2200	L2000	L1800	L1600	L1400	L1200	L1000	L800	L600	L400	L200
Section Times	3:29.74 (0:19.93)	3:09.81 [5] (0:16.20)	2:53.61 [5] (0:16.79)	2:36.82 [5] (0:16.24)	2:20.58 [5] (0:16.77)	2:03.81 [6] (0:16.62)	1:47.19 [7] (0:16.12)	1:31.07 [7] (0:16.14)	1:14.93 [7] (0:16.21)	0:58.72 [6] (0:15.12)	0:43.60 [6] (0:15.05)	0:28.55 [5] (0:14.48)	0:14.07 [3] (0:14.07)
Average Speed [km/h]	35.9	45.4	43.5	44.3	43.4	43.8	44.7	45.9	45.4	47.6	49.0	51.1	51.2
Top Speed [km/h]	46.9	47.5	44.9	45.1	45.1	44.9	45.6	46.3	46.9	48.1	50.0	52.0	52.2
Avg. Dist. to Rail [m]	9.0	2.8	1.7	2.9	2.2	1.5	4.9	3.6	3.1	4.1	3.7	4.8	9.1



[] Ranking at each section and finish
 -:-:- No data available at this section
 NA No data available

Horse/Jockey Name	Razor Ray/C B Ford
Finish Rank	4
Fastest Section Time (Section)	0:14.18 (200-0)
Top Speed [km/h] (Section)	51.3 (200-0)
Race State	Finished



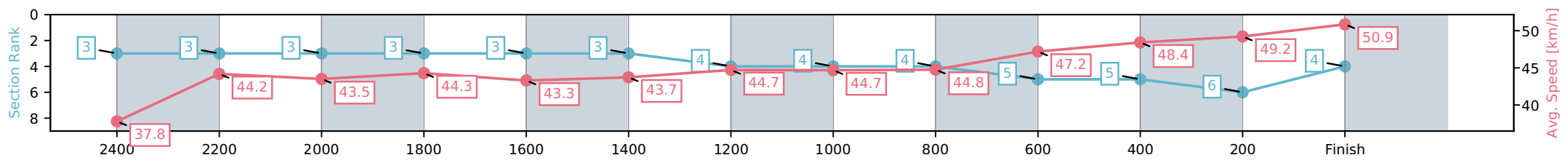
NZ Metropolitan Trotting Club Inc Harness
 Race 2: LISTEN LIVE ON SPORTNATION.NZ TROT - 2600m



17 April 2026 - 5:39PM

Weather: Fine

Section	L2600	L2400	L2200	L2000	L1800	L1600	L1400	L1200	L1000	L800	L600	L400	L200
Section Times	3:29.86 (0:18.74)	3:11.12 [3] (0:16.69)	2:54.43 [3] (0:16.76)	2:37.67 [3] (0:16.26)	2:21.42 [3] (0:16.82)	2:04.59 [3] (0:16.64)	1:47.95 [4] (0:16.10)	1:31.85 [4] (0:16.36)	1:15.49 [4] (0:16.25)	0:59.24 [5] (0:15.26)	0:43.97 [5] (0:15.05)	0:28.92 [6] (0:14.75)	0:14.18 [4] (0:14.18)
Average Speed [km/h]	37.8	44.2	43.5	44.3	43.3	43.7	44.7	44.7	44.8	47.2	48.4	49.2	50.9
Top Speed [km/h]	46.7	45.6	44.8	45.0	44.3	44.6	45.4	45.1	45.9	47.7	49.0	49.9	51.3
Avg. Dist. to Rail [m]	5.6	3.2	1.6	2.4	2.0	1.6	4.9	2.0	1.5	2.4	2.0	1.4	1.4



[] Ranking at each section and finish
 -:-:- No data available at this section
 NA No data available

Horse/Jockey Name	Georgia Trouble/G D O'Reilly
Finish Rank	5
Fastest Section Time (Section)	0:14.59 (200-0)
Top Speed [km/h] (Section)	50.4 (200-0)
Race State	Finished



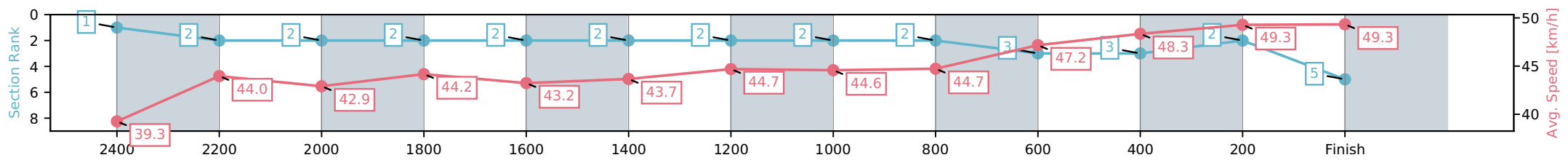
NZ Metropolitan Trotting Club Inc Harness
 Race 2: LISTEN LIVE ON SPORTNATION.NZ TROT - 2600m



17 April 2026 - 5:39PM

Weather: Fine

Section	L2600	L2400	L2200	L2000	L1800	L1600	L1400	L1200	L1000	L800	L600	L400	L200
Section Times	3:29.94 (0:18.18)	3:11.76 [2] (0:16.71)	2:55.05 [2] (0:16.93)	2:38.11 [2] (0:16.30)	2:21.81 [2] (0:16.82)	2:04.99 [2] (0:16.65)	1:48.34 [2] (0:16.11)	1:32.23 [2] (0:16.37)	1:15.86 [2] (0:16.24)	0:59.62 [3] (0:15.27)	0:44.35 [3] (0:15.05)	0:29.30 [2] (0:14.71)	0:14.59 [5] (0:14.59)
Average Speed [km/h]	39.3	44.0	42.9	44.2	43.2	43.7	44.7	44.6	44.7	47.2	48.3	49.3	49.3
Top Speed [km/h]	46.8	46.2	44.4	44.9	43.9	44.5	45.1	45.1	46.1	47.9	48.8	50.2	50.4
Avg. Dist. to Rail [m]	11.5	3.0	1.2	2.3	1.7	1.4	4.8	1.7	1.3	2.4	1.9	1.4	3.9



[] Ranking at each section and finish
 -:-:- No data available at this section
 NA No data available

Horse/Jockey Name	Bullet/J P Versteeg
Finish Rank	6
Fastest Section Time (Section)	0:14.60 (200-0)
Top Speed [km/h] (Section)	49.8 (600-400)
Race State	Finished



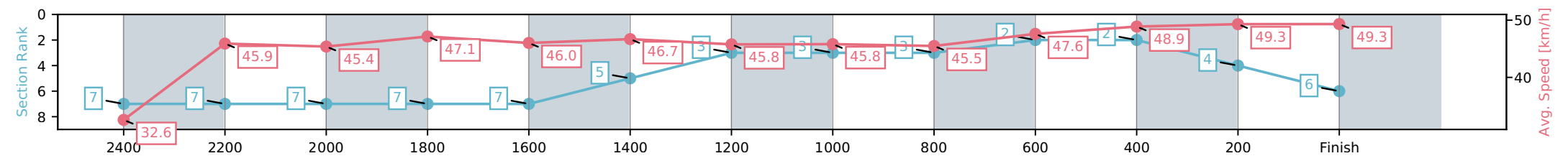
NZ Metropolitan Trotting Club Inc Harness
 Race 2: LISTEN LIVE ON SPORTNATION.NZ TROT - 2600m



17 April 2026 - 5:39PM

Weather: Fine

Section	L2600	L2400	L2200	L2000	L1800	L1600	L1400	L1200	L1000	L800	L600	L400	L200
Section Times	3:29.98 (0:23.15)	3:06.83 [7] (0:16.17)	2:50.67 [7] (0:15.99)	2:34.67 [7] (0:15.27)	2:19.40 [7] (0:15.92)	2:03.48 [5] (0:15.77)	1:47.70 [3] (0:15.73)	1:31.97 [3] (0:16.16)	1:15.81 [3] (0:16.17)	0:59.64 [2] (0:15.13)	0:44.52 [2] (0:15.07)	0:29.44 [4] (0:14.85)	0:14.60 [6] (0:14.60)
Average Speed [km/h]	32.6	45.9	45.4	47.1	46.0	46.7	45.8	45.8	45.5	47.6	48.9	49.3	49.3
Top Speed [km/h]	44.2	47.2	47.0	47.7	47.3	47.5	46.0	46.3	46.9	48.1	49.8	49.6	49.5
Avg. Dist. to Rail [m]	16.4	4.7	1.3	2.8	3.0	3.1	6.7	3.5	3.0	4.2	3.6	2.8	5.8



[] Ranking at each section and finish
 -:-:- No data available at this section
 NA No data available

Horse/Jockey Name	He Aint No Devil/J W Cox
Finish Rank	7
Fastest Section Time (Section)	0:14.59 (400-200)
Top Speed [km/h] (Section)	51.6 (400-200)
Race State	Finished



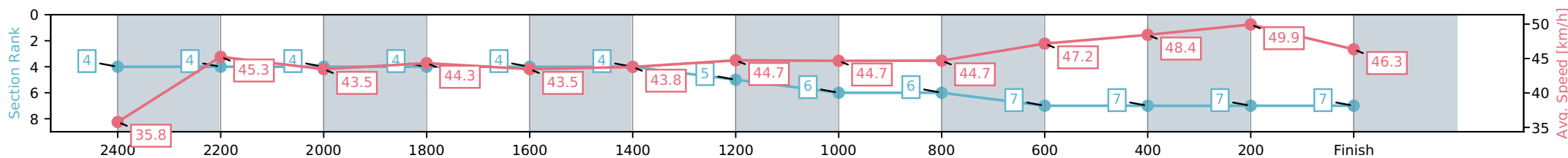
NZ Metropolitan Trotting Club Inc Harness
 Race 2: LISTEN LIVE ON SPORTNATION.NZ TROT - 2600m



17 April 2026 - 5:39PM

Weather: Fine

Section	L2600	L2400	L2200	L2000	L1800	L1600	L1400	L1200	L1000	L800	L600	L400	L200
Section Times	3:31.41 (0:19.57)	3:11.84 [4] (0:16.23)	2:55.62 [4] (0:16.80)	2:38.81 [4] (0:16.24)	2:22.58 [4] (0:16.78)	2:05.80 [4] (0:16.63)	1:49.17 [5] (0:16.10)	1:33.08 [6] (0:16.36)	1:16.71 [6] (0:16.28)	1:00.44 [7] (0:15.26)	0:45.17 [7] (0:15.06)	0:30.12 [7] (0:14.59)	0:15.53 [7] (0:15.53)
Average Speed [km/h]	35.8	45.3	43.5	44.3	43.5	43.8	44.7	44.7	44.7	47.2	48.4	49.9	46.3
Top Speed [km/h]	47.2	47.4	44.7	45.0	44.9	44.8	45.5	45.2	46.2	47.7	49.2	51.6	51.1
Avg. Dist. to Rail [m]	4.9	2.8	1.8	2.9	2.2	1.6	4.9	2.0	1.4	2.5	2.1	2.3	7.4



- [] Ranking at each section and finish
- :-:- No data available at this section
- NA No data available