



NZ Metropolitan Trotting Club Inc Harness

Race 3: TOUCHDOWN RENTALS 'YOUR LOCAL KIWI CAR RENTAL' MOBILE PACE - 1980m

17 April 2026 - 6:07PM



Weather: Fine

Field Times (Race Tempo)	2:25.27 (0:11.37)	2:13.90 (0:14.41)	1:59.49 (0:15.85)	1:43.64 (0:15.76)	1:27.88 (0:15.36)	1:12.52 (0:16.26)	0:56.26 (0:14.63)	0:41.63 (0:14.12)
-----------------------------	----------------------	----------------------	----------------------	----------------------	----------------------	----------------------	----------------------	----------------------

Rank	TAB#	Horse	Overall Time	First 400m	Top Speed km/h (Section)	L1980	L1800	L1600	L1400	L1200	L1000	L800	L600
	(BAR#)	Driver	Margin (DT-W)	Last 600m	Fastest Section (Time)	Start - 1800	1800 - 1600	1600 - 1400	1400 - 1200	1200 - 1000	1000 - 800	800 - 600	600 - 400
1	9	Stumblin In	2:25.27	0:28.88	53.7 (1400-1200)	2:25.27	2:13.05 [7]	1:57.97 [8]	1:41.78 [8]	1:27.88 [1]	1:12.52 [1]	0:56.26 [1]	0:41.63 [1]
	(9)	B N Orange		0:41.63	400-200 (0:13.67)	(0:12.22)	(0:15.07)	(0:16.19)	(0:13.90)	(0:15.36)	(0:16.26)	(0:14.63)	(0:14.12)
2	3	Mostert	2:25.29	0:28.26	54.4 (1980 - 1800)	2:25.29	2:13.72 [4]	1:58.66 [5]	1:42.41 [5]	1:26.83 [6]	1:11.50 [6]	0:55.88 [3]	0:41.59 [2]
	(3)	C J Dalgety	0.0L (+12)	0:41.59	400-200 (0:13.73)	(0:11.58)	(0:15.05)	(0:16.25)	(0:15.58)	(0:15.33)	(0:15.62)	(0:14.29)	(0:14.09)
3	2	Heaven	2:25.62	0:27.67	55.0 (1980 - 1800)	2:25.62	2:14.09 [3]	1:59.50 [2]	1:43.60 [2]	1:27.77 [3]	1:12.18 [3]	0:55.92 [5]	0:41.33 [6]
	(2)	R D Close	2.0L (-11)	0:41.33	200-0 (0:13.49)	(0:11.53)	(0:14.59)	(0:15.90)	(0:15.84)	(0:15.59)	(0:16.26)	(0:14.59)	(0:14.23)
3	11	Route Sixty Six	2:25.62	0:28.15	55.5 (200-0)	2:25.62	2:13.81 [5]	1:59.19 [4]	1:43.27 [3]	1:27.45 [5]	1:11.84 [5]	0:55.60 [7]	0:41.01 [7]
	(11)	W J House	2.0L (-8)	0:41.02	200-0 (0:13.25)	(0:11.81)	(0:14.61)	(0:15.92)	(0:15.82)	(0:15.62)	(0:16.24)	(0:14.59)	(0:14.19)
5	5	Picasso	2:25.97	0:27.35	55.9 (1980 - 1800)	2:25.97	2:14.60 [1]	2:00.19 [1]	1:44.34 [1]	1:28.47 [2]	1:12.85 [2]	0:56.60 [2]	0:42.00 [3]
	(5)	C R Ferguson	4.0L (-6)	0:42.00	400-200 (0:13.77)	(0:11.37)	(0:14.41)	(0:15.85)	(0:15.87)	(0:15.62)	(0:16.25)	(0:14.59)	(0:14.18)
6	6	Mouton Cadet	2:26.65	0:27.89	55.8 (1980 - 1800)	2:26.65	2:15.26 [2]	2:00.35 [3]	1:44.19 [4]	1:28.52 [4]	1:13.19 [4]	0:57.03 [4]	0:42.65 [4]
	(6)	S J Tomlinson	7.9L (+4)	0:42.65	400-200 (0:14.00)	(0:11.39)	(0:14.91)	(0:16.16)	(0:15.66)	(0:15.34)	(0:16.15)	(0:14.38)	(0:14.43)
7	7	Lorton Vale	2:27.42	0:28.56	53.1 (1980 - 1800)	2:27.42	2:15.45 [6]	2:00.48 [6]	1:44.23 [6]	1:28.66 [8]	1:13.31 [8]	0:57.50 [6]	0:43.14 [5]
	(7)	S J Thornley	12.3L (+7)	0:43.14	400-200 (0:14.15)	(0:11.97)	(0:14.97)	(0:16.25)	(0:15.57)	(0:15.35)	(0:15.80)	(0:14.37)	(0:14.31)
8	8	Whyamihere	2:27.47	0:29.51	52.5 (400-200)	2:27.47	2:14.94 [9]	1:59.88 [9]	1:43.65 [9]	1:28.38 [9]	1:13.07 [9]	0:57.23 [8]	0:42.86 [8]
	(8)	C J DeFilippi	12.5L (+12)	0:42.85	400-200 (0:14.07)	(0:12.53)	(0:15.05)	(0:16.24)	(0:15.27)	(0:15.31)	(0:15.84)	(0:14.38)	(0:14.53)
9	4	Sans Repos	2:27.59	0:29.05	53.0 (200-0)	2:27.59	2:15.22 [8]	2:00.30 [7]	1:44.34 [7]	1:29.01 [7]	1:13.49 [7]	0:57.22 [9]	0:42.67 [9]
	(4)	R J Alfeld	13.2L (-11)	0:42.68	400-200 (0:14.01)	(0:12.37)	(0:14.92)	(0:15.96)	(0:15.33)	(0:15.52)	(0:16.27)	(0:14.55)	(0:14.57)

Scratched: Fusion Reactor (#1), Flying Ace (#10)

Report Created: Fri 17 April 2026

(Note: Races are conducted over an approximate distance as close as possible to the advertised distance, and recorded data may vary accordingly. Official times refer to race times only and do not include handicap times.)

[] Position in running at each section and finish TAB# Saddle cloth number

-:--:-- No data available at this section

NA No data available

DNT Did not track

BAR# Barrier/Gate Position

DNF Did not finish

DT-W Distance travelled compared to winner in metres

Fastest split

Fastest section



NZ Metropolitan Trotting Club Inc Harness

Race 3: TOUCHDOWN RENTALS 'YOUR LOCAL KIWI CAR RENTAL' MOBILE PACE - 1980m

17 April 2026 - 6:07PM



Weather: Fine

Field Times 0:27.51 0:13.84
(Race Tempo) (0:13.67) (0:13.84)

Rank	TAB#	Horse	Overall Time	First 400m	Top Speed km/h (Section)	L400	L200						
	(BAR#)	Driver	Margin (DT-W)	Last 600m	Fastest Section (Time)	400 - 200	200 - Finish						
1	9	Stumblin In	2:25.27	0:28.88	53.7 (1400-1200)	0:27.51 [1]	0:13.84 [1]						
	(9)	B N Orange		0:41.63	400-200 (0:13.67)	(0:13.67)	(0:13.84)						
2	3	Mostert	2:25.29	0:28.26	54.4 (1980 - 1800)	0:27.50 [2]	0:13.77 [2]						
	(3)	C J Dalgety	0.0L (+12)	0:41.59	400-200 (0:13.73)	(0:13.73)	(0:13.77)						
3	2	Heaven	2:25.62	0:27.67	55.0 (1980 - 1800)	0:27.10 [5]	0:13.49 [4]						
	(2)	R D Close	2.0L (-11)	0:41.33	200-0 (0:13.49)	(0:13.61)	(0:13.49)						
3	11	Route Sixty Six	2:25.62	0:28.15	55.5 (200-0)	0:26.82 [7]	0:13.25 [5]						
	(11)	W J House	2.0L (-8)	0:41.02	200-0 (0:13.25)	(0:13.58)	(0:13.25)						
5	5	Picasso	2:25.97	0:27.35	55.9 (1980 - 1800)	0:27.82 [3]	0:14.05 [3]						
	(5)	C R Ferguson	4.0L (-6)	0:42.00	400-200 (0:13.77)	(0:13.77)	(0:14.05)						
6	6	Mouton Cadet	2:26.65	0:27.89	55.8 (1980 - 1800)	0:28.22 [4]	0:14.22 [6]						
	(6)	S J Tomlinson	7.9L (+4)	0:42.65	400-200 (0:14.00)	(0:14.00)	(0:14.22)						
7	7	Lorton Vale	2:27.42	0:28.56	53.1 (1980 - 1800)	0:28.82 [6]	0:14.68 [7]						
	(7)	S J Thornley	12.3L (+7)	0:43.14	400-200 (0:14.15)	(0:14.15)	(0:14.68)						
8	8	Whyamihere	2:27.47	0:29.51	52.5 (400-200)	0:28.32 [8]	0:14.25 [8]						
	(8)	C J DeFilippi	12.5L (+12)	0:42.85	400-200 (0:14.07)	(0:14.07)	(0:14.25)						
9	4	Sans Repos	2:27.59	0:29.05	53.0 (200-0)	0:28.11 [9]	0:14.10 [9]						
	(4)	R J Alfeld	13.2L (-11)	0:42.68	400-200 (0:14.01)	(0:14.01)	(0:14.10)						

Scratched: Fusion Reactor (#1), Flying Ace (#10)

Report Created: Fri 17 April 2026

(Note: Races are conducted over an approximate distance as close as possible to the advertised distance, and recorded data may vary accordingly. Official times refer to race times only and do not include handicap times.)

[] Position in running at each section and finish TAB# Saddle cloth number

-:--:-- No data available at this section

NA No data available

DNT Did not track

BAR# Barrier/Gate Position

DNF Did not finish

DT-W Distance travelled compared to winner in metres

Fastest split

Fastest section

Horse/Jockey Name	Stumblin In/B N Orange
Finish Rank	1
Fastest Section Time (Section)	0:13.67 (400-200)
Top Speed [km/h] (Section)	53.7 (1400-1200)
Race State	Finished



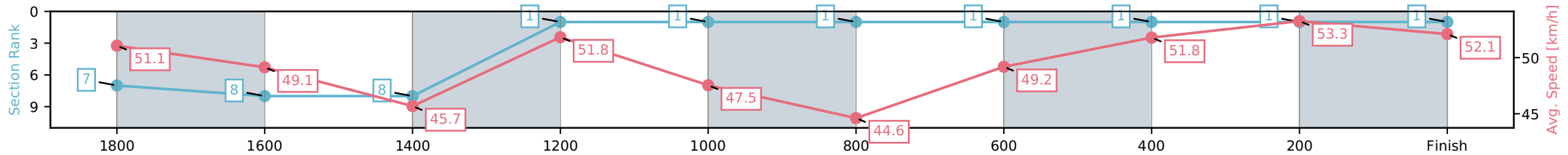
NZ Metropolitan Trotting Club Inc Harness
 Race 3: TOUCHDOWN RENTALS 'YOUR LOCAL KIWI CAR RENTAL' MOBILE PACE - 1980m



17 April 2026 - 6:07PM

Weather: Fine

Section	L1980	L1800	L1600	L1400	L1200	L1000	L800	L600	L400	L200
Section Times	2:25.27 (0:12.22)	2:13.05 [8] (0:15.07)	1:57.97 [8] (0:16.19)	1:41.78 [1] (0:13.90)	1:27.88 [1] (0:15.36)	1:12.52 [1] (0:16.26)	0:56.26 [1] (0:14.63)	0:41.63 [1] (0:14.12)	0:27.51 [1] (0:13.67)	0:13.84 [1] (0:13.84)
Average Speed [km/h]	51.1	49.1	45.7	51.8	47.5	44.6	49.2	51.8	53.3	52.1
Top Speed [km/h]	52.4	52.4	47.4	53.7	53.0	46.4	50.3	53.3	53.6	53.7
Avg. Dist. to Rail [m]	11.4	4.5	3.7	6.5	1.8	1.1	1.8	2.3	2.0	4.5



- [] Ranking at each section and finish
- :-:- No data available at this section
- NA No data available

Horse/Jockey Name	Mostert/C J Dalgety
Finish Rank	2
Fastest Section Time (Section)	0:13.73 (400-200)
Top Speed [km/h] (Section)	54.4 (1980 - 1800)
Race State	Finished



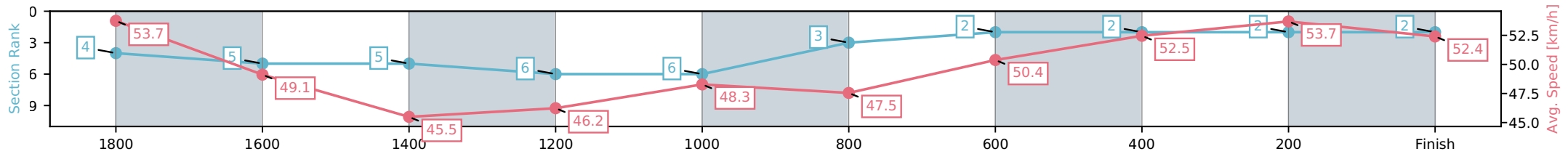
NZ Metropolitan Trotting Club Inc Harness
 Race 3: TOUCHDOWN RENTALS 'YOUR LOCAL KIWI CAR
 RENTAL' MOBILE PACE - 1980m



17 April 2026 - 6:07PM

Weather: Fine

Section	L1980	L1800	L1600	L1400	L1200	L1000	L800	L600	L400	L200
Section Times	2:25.29 (0:11.58)	2:13.72 [5] (0:15.05)	1:58.66 [5] (0:16.25)	1:42.41 [6] (0:15.58)	1:26.83 [6] (0:15.33)	1:11.50 [3] (0:15.62)	0:55.88 [2] (0:14.29)	0:41.59 [2] (0:14.09)	0:27.50 [2] (0:13.73)	0:13.77 [2] (0:13.77)
Average Speed [km/h]	53.7	49.1	45.5	46.2	48.3	47.5	50.4	52.5	53.7	52.4
Top Speed [km/h]	54.4	52.7	46.8	47.4	50.4	51.4	51.4	53.5	54.0	53.4
Avg. Dist. to Rail [m]	4.3	4.0	3.5	4.9	3.5	4.0	3.8	3.8	3.7	6.4



- [] Ranking at each section and finish
- :-:- No data available at this section
- NA No data available

Horse/Jockey Name	Heaven/R D Close
Finish Rank	3
Fastest Section Time (Section)	0:13.49 (200-0)
Top Speed [km/h] (Section)	55.0 (1980 - 1800)
Race State	Finished



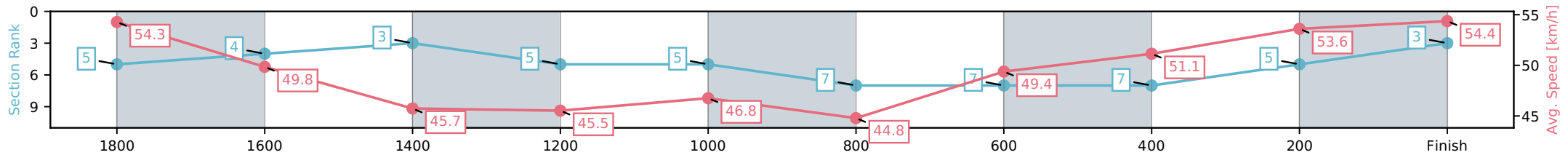
NZ Metropolitan Trotting Club Inc Harness
 Race 3: TOUCHDOWN RENTALS 'YOUR LOCAL KIWI CAR RENTAL' MOBILE PACE - 1980m



17 April 2026 - 6:07PM

Weather: Fine

Section	L1980	L1800	L1600	L1400	L1200	L1000	L800	L600	L400	L200
Section Times	2:25.62 (0:11.53)	2:14.09 [2] (0:14.59)	1:59.50 [2] (0:15.90)	1:43.60 [3] (0:15.84)	1:27.77 [3] (0:15.59)	1:12.18 [5] (0:16.26)	0:55.92 [6] (0:14.59)	0:41.33 [5] (0:14.23)	0:27.10 [4] (0:13.61)	0:13.49 [3] (0:13.49)
Average Speed [km/h]	53.9	49.6	45.5	45.5	46.7	44.7	49.3	51.2	53.4	53.5
Top Speed [km/h]	55.0	54.0	46.9	46.4	48.4	47.2	50.3	52.5	54.8	54.9
Avg. Dist. to Rail [m]	2.0	1.2	1.0	3.0	1.5	1.4	2.0	1.9	1.9	6.0



- [] Ranking at each section and finish
- :-:- No data available at this section
- NA No data available

Horse/Jockey Name	Route Sixty Six/W J House
Finish Rank	3
Fastest Section Time (Section)	0:13.25 (200-0)
Top Speed [km/h] (Section)	55.5 (200-0)
Race State	Finished



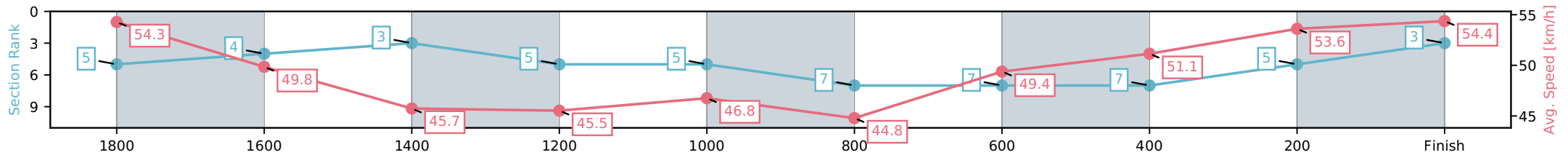
NZ Metropolitan Trotting Club Inc Harness
 Race 3: TOUCHDOWN RENTALS 'YOUR LOCAL KIWI CAR RENTAL' MOBILE PACE - 1980m



17 April 2026 - 6:07PM

Weather: Fine

Section	L1980	L1800	L1600	L1400	L1200	L1000	L800	L600	L400	L200
Section Times	2:25.62 (0:11.81)	2:13.81 [4] (0:14.61)	1:59.19 [3] (0:15.92)	1:43.27 [5] (0:15.82)	1:27.45 [5] (0:15.62)	1:11.84 [7] (0:16.24)	0:55.60 [7] (0:14.59)	0:41.01 [7] (0:14.19)	0:26.82 [5] (0:13.58)	0:13.25 [3] (0:13.25)
Average Speed [km/h]	54.3	49.8	45.7	45.5	46.8	44.8	49.4	51.1	53.6	54.4
Top Speed [km/h]	55.0	53.8	46.8	46.7	48.7	47.1	50.5	52.9	55.5	55.5
Avg. Dist. to Rail [m]	2.2	1.9	1.7	3.2	1.7	1.6	1.7	1.3	1.7	3.7



- [] Ranking at each section and finish
- :-:- No data available at this section
- NA No data available

Horse/Jockey Name	Picasso/C R Ferguson
Finish Rank	5
Fastest Section Time (Section)	0:13.77 (400-200)
Top Speed [km/h] (Section)	55.9 (1980 - 1800)
Race State	Finished



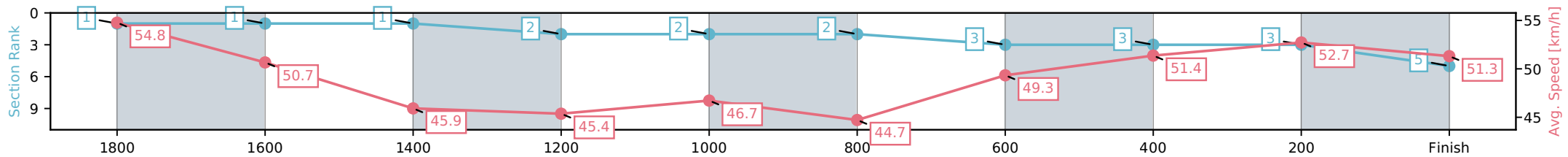
NZ Metropolitan Trotting Club Inc Harness
 Race 3: TOUCHDOWN RENTALS 'YOUR LOCAL KIWI CAR RENTAL' MOBILE PACE - 1980m



17 April 2026 - 6:07PM

Weather: Fine

Section	L1980	L1800	L1600	L1400	L1200	L1000	L800	L600	L400	L200
Section Times	2:25.97 (0:11.37)	2:14.60 [1] (0:14.41)	2:00.19 [1] (0:15.85)	1:44.34 [2] (0:15.87)	1:28.47 [2] (0:15.62)	1:12.85 [2] (0:16.25)	0:56.60 [3] (0:14.59)	0:42.00 [3] (0:14.18)	0:27.82 [3] (0:13.77)	0:14.05 [5] (0:14.05)
Average Speed [km/h]	54.8	50.7	45.9	45.4	46.7	44.7	49.3	51.4	52.7	51.3
Top Speed [km/h]	55.9	55.2	47.0	47.1	48.8	47.1	50.3	52.5	53.0	52.8
Avg. Dist. to Rail [m]	6.6	2.8	1.6	2.8	1.7	1.5	1.7	1.8	1.4	2.4



- [] Ranking at each section and finish
- :-:- No data available at this section
- NA No data available

Horse/Jockey Name	Mouton Cadet/S J Tomlinson
Finish Rank	6
Fastest Section Time (Section)	0:14.00 (400-200)
Top Speed [km/h] (Section)	55.8 (1980 - 1800)
Race State	Finished



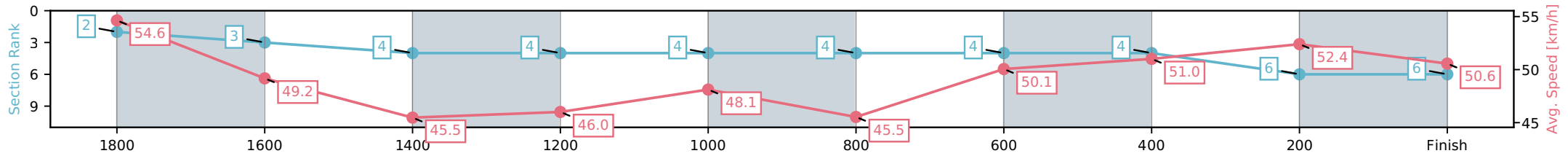
NZ Metropolitan Trotting Club Inc Harness
 Race 3: TOUCHDOWN RENTALS 'YOUR LOCAL KIWI CAR RENTAL' MOBILE PACE - 1980m



17 April 2026 - 6:07PM

Weather: Fine

Section	L1980	L1800	L1600	L1400	L1200	L1000	L800	L600	L400	L200
Section Times	2:26.65 (0:11.39)	2:15.26 [3] (0:14.91)	2:00.35 [4] (0:16.16)	1:44.19 [4] (0:15.66)	1:28.52 [4] (0:15.34)	1:13.19 [4] (0:16.15)	0:57.03 [4] (0:14.38)	0:42.65 [4] (0:14.43)	0:28.22 [6] (0:14.00)	0:14.22 [6] (0:14.22)
Average Speed [km/h]	54.6	49.2	45.5	46.0	48.1	45.5	50.1	51.0	52.4	50.6
Top Speed [km/h]	55.8	52.4	46.6	47.2	50.1	47.4	50.5	51.9	52.9	53.0
Avg. Dist. to Rail [m]	7.2	3.4	3.1	4.9	3.1	2.9	3.7	3.2	3.1	6.4



- [] Ranking at each section and finish
- :-:- No data available at this section
- NA No data available

Horse/Jockey Name	Lorton Vale/S J Thornley
Finish Rank	7
Fastest Section Time (Section)	0:14.15 (400-200)
Top Speed [km/h] (Section)	53.1 (1980 - 1800)
Race State	Finished



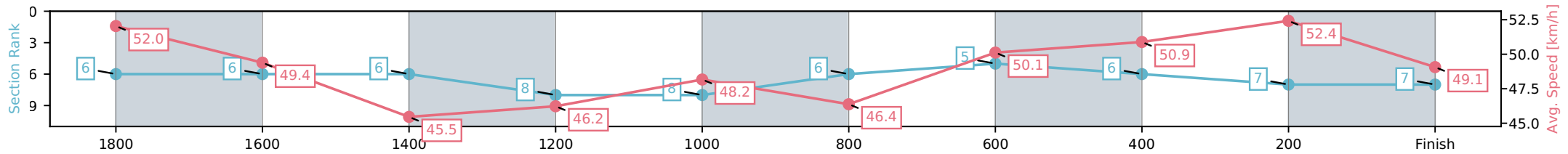
NZ Metropolitan Trotting Club Inc Harness
 Race 3: TOUCHDOWN RENTALS 'YOUR LOCAL KIWI CAR RENTAL' MOBILE PACE - 1980m



17 April 2026 - 6:07PM

Weather: Fine

Section	L1980	L1800	L1600	L1400	L1200	L1000	L800	L600	L400	L200
Section Times	2:27.42 (0:11.97)	2:15.45 [6] (0:14.97)	2:00.48 [6] (0:16.25)	1:44.23 [8] (0:15.57)	1:28.66 [8] (0:15.35)	1:13.31 [6] (0:15.80)	0:57.50 [5] (0:14.37)	0:43.14 [6] (0:14.31)	0:28.82 [7] (0:14.15)	0:14.68 [7] (0:14.68)
Average Speed [km/h]	52.0	49.4	45.5	46.2	48.2	46.4	50.1	50.9	52.4	49.1
Top Speed [km/h]	53.1	53.1	47.1	47.3	50.8	47.8	50.7	51.9	52.8	52.2
Avg. Dist. to Rail [m]	7.7	3.9	3.5	4.7	3.3	2.5	2.2	1.7	4.5	5.0



- [] Ranking at each section and finish
- :-:- No data available at this section
- NA No data available

Horse/Jockey Name	Whyamihere/C J DeFilippi
Finish Rank	8
Fastest Section Time (Section)	0:14.07 (400-200)
Top Speed [km/h] (Section)	52.5 (400-200)
Race State	Finished



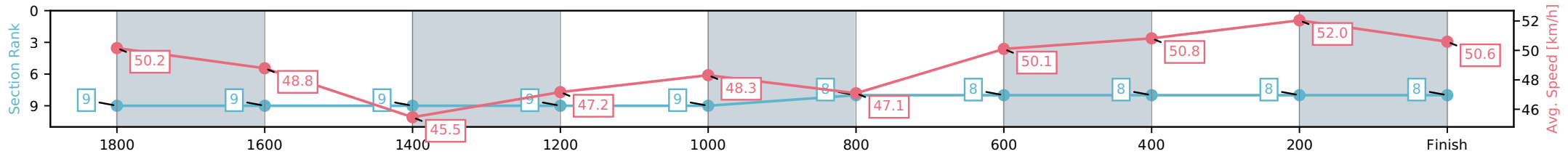
NZ Metropolitan Trotting Club Inc Harness
 Race 3: TOUCHDOWN RENTALS 'YOUR LOCAL KIWI CAR RENTAL' MOBILE PACE - 1980m



17 April 2026 - 6:07PM

Weather: Fine

Section	L1980	L1800	L1600	L1400	L1200	L1000	L800	L600	L400	L200
Section Times	2:27.47 (0:12.53)	2:14.94 [9] (0:15.05)	1:59.88 [9] (0:16.24)	1:43.65 [9] (0:15.27)	1:28.38 [9] (0:15.31)	1:13.07 [8] (0:15.84)	0:57.23 [8] (0:14.38)	0:42.86 [8] (0:14.53)	0:28.32 [8] (0:14.07)	0:14.25 [8] (0:14.25)
Average Speed [km/h]	50.2	48.8	45.5	47.2	48.3	47.1	50.1	50.8	52.0	50.6
Top Speed [km/h]	51.3	50.9	46.1	47.9	49.2	49.4	51.0	51.5	52.5	52.3
Avg. Dist. to Rail [m]	8.4	3.2	3.6	5.1	3.5	4.5	3.9	3.7	2.6	3.4



- [] Ranking at each section and finish
- :-:- No data available at this section
- NA No data available

Horse/Jockey Name	Sans Repos/R J Alfeld
Finish Rank	9
Fastest Section Time (Section)	0:14.01 (400-200)
Top Speed [km/h] (Section)	53.0 (200-0)
Race State	Finished



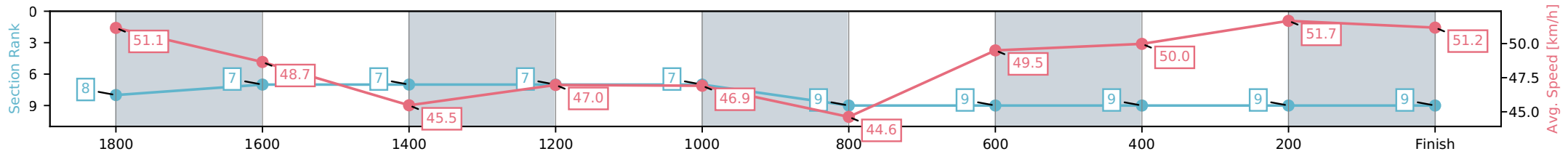
NZ Metropolitan Trotting Club Inc Harness
 Race 3: TOUCHDOWN RENTALS 'YOUR LOCAL KIWI CAR
 RENTAL' MOBILE PACE - 1980m



17 April 2026 - 6:07PM

Weather: Fine

Section	L1980	L1800	L1600	L1400	L1200	L1000	L800	L600	L400	L200
Section Times	2:27.59 (0:12.37)	2:15.22 [7] (0:14.92)	2:00.30 [7] (0:15.96)	1:44.34 [7] (0:15.33)	1:29.01 [7] (0:15.52)	1:13.49 [9] (0:16.27)	0:57.22 [9] (0:14.55)	0:42.67 [9] (0:14.57)	0:28.11 [9] (0:14.01)	0:14.10 [9] (0:14.10)
Average Speed [km/h]	51.1	48.7	45.5	47.0	46.9	44.6	49.5	50.0	51.7	51.2
Top Speed [km/h]	51.8	51.0	46.4	47.8	48.4	47.7	50.8	50.6	52.9	53.0
Avg. Dist. to Rail [m]	4.0	1.6	1.2	2.9	1.5	1.3	2.0	1.8	1.1	2.0



- [] Ranking at each section and finish
- :-:- No data available at this section
- NA No data available