



NZ Metropolitan Trotting Club Inc Harness
 Race 4: TK PLASTERING 2YO MOBILE PACE - 1980m
 17 April 2026 - 6:39PM



Weather: Fine

Field Times (Race Tempo) 2:25.31 (0:11.31) 2:14.00 (0:14.86) 1:59.14 (0:15.35) 1:43.79 (0:15.13) 1:28.66 (0:15.72) 1:12.94 (0:15.60) 0:57.34 (0:15.09) 0:42.25 (0:14.72)

Rank	TAB#	Horse	Overall Time	First 400m	Top Speed km/h (Section)	L1980	L1800	L1600	L1400	L1200	L1000	L800	L600
	(BAR#)	Driver	Margin (DT-W)	Last 600m	Fastest Section (Time)	Start - 1800	1800 - 1600	1600 - 1400	1400 - 1200	1200 - 1000	1000 - 800	800 - 600	600 - 400
1	3	Travel Agent	2:25.31	0:27.73	57.2 (1980 - 1800)	2:25.31	2:14.00 [1]	1:59.14 [1]	1:43.79 [1]	1:28.66 [1]	1:12.94 [1]	0:57.34 [1]	0:42.25 [1]
	(3)	John R Dunn		0:42.25	200-0 (0:13.74)	(0:11.31)	(0:14.86)	(0:15.35)	(0:15.13)	(0:15.72)	(0:15.60)	(0:15.09)	(0:14.72)
2	4	Tactacool	2:25.66	0:28.96	54.8 (400-200)	2:25.66	2:13.70 [5]	1:58.31 [4]	1:43.04 [4]	1:27.90 [4]	1:12.23 [4]	0:56.67 [4]	0:41.94 [4]
	(4)	T M Williams	2.0L (+5)	0:41.95	200-0 (0:13.60)	(0:11.96)	(0:15.40)	(0:15.27)	(0:15.14)	(0:15.68)	(0:15.56)	(0:14.72)	(0:14.50)
3	2	Metro Boy	2:26.36	0:28.51	54.7 (1980 - 1800)	2:26.36	2:14.58 [3]	1:59.43 [3]	1:44.06 [3]	1:28.96 [3]	1:13.26 [3]	0:57.71 [3]	0:42.96 [3]
	(2)	R D Close	6.0L (+4)	0:42.95	400-200 (0:14.05)	(0:11.78)	(0:15.15)	(0:15.37)	(0:15.10)	(0:15.70)	(0:15.55)	(0:14.75)	(0:14.52)
4	1	Dream Anyway	2:26.60	0:28.07	55.3 (1980 - 1800)	2:26.60	2:15.04 [2]	2:00.05 [2]	1:44.67 [2]	1:29.55 [2]	1:13.87 [2]	0:58.29 [2]	0:43.22 [2]
	(1)	D J White	7.4L (-1)	0:43.23	400-200 (0:14.09)	(0:11.56)	(0:14.99)	(0:15.38)	(0:15.12)	(0:15.67)	(0:15.58)	(0:15.07)	(0:14.72)
5	5	On Ya Bike	2:27.02	0:29.60	54.3 (1980 - 1800)	2:27.02	2:15.08 [4]	1:59.48 [5]	1:44.10 [5]	1:28.97 [5]	1:13.26 [5]	0:57.75 [5]	0:43.14 [5]
	(5)	C J Dalgety	9.8L (+12)	0:43.15	400-200 (0:14.08)	(0:11.94)	(0:15.61)	(0:15.38)	(0:15.12)	(0:15.72)	(0:15.51)	(0:14.61)	(0:14.61)

Report Created: Fri 17 April 2026

(Note: Races are conducted over an approximate distance as close as possible to the advertised distance, and recorded data may vary accordingly. Official times refer to race times only and do not include handicap times.)

[] Position in running at each section and finish TAB# Saddle cloth number

-:--:-- No data available at this section

NA No data available

DNT Did not track

BAR# Barrier/Gate Position

DNF Did not finish

DT-W Distance travelled compared to winner in metres

[] Fastest split

[█] Fastest section



NZ Metropolitan Trotting Club Inc Harness
Race 4: TK PLASTERING 2YO MOBILE PACE - 1980m

17 April 2026 - 6:39PM

Weather: Fine



Field Times 0:27.53 0:13.74
(Race Tempo) (0:13.79) (0:13.74)

Rank	TAB#	Horse	Overall Time	First 400m	Top Speed km/h (Section)	L400	L200						
	(BAR#)	Driver	Margin (DT-W)	Last 600m	Fastest Section (Time)	400 - 200	200 - Finish						
1	3	Travel Agent	2:25.31	0:27.73	57.2 (1980 - 1800)	0:27.53 [1]	0:13.74 [1]						
	(3)	John R Dunn		0:42.25	200-0 (0:13.74)	(0:13.79)	(0:13.74)						
2	4	Tactacool	2:25.66	0:28.96	54.8 (400-200)	0:27.45 [4]	0:13.60 [3]						
	(4)	T M Williams	2.0L (+5)	0:41.95	200-0 (0:13.60)	(0:13.85)	(0:13.60)						
3	2	Metro Boy	2:26.36	0:28.51	54.7 (1980 - 1800)	0:28.43 [2]	0:14.38 [2]						
	(2)	R D Close	6.0L (+4)	0:42.95	400-200 (0:14.05)	(0:14.05)	(0:14.38)						
4	1	Dream Anyway	2:26.60	0:28.07	55.3 (1980 - 1800)	0:28.51 [3]	0:14.42 [4]						
	(1)	D J White	7.4L (-1)	0:43.23	400-200 (0:14.09)	(0:14.09)	(0:14.42)						
5	5	On Ya Bike	2:27.02	0:29.60	54.3 (1980 - 1800)	0:28.53 [5]	0:14.46 [5]						
	(5)	C J Dalgety	9.8L (+12)	0:43.15	400-200 (0:14.08)	(0:14.08)	(0:14.46)						

Report Created: Fri 17 April 2026

(Note: Races are conducted over an approximate distance as close as possible to the advertised distance, and recorded data may vary accordingly. Official times refer to race times only and do not include handicap times.)

[] Position in running at each section and finish TAB# Saddle cloth number

Fastest split

-:--:- No data available at this section

BAR# Barrier/Gate Position

Fastest section

NA No data available

DNF Did not finish

DNT Did not track

DT-W Distance travelled compared to winner in metres

Horse/Jockey Name	Travel Agent/John R Dunn
Finish Rank	1
Fastest Section Time (Section)	0:13.74 (200-0)
Top Speed [km/h] (Section)	57.2 (1980 - 1800)
Race State	Finished



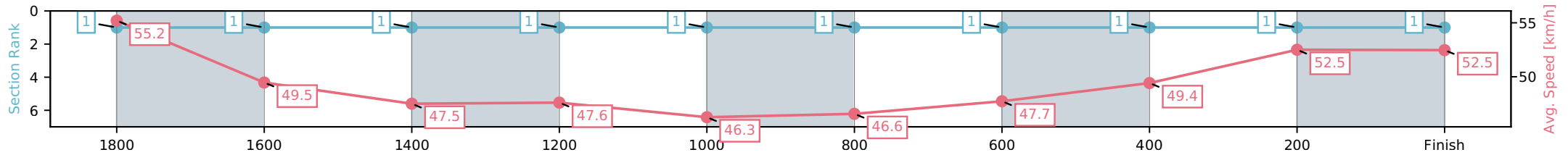
NZ Metropolitan Trotting Club Inc Harness
 Race 4: TK PLASTERING 2YO MOBILE PACE - 1980m



17 April 2026 - 6:39PM

Weather: Fine

Section	L1980	L1800	L1600	L1400	L1200	L1000	L800	L600	L400	L200
Section Times	2:25.31 (0:11.31)	2:14.00 [1] (0:14.86)	1:59.14 [1] (0:15.35)	1:43.79 [1] (0:15.13)	1:28.66 [1] (0:15.72)	1:12.94 [1] (0:15.60)	0:57.34 [1] (0:15.09)	0:42.25 [1] (0:14.72)	0:27.53 [1] (0:13.79)	0:13.74 [1] (0:13.74)
Average Speed [km/h]	55.2	49.5	47.5	47.6	46.3	46.6	47.7	49.4	52.5	52.5
Top Speed [km/h]	57.2	52.9	48.6	48.3	47.3	47.8	48.3	51.1	53.5	53.6
Avg. Dist. to Rail [m]	5.6	3.5	1.9	3.9	1.3	1.2	1.3	1.6	1.2	3.1



- [] Ranking at each section and finish
- :-:- No data available at this section
- NA No data available

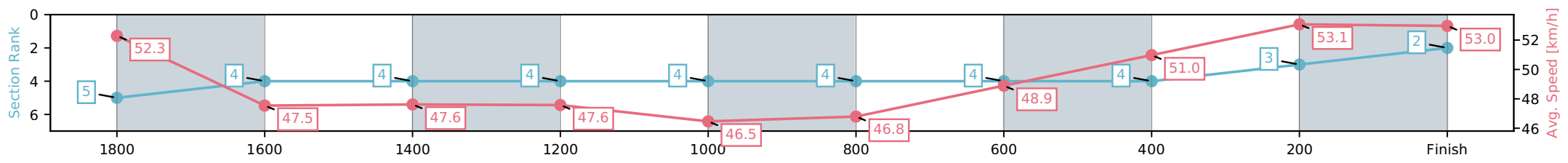
Horse/Jockey Name	Tactacool/T M Williams
Finish Rank	2
Fastest Section Time (Section)	0:13.60 (200-0)
Top Speed [km/h] (Section)	54.8 (400-200)
Race State	Finished



NZ Metropolitan Trotting Club Inc Harness
 Race 4: TK PLASTERING 2YO MOBILE PACE - 1980m
 17 April 2026 - 6:39PM
 Weather: Fine



Section	L1980	L1800	L1600	L1400	L1200	L1000	L800	L600	L400	L200
Section Times	2:25.66 (0:11.96)	2:13.70 [4] (0:15.40)	1:58.31 [4] (0:15.27)	1:43.04 [4] (0:15.14)	1:27.90 [4] (0:15.68)	1:12.23 [4] (0:15.56)	0:56.67 [4] (0:14.72)	0:41.94 [4] (0:14.50)	0:27.45 [3] (0:13.85)	0:13.60 [2] (0:13.60)
Average Speed [km/h]	52.3	47.5	47.6	47.6	46.5	46.8	48.9	51.0	53.1	53.0
Top Speed [km/h]	53.9	49.4	49.2	48.4	48.0	47.9	50.7	52.3	54.8	54.7
Avg. Dist. to Rail [m]	7.1	3.3	1.6	4.0	1.6	1.4	2.9	3.6	3.5	4.9



[] Ranking at each section and finish
 -:-:- No data available at this section
 NA No data available

Horse/Jockey Name	Metro Boy/R D Close
Finish Rank	3
Fastest Section Time (Section)	0:14.05 (400-200)
Top Speed [km/h] (Section)	54.7 (1980 - 1800)
Race State	Finished



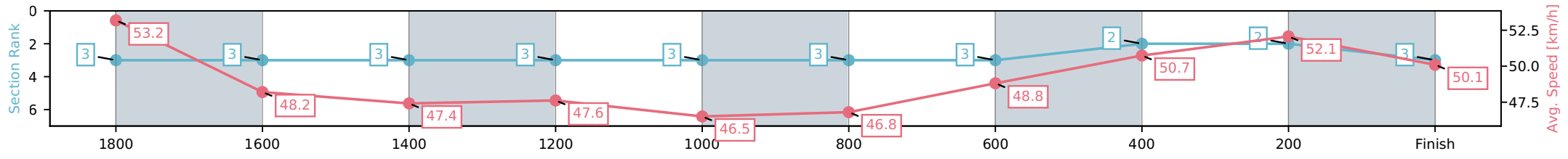
NZ Metropolitan Trotting Club Inc Harness
 Race 4: TK PLASTERING 2YO MOBILE PACE - 1980m



17 April 2026 - 6:39PM

Weather: Fine

Section	L1980	L1800	L1600	L1400	L1200	L1000	L800	L600	L400	L200
Section Times	2:26.36 (0:11.78)	2:14.58 [3] (0:15.15)	1:59.43 [3] (0:15.37)	1:44.06 [3] (0:15.10)	1:28.96 [3] (0:15.70)	1:13.26 [3] (0:15.55)	0:57.71 [3] (0:14.75)	0:42.96 [2] (0:14.52)	0:28.43 [2] (0:14.05)	0:14.38 [3] (0:14.38)
Average Speed [km/h]	53.2	48.2	47.4	47.6	46.5	46.8	48.8	50.7	52.1	50.1
Top Speed [km/h]	54.7	50.4	48.4	48.4	47.2	47.9	50.9	51.7	52.3	51.3
Avg. Dist. to Rail [m]	4.4	2.6	1.7	4.0	1.7	1.4	2.2	3.3	2.5	2.8



[] Ranking at each section and finish
 -:-:- No data available at this section
 NA No data available

Horse/Jockey Name	Dream Anyway/D J White
Finish Rank	4
Fastest Section Time (Section)	0:14.09 (400-200)
Top Speed [km/h] (Section)	55.3 (1980 - 1800)
Race State	Finished



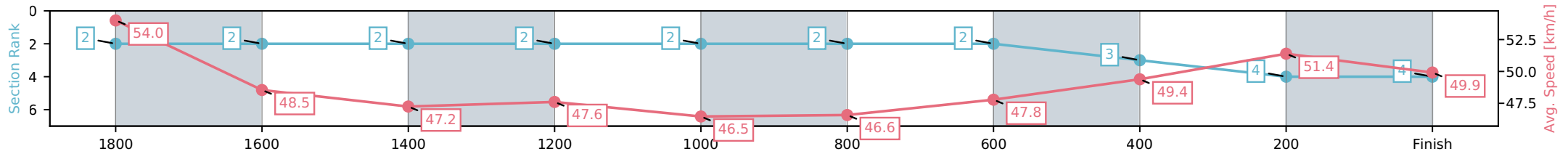
NZ Metropolitan Trotting Club Inc Harness
 Race 4: TK PLASTERING 2YO MOBILE PACE - 1980m



17 April 2026 - 6:39PM

Weather: Fine

Section	L1980	L1800	L1600	L1400	L1200	L1000	L800	L600	L400	L200
Section Times	2:26.60 (0:11.56)	2:15.04 [2] (0:14.99)	2:00.05 [2] (0:15.38)	1:44.67 [2] (0:15.12)	1:29.55 [2] (0:15.67)	1:13.87 [2] (0:15.58)	0:58.29 [2] (0:15.07)	0:43.22 [3] (0:14.72)	0:28.51 [4] (0:14.09)	0:14.42 [4] (0:14.42)
Average Speed [km/h]	54.0	48.5	47.2	47.6	46.5	46.6	47.8	49.4	51.4	49.9
Top Speed [km/h]	55.3	51.9	48.0	48.6	47.3	47.9	48.7	51.0	52.1	52.3
Avg. Dist. to Rail [m]	2.5	1.9	1.5	3.7	1.4	1.1	1.2	1.5	1.0	1.0



- [] Ranking at each section and finish
- :-:- No data available at this section
- NA No data available

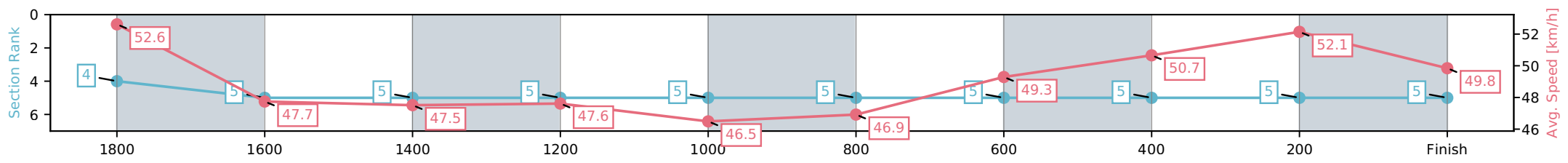
Horse/Jockey Name	On Ya Bike/C J Dalgety
Finish Rank	5
Fastest Section Time (Section)	0:14.08 (400-200)
Top Speed [km/h] (Section)	54.3 (1980 - 1800)
Race State	Finished



NZ Metropolitan Trotting Club Inc Harness
 Race 4: TK PLASTERING 2YO MOBILE PACE - 1980m
 17 April 2026 - 6:39PM
 Weather: Fine



Section	L1980	L1800	L1600	L1400	L1200	L1000	L800	L600	L400	L200
Section Times	2:27.02 (0:11.94)	2:15.08 [5] (0:15.61)	1:59.48 [5] (0:15.38)	1:44.10 [5] (0:15.12)	1:28.97 [5] (0:15.72)	1:13.26 [5] (0:15.51)	0:57.75 [5] (0:14.61)	0:43.14 [5] (0:14.61)	0:28.53 [5] (0:14.08)	0:14.46 [5] (0:14.46)
Average Speed [km/h]	52.6	47.7	47.5	47.6	46.5	46.9	49.3	50.7	52.1	49.8
Top Speed [km/h]	54.3	49.8	49.4	48.5	48.3	48.1	50.4	51.9	52.5	52.4
Avg. Dist. to Rail [m]	9.6	5.8	2.1	4.1	1.8	1.6	4.4	4.3	3.1	3.8



[] Ranking at each section and finish
 -:-:- No data available at this section
 NA No data available