



NZ Metropolitan Trotting Club Inc Harness  
Race 5: AZAP ELECTRICAL MOBILE PACE - 1980m

17 April 2026 - 7:06PM



Weather: Fine

Field Times (Race Tempo) 2:26.37 (0:11.39) 2:14.97 (0:14.80) 2:00.17 (0:15.80) 1:44.38 (0:16.07) 1:28.31 (0:16.04) 1:12.27 (0:14.88) 0:57.38 (0:14.15) 0:43.23 (0:14.52)

Rank	TAB#	Horse	Overall Time	First 400m	Top Speed km/h (Section)	L1980	L1800	L1600	L1400	L1200	L1000	L800	L600
	(BAR#)	Driver	Margin (DT-W)	Last 600m	Fastest Section (Time)	Start - 1800	1800 - 1600	1600 - 1400	1400 - 1200	1200 - 1000	1000 - 800	800 - 600	600 - 400
1	7	Take The Miki	2:26.37	0:28.94	53.7 (400-200)	2:26.37	2:14.22 [7]	1:58.97 [5]	1:43.77 [3]	1:28.03 [2]	1:12.04 [2]	0:57.25 [2]	0:43.18 [2]
	(7)	R T May		0:43.17	800-600 (0:14.08)	(0:12.15)	(0:15.25)	(0:15.20)	(0:15.74)	(0:16.00)	(0:14.78)	(0:14.08)	(0:14.58)
2	6	Blazing Knuckles	2:26.47	0:28.65	54.0 (1980 - 1800)	2:26.47	2:14.67 [4]	1:59.39 [4]	1:43.57 [5]	1:27.78 [4]	1:11.77 [5]	0:57.03 [5]	0:42.96 [5]
	(6)	S J Ottley	0.0L (-5)	0:42.96	800-600 (0:14.08)	(0:11.80)	(0:15.28)	(0:15.82)	(0:15.79)	(0:16.01)	(0:14.74)	(0:14.08)	(0:14.57)
3	9	Trump Card	2:26.80	0:29.96	53.9 (200-0)	2:26.80	2:14.65 [7]	1:58.48 [9]	1:43.24 [8]	1:27.78 [7]	1:11.82 [8]	0:56.97 [9]	0:42.81 [9]
	(9)	B N Orange	2.4L (-11)	0:42.81	200-0 (0:13.76)	(0:12.15)	(0:16.17)	(0:15.24)	(0:15.47)	(0:15.96)	(0:14.85)	(0:14.16)	(0:14.63)
4	5	Moonlite Blood	2:27.06	0:28.99	53.6 (1980 - 1800)	2:27.06	2:15.29 [3]	1:59.63 [6]	1:43.83 [6]	1:28.06 [6]	1:12.08 [7]	0:57.35 [8]	0:43.28 [8]
	(5)	R D Close	3.9L (-8)	0:43.28	800-600 (0:14.07)	(0:11.77)	(0:15.65)	(0:15.80)	(0:15.77)	(0:15.98)	(0:14.73)	(0:14.07)	(0:14.60)
5	4	Crimson Tide	2:27.33	0:27.76	56.1 (1980 - 1800)	2:27.33	2:15.94 [1]	2:01.13 [1]	1:45.34 [1]	1:29.27 [1]	1:13.23 [1]	0:58.34 [1]	0:44.19 [1]
	(4)	T M Williams	5.5L (-23)	0:44.19	800-600 (0:14.15)	(0:11.40)	(0:14.80)	(0:15.80)	(0:16.07)	(0:16.04)	(0:14.88)	(0:14.15)	(0:14.52)
6	3	Captain Kobe	2:27.56	0:29.34	53.2 (1980 - 1800)	2:27.56	2:15.51 [6]	1:59.79 [7]	1:44.03 [7]	1:28.23 [8]	1:12.72 [6]	0:58.17 [4]	0:44.19 [3]
	(3)	W J House	6.8L (+3)	0:44.19	800-600 (0:13.99)	(0:12.05)	(0:15.72)	(0:15.76)	(0:15.80)	(0:15.51)	(0:14.55)	(0:13.99)	(0:14.65)
7	10	Quinn	2:28.04	0:28.61	55.2 (1980 - 1800)	2:28.04	2:16.09 [5]	2:01.17 [3]	1:45.42 [4]	1:29.34 [5]	1:13.36 [4]	0:58.50 [6]	0:44.34 [7]
	(10)	S J Tomlinson	9.5L (-24)	0:44.35	800-600 (0:14.16)	(0:11.95)	(0:14.92)	(0:15.75)	(0:16.08)	(0:15.99)	(0:14.86)	(0:14.16)	(0:14.61)
8	1	Pioneer	2:28.65	0:28.09	54.7 (1980 - 1800)	2:28.65	2:16.97 [2]	2:02.13 [2]	1:46.34 [2]	1:30.27 [3]	1:14.26 [3]	0:59.38 [3]	0:45.25 [4]
	(1)	J C Morrison	13.0L (-29)	0:45.25	800-600 (0:14.13)	(0:11.68)	(0:14.84)	(0:15.79)	(0:16.07)	(0:16.01)	(0:14.88)	(0:14.13)	(0:14.39)
9	8	Ukraine	2:28.67	0:29.70	53.4 (1000-800)	2:28.67	2:16.46 [9]	2:00.54 [8]	1:44.82 [9]	1:29.04 [9]	1:13.46 [9]	0:59.00 [7]	0:45.02 [6]
	(8)	R J Butt	13.1L (+7)	0:45.02	800-600 (0:13.98)	(0:12.21)	(0:15.92)	(0:15.72)	(0:15.78)	(0:15.58)	(0:14.46)	(0:13.98)	(0:14.67)

Scratched: Tempo Warrior (#2)

Report Created: Fri 17 April 2026

(Note: Races are conducted over an approximate distance as close as possible to the advertised distance, and recorded data may vary accordingly. Official times refer to race times only and do not include handicap times.)

[ ] Position in running at each section and finish TAB# Saddle cloth number

-:-:- No data available at this section

NA No data available

DNT Did not track

BAR# Barrier/Gate Position

DNF Did not finish

DT-W Distance travelled compared to winner in metres

Fastest split

Fastest section



NZ Metropolitan Trotting Club Inc Harness  
Race 5: AZAP ELECTRICAL MOBILE PACE - 1980m

17 April 2026 - 7:06PM



Weather: Fine

Field Times                      0:28.72      0:14.48  
(Race Tempo)                    (0:14.23)    (0:14.48)

Rank	TAB#	Horse	Overall Time	First 400m	Top Speed km/h (Section)	L400	L200						
	(BAR#)	Driver	Margin (DT-W)	Last 600m	Fastest Section (Time)	400 - 200	200 - Finish						
1	7	Take The Miki	2:26.37	0:28.94	53.7 (400-200)	0:28.60 [2]	0:14.48 [1]						
	(7)	R T May		0:43.17	800-600 (0:14.08)	(0:14.11)	(0:14.48)						
2	6	Blazing Knuckles	2:26.47	0:28.65	54.0 (1980 - 1800)	0:28.38 [5]	0:14.19 [3]						
	(6)	S J Ottley	0.0L (-5)	0:42.96	800-600 (0:14.08)	(0:14.20)	(0:14.19)						
3	9	Trump Card	2:26.80	0:29.96	53.9 (200-0)	0:28.18 [9]	0:13.76 [8]						
	(9)	B N Orange	2.4L (-11)	0:42.81	200-0 (0:13.76)	(0:14.42)	(0:13.76)						
4	5	Moonlite Blood	2:27.06	0:28.99	53.6 (1980 - 1800)	0:28.68 [8]	0:14.41 [4]						
	(5)	R D Close	3.9L (-8)	0:43.28	800-600 (0:14.07)	(0:14.27)	(0:14.41)						
5	4	Crimson Tide	2:27.33	0:27.76	56.1 (1980 - 1800)	0:29.68 [1]	0:15.39 [2]						
	(4)	T M Williams	5.5L (-23)	0:44.19	800-600 (0:14.15)	(0:14.28)	(0:15.39)						
6	3	Captain Kobe	2:27.56	0:29.34	53.2 (1980 - 1800)	0:29.54 [4]	0:14.83 [5]						
	(3)	W J House	6.8L (+3)	0:44.19	800-600 (0:13.99)	(0:14.71)	(0:14.83)						
7	10	Quinn	2:28.04	0:28.61	55.2 (1980 - 1800)	0:29.73 [6]	0:14.82 [9]						
	(10)	S J Tomlinson	9.5L (-24)	0:44.35	800-600 (0:14.16)	(0:14.92)	(0:14.82)						
8	1	Pioneer	2:28.65	0:28.09	54.7 (1980 - 1800)	0:30.86 [3]	0:15.85 [6]						
	(1)	J C Morrison	13.0L (-29)	0:45.25	800-600 (0:14.13)	(0:15.01)	(0:15.85)						
9	8	Ukraine	2:28.67	0:29.70	53.4 (1000-800)	0:30.35 [7]	0:15.78 [7]						
	(8)	R J Butt	13.1L (+7)	0:45.02	800-600 (0:13.98)	(0:14.57)	(0:15.78)						

Scratched: Tempo Warrior (#2)

Report Created: Fri 17 April 2026

(Note: Races are conducted over an approximate distance as close as possible to the advertised distance, and recorded data may vary accordingly. Official times refer to race times only and do not include handicap times.)

[ ] Position in running at each section and finish    TAB#    Saddle cloth number

Fastest split

-:--:-- No data available at this section

BAR#    Barrier/Gate Position

Fastest section

NA    No data available

DNF    Did not finish

DNT    Did not track

DT-W    Distance travelled compared to winner in metres

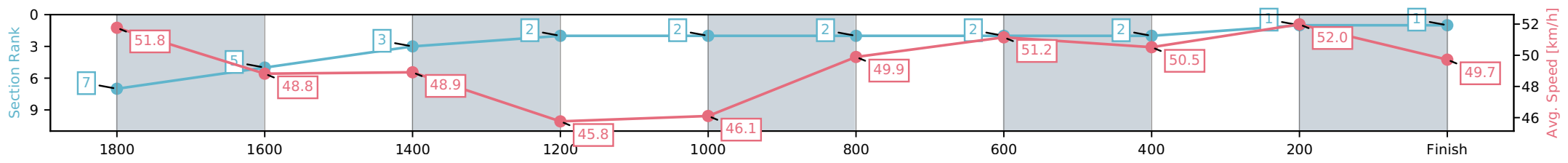
Horse/Jockey Name	Take The Miki/R T May
Finish Rank	1
Fastest Section Time (Section)	0:14.08 (800-600)
Top Speed [km/h] (Section)	53.7 (400-200)
Race State	Finished



NZ Metropolitan Trotting Club Inc Harness  
 Race 5: AZAP ELECTRICAL MOBILE PACE - 1980m  
 17 April 2026 - 7:06PM  
 Weather: Fine



Section	L1980	L1800	L1600	L1400	L1200	L1000	L800	L600	L400	L200
Section Times	2:26.37 (0:12.15)	2:14.22 [5] (0:15.25)	1:58.97 [3] (0:15.20)	1:43.77 [2] (0:15.74)	1:28.03 [2] (0:16.00)	1:12.04 [2] (0:14.78)	0:57.25 [2] (0:14.08)	0:43.18 [2] (0:14.58)	0:28.60 [1] (0:14.11)	0:14.48 [1] (0:14.48)
Average Speed [km/h]	51.8	48.8	48.9	45.8	46.1	49.9	51.2	50.5	52.0	49.7
Top Speed [km/h]	52.7	49.7	49.6	47.7	49.4	50.5	51.4	51.0	53.7	53.5
Avg. Dist. to Rail [m]	9.0	5.4	4.2	5.0	3.0	3.3	3.5	3.2	2.9	3.6



[ ] Ranking at each section and finish  
 -:-:- No data available at this section  
 NA No data available

Horse/Jockey Name	Blazing Knuckles/S J Ottley
Finish Rank	2
Fastest Section Time (Section)	0:14.08 (800-600)
Top Speed [km/h] (Section)	54.0 (1980 - 1800)
Race State	Finished



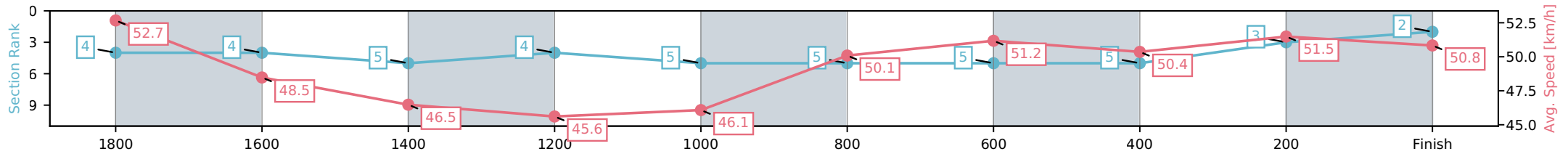
NZ Metropolitan Trotting Club Inc Harness  
 Race 5: AZAP ELECTRICAL MOBILE PACE - 1980m



17 April 2026 - 7:06PM

Weather: Fine

Section	L1980	L1800	L1600	L1400	L1200	L1000	L800	L600	L400	L200
Section Times	2:26.47 (0:11.80)	2:14.67 [4] (0:15.28)	1:59.39 [5] (0:15.82)	1:43.57 [4] (0:15.79)	1:27.78 [5] (0:16.01)	1:11.77 [5] (0:14.74)	0:57.03 [5] (0:14.08)	0:42.96 [5] (0:14.57)	0:28.38 [3] (0:14.20)	0:14.19 [2] (0:14.19)
Average Speed [km/h]	52.7	48.5	46.5	45.6	46.1	50.1	51.2	50.4	51.5	50.8
Top Speed [km/h]	54.0	49.4	47.5	46.2	49.4	50.9	51.4	50.9	53.0	52.7
Avg. Dist. to Rail [m]	7.6	4.4	2.9	4.7	3.1	3.4	3.2	2.7	2.1	1.2



- [ ] Ranking at each section and finish
- :-:- No data available at this section
- NA No data available

Horse/Jockey Name	Trump Card/B N Orange
Finish Rank	3
Fastest Section Time (Section)	0:13.76 (200-0)
Top Speed [km/h] (Section)	53.9 (200-0)
Race State	Finished



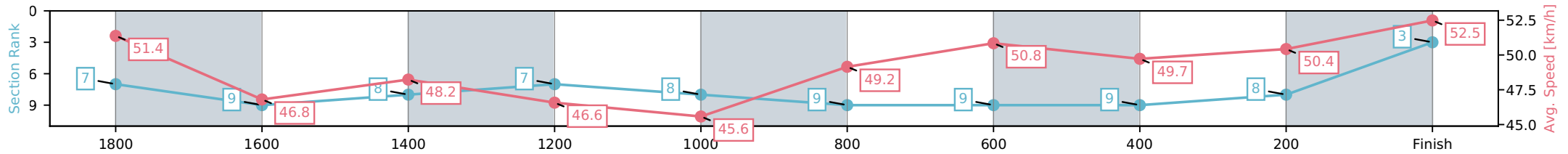
NZ Metropolitan Trotting Club Inc Harness  
 Race 5: AZAP ELECTRICAL MOBILE PACE - 1980m



17 April 2026 - 7:06PM

Weather: Fine

Section	L1980	L1800	L1600	L1400	L1200	L1000	L800	L600	L400	L200
Section Times	2:26.80 (0:12.15)	2:14.65 [9] (0:16.17)	1:58.48 [8] (0:15.24)	1:43.24 [7] (0:15.47)	1:27.78 [8] (0:15.96)	1:11.82 [9] (0:14.85)	0:56.97 [9] (0:14.16)	0:42.81 [9] (0:14.63)	0:28.18 [8] (0:14.42)	0:13.76 [3] (0:13.76)
Average Speed [km/h]	51.4	46.8	48.2	46.6	45.6	49.2	50.8	49.7	50.4	52.5
Top Speed [km/h]	52.5	49.2	49.8	48.7	48.9	49.7	51.4	50.6	53.3	53.9
Avg. Dist. to Rail [m]	13.1	7.9	2.5	2.9	1.3	1.8	1.8	1.6	1.9	3.6



- [ ] Ranking at each section and finish
- :-:- No data available at this section
- NA No data available

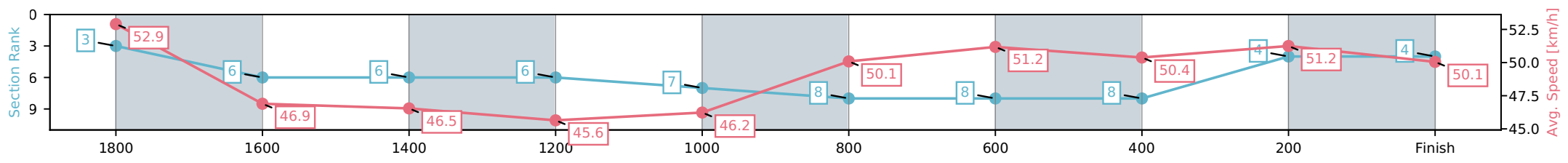
Horse/Jockey Name	Moonlite Blood/R D Close
Finish Rank	4
Fastest Section Time (Section)	0:14.07 (800-600)
Top Speed [km/h] (Section)	53.6 (1980 - 1800)
Race State	Finished



NZ Metropolitan Trotting Club Inc Harness  
 Race 5: AZAP ELECTRICAL MOBILE PACE - 1980m  
 17 April 2026 - 7:06PM  
 Weather: Fine



Section	L1980	L1800	L1600	L1400	L1200	L1000	L800	L600	L400	L200
Section Times	2:27.06 (0:11.77)	2:15.29 [6] (0:15.65)	1:59.63 [6] (0:15.80)	1:43.83 [6] (0:15.77)	1:28.06 [7] (0:15.98)	1:12.08 [8] (0:14.73)	0:57.35 [8] (0:14.07)	0:43.28 [8] (0:14.60)	0:28.68 [4] (0:14.27)	0:14.41 [4] (0:14.41)
Average Speed [km/h]	52.9	46.9	46.5	45.6	46.2	50.1	51.2	50.4	51.2	50.1
Top Speed [km/h]	53.6	50.5	47.3	46.3	49.5	51.2	51.6	50.7	52.8	52.7
Avg. Dist. to Rail [m]	5.8	2.9	2.9	4.8	3.1	3.4	3.5	3.1	2.5	4.9



[ ] Ranking at each section and finish  
 -:-:- No data available at this section  
 NA No data available

Horse/Jockey Name	Crimson Tide/T M Williams
Finish Rank	5
Fastest Section Time (Section)	0:14.15 (800-600)
Top Speed [km/h] (Section)	56.1 (1980 - 1800)
Race State	Finished



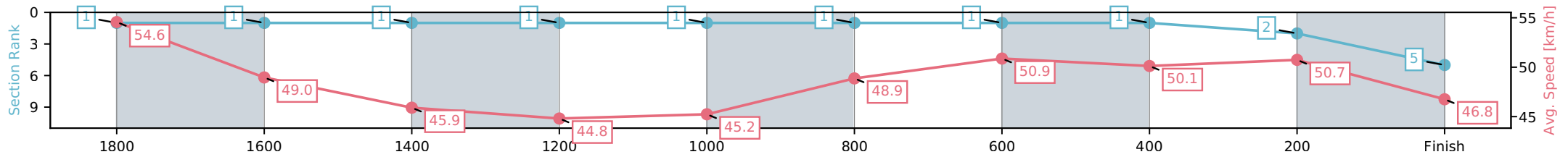
NZ Metropolitan Trotting Club Inc Harness  
 Race 5: AZAP ELECTRICAL MOBILE PACE - 1980m



17 April 2026 - 7:06PM

Weather: Fine

Section	L1980	L1800	L1600	L1400	L1200	L1000	L800	L600	L400	L200
Section Times	2:27.33 (0:11.40)	2:15.94 [1] (0:14.80)	2:01.13 [1] (0:15.80)	1:45.34 [1] (0:16.07)	1:29.27 [1] (0:16.04)	1:13.23 [1] (0:14.88)	0:58.34 [1] (0:14.15)	0:44.19 [1] (0:14.52)	0:29.68 [2] (0:14.28)	0:15.39 [5] (0:15.39)
Average Speed [km/h]	54.6	49.0	45.9	44.8	45.2	48.9	50.9	50.1	50.7	46.8
Top Speed [km/h]	56.1	52.3	46.6	45.8	48.2	49.7	51.3	50.8	51.3	50.0
Avg. Dist. to Rail [m]	4.1	1.2	1.2	2.7	1.1	1.5	1.5	1.5	1.2	2.1



- [ ] Ranking at each section and finish
- :-:- No data available at this section
- NA No data available

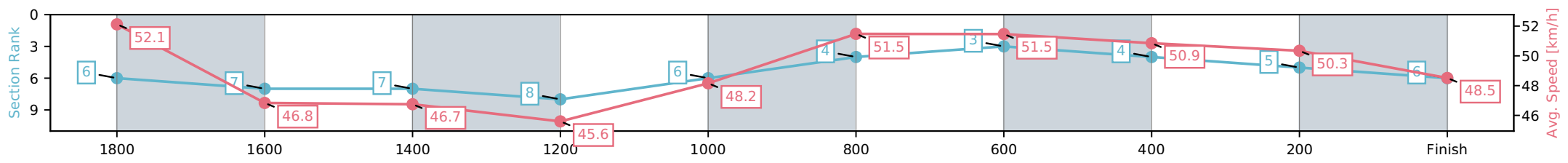
Horse/Jockey Name	Captain Kobe/W J House
Finish Rank	6
Fastest Section Time (Section)	0:13.99 (800-600)
Top Speed [km/h] (Section)	53.2 (1980 - 1800)
Race State	Finished



NZ Metropolitan Trotting Club Inc Harness  
 Race 5: AZAP ELECTRICAL MOBILE PACE - 1980m  
 17 April 2026 - 7:06PM  
 Weather: Fine



Section	L1980	L1800	L1600	L1400	L1200	L1000	L800	L600	L400	L200
Section Times	2:27.56 (0:12.05)	2:15.51 [7] (0:15.72)	1:59.79 [7] (0:15.76)	1:44.03 [8] (0:15.80)	1:28.23 [6] (0:15.51)	1:12.72 [4] (0:14.55)	0:58.17 [3] (0:13.99)	0:44.19 [4] (0:14.65)	0:29.54 [5] (0:14.71)	0:14.83 [6] (0:14.83)
Average Speed [km/h]	52.1	46.8	46.7	45.6	48.2	51.5	51.5	50.9	50.3	48.5
Top Speed [km/h]	53.2	49.5	47.5	46.4	51.8	52.2	51.8	51.2	50.8	50.8
Avg. Dist. to Rail [m]	3.5	3.2	3.2	5.0	4.5	5.1	5.0	4.7	4.2	5.9



[ ] Ranking at each section and finish  
 -:-:- No data available at this section  
 NA No data available

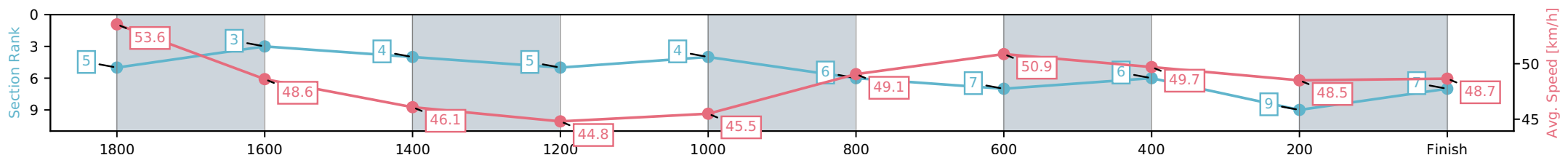
Horse/Jockey Name	Quinn/S J Tomlinson
Finish Rank	7
Fastest Section Time (Section)	0:14.16 (800-600)
Top Speed [km/h] (Section)	55.2 (1980 - 1800)
Race State	Finished



NZ Metropolitan Trotting Club Inc Harness  
 Race 5: AZAP ELECTRICAL MOBILE PACE - 1980m  
 17 April 2026 - 7:06PM  
 Weather: Fine



Section	L1980	L1800	L1600	L1400	L1200	L1000	L800	L600	L400	L200
Section Times	2:28.04 (0:11.95)	2:16.09 [3] (0:14.92)	2:01.17 [4] (0:15.75)	1:45.42 [5] (0:16.08)	1:29.34 [4] (0:15.99)	1:13.36 [6] (0:14.86)	0:58.50 [7] (0:14.16)	0:44.34 [6] (0:14.61)	0:29.73 [9] (0:14.92)	0:14.82 [7] (0:14.82)
Average Speed [km/h]	53.6	48.6	46.1	44.8	45.5	49.1	50.9	49.7	48.5	48.7
Top Speed [km/h]	55.2	50.5	46.9	46.4	48.5	49.8	51.1	50.7	49.7	49.7
Avg. Dist. to Rail [m]	1.6	1.2	1.3	2.7	1.3	1.7	1.7	1.4	1.0	4.2



[ ] Ranking at each section and finish  
 -:-:- No data available at this section  
 NA No data available

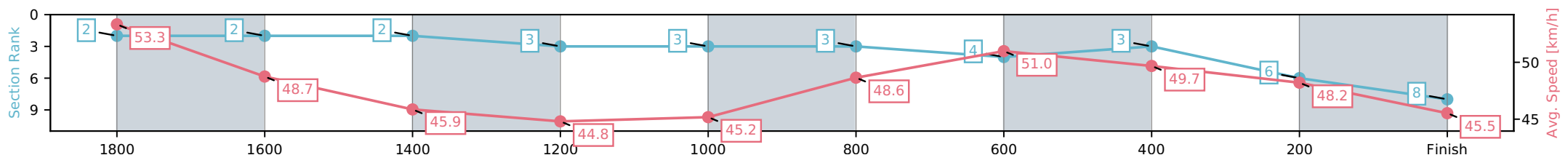
Horse/Jockey Name	Pioneer/J C Morrison
Finish Rank	8
Fastest Section Time (Section)	0:14.13 (800-600)
Top Speed [km/h] (Section)	54.7 (1980 - 1800)
Race State	Finished



NZ Metropolitan Trotting Club Inc Harness  
 Race 5: AZAP ELECTRICAL MOBILE PACE - 1980m  
 17 April 2026 - 7:06PM  
 Weather: Fine



Section	L1980	L1800	L1600	L1400	L1200	L1000	L800	L600	L400	L200
Section Times	2:28.65 (0:11.68)	2:16.97 [2] (0:14.84)	2:02.13 [2] (0:15.79)	1:46.34 [3] (0:16.07)	1:30.27 [3] (0:16.01)	1:14.26 [3] (0:14.88)	0:59.38 [4] (0:14.13)	0:45.25 [3] (0:14.39)	0:30.86 [6] (0:15.01)	0:15.85 [8] (0:15.85)
Average Speed [km/h]	53.3	48.7	45.9	44.8	45.2	48.6	51.0	49.7	48.2	45.5
Top Speed [km/h]	54.7	51.2	46.7	46.0	48.2	50.1	51.6	50.5	49.3	48.1
Avg. Dist. to Rail [m]	1.9	1.1	0.9	2.4	0.9	0.9	0.6	0.7	1.0	1.8



[ ] Ranking at each section and finish  
 -:-:- No data available at this section  
 NA No data available

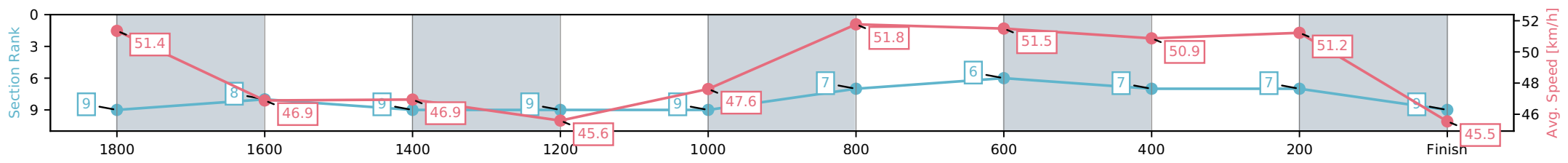
Horse/Jockey Name	Ukraine/R J Butt
Finish Rank	9
Fastest Section Time (Section)	0:13.98 (800-600)
Top Speed [km/h] (Section)	53.4 (1000-800)
Race State	Finished



NZ Metropolitan Trotting Club Inc Harness  
 Race 5: AZAP ELECTRICAL MOBILE PACE - 1980m  
 17 April 2026 - 7:06PM  
 Weather: Fine



Section	L1980	L1800	L1600	L1400	L1200	L1000	L800	L600	L400	L200
Section Times	2:28.67 (0:12.21)	2:16.46 [8] (0:15.92)	2:00.54 [9] (0:15.72)	1:44.82 [9] (0:15.78)	1:29.04 [9] (0:15.58)	1:13.46 [7] (0:14.46)	0:59.00 [6] (0:13.98)	0:45.02 [7] (0:14.67)	0:30.35 [7] (0:14.57)	0:15.78 [9] (0:15.78)
Average Speed [km/h]	51.4	46.9	46.9	45.6	47.6	51.8	51.5	50.9	51.2	45.5
Top Speed [km/h]	52.1	49.7	47.8	46.3	52.5	53.4	51.9	51.6	51.8	50.2
Avg. Dist. to Rail [m]	10.8	5.9	3.3	5.0	3.6	5.1	5.0	4.9	5.6	7.1



[ ] Ranking at each section and finish  
 -:-:- No data available at this section  
 NA No data available