



NZ Metropolitan Trotting Club Inc Harness

Race 6: EXPERIENCE THE THRILL AT ADDINGTON HANDICAP TROT - 2600m

17 April 2026 - 7:40PM

Weather: Fine



Field Times	3:22.80	3:05.65	2:50.24	2:34.19	2:18.20	2:01.36	1:45.19	1:29.73
(Race Tempo)	(0:17.16)	(0:15.41)	(0:16.05)	(0:15.98)	(0:16.84)	(0:16.18)	(0:15.46)	(0:16.33)

Rank	TAB#	Horse	Overall Time	First 400m	Top Speed km/h (Section)	L2600	L2400	L2200	L2000	L1800	L1600	L1400	L1200
	(BAR#)	Driver	Margin (DT-W)	Last 600m	Fastest Section (Time)	Start - 2400	2400 - 2200	2200 - 2000	2000 - 1800	1800 - 1600	1600 - 1400	1400 - 1200	1200 - 1000
1	1	Kawatiri Trev	3:22.80	0:32.57	52.3 (400-200)	3:22.80	3:05.64 [1]	2:50.24 [1]	2:34.19 [1]	2:18.20 [1]	2:01.36 [1]	1:45.18 [1]	1:29.73 [1]
	(1)	R J Butt		0:43.36	400-200 (0:13.98)	(0:17.16)	(0:15.41)	(0:16.05)	(0:15.98)	(0:16.84)	(0:16.18)	(0:15.46)	(0:16.33)
2	2	Tu Tangata	3:22.80	0:32.96	52.1 (200-0)	3:22.80	3:05.18 [2]	2:49.84 [2]	2:33.82 [2]	2:17.87 [2]	2:01.02 [2]	1:44.86 [2]	1:29.40 [2]
	(2)	P C Nairn	0.0L (+3)	0:43.04	400-200 (0:14.05)	(0:17.62)	(0:15.34)	(0:16.03)	(0:15.94)	(0:16.86)	(0:16.16)	(0:15.46)	(0:16.34)
3	4	Millie Let Loose	3:23.30	0:33.31	52.7 (200-0)	3:23.30	3:05.34 [3]	2:49.99 [3]	2:33.96 [3]	2:18.02 [3]	2:01.16 [3]	1:44.99 [3]	1:29.58 [3]
	(2)	J C Morrison	2.8L (+2)	0:43.22	400-200 (0:13.97)	(0:17.96)	(0:15.35)	(0:16.03)	(0:15.94)	(0:16.86)	(0:16.17)	(0:15.41)	(0:16.35)
4	6	Tetrick(AUS)	3:23.49	0:35.29	53.5 (400-200)	3:23.49	3:05.24 [4]	2:48.20 [8]	2:31.57 [10]	2:16.44 [10]	1:59.93 [10]	1:43.76 [10]	1:28.64 [10]
	(U1)	C J Dalgety	3.9L (+28)	0:42.87	200-0 (0:13.85)	(0:18.25)	(0:17.04)	(0:16.63)	(0:15.13)	(0:16.51)	(0:16.17)	(0:15.12)	(0:15.94)
5	3	Almighty	3:23.63	0:33.66	52.0 (400-200)	3:23.63	3:05.31 [5]	2:49.97 [4]	2:33.94 [4]	2:18.02 [4]	2:01.16 [4]	1:44.98 [5]	1:29.60 [5]
	(1)	J W Cox	4.7L (+4)	0:43.24	400-200 (0:14.13)	(0:18.32)	(0:15.34)	(0:16.03)	(0:15.92)	(0:16.86)	(0:16.19)	(0:15.38)	(0:16.37)
6	5	Paige	3:23.70	0:34.04	52.7 (400-200)	3:23.70	3:04.73 [7]	2:49.66 [5]	2:33.64 [5]	2:17.73 [5]	2:00.85 [6]	1:44.74 [7]	1:29.37 [7]
	(3)	S J Tomlinson	5.1L (+5)	0:43.01	400-200 (0:13.90)	(0:18.97)	(0:15.07)	(0:16.01)	(0:15.91)	(0:16.88)	(0:16.12)	(0:15.37)	(0:16.38)
7	11	Makaku	3:24.20	0:34.98	51.2 (400-200)	3:24.20	3:04.82 [8]	2:49.21 [7]	2:33.43 [7]	2:17.87 [7]	2:01.39 [5]	1:45.62 [4]	1:30.45 [4]
	(U1)	B T Hope	8.0L (+23)	0:44.55	400-200 (0:14.54)	(0:19.38)	(0:15.60)	(0:15.78)	(0:15.56)	(0:16.47)	(0:15.78)	(0:15.16)	(0:16.04)
8	9	One El	3:24.44	0:35.81	51.5 (400-200)	3:24.44	3:04.19 [10]	2:48.63 [10]	2:32.93 [9]	2:17.41 [9]	2:00.90 [9]	1:45.12 [8]	1:29.95 [8]
	(2)	R T May	9.4L (+27)	0:44.12	400-200 (0:14.38)	(0:20.25)	(0:15.56)	(0:15.70)	(0:15.52)	(0:16.52)	(0:15.78)	(0:15.17)	(0:15.97)
9	12	Rachmaninov	3:24.69	0:34.05	52.0 (400-200)	3:24.69	3:06.08 [6]	2:50.64 [5]	2:34.28 [6]	2:18.36 [6]	2:01.48 [8]	1:45.36 [9]	1:30.04 [9]
	(U2)	R D Close	10.8L (+13)	0:43.75	400-200 (0:14.05)	(0:18.61)	(0:15.44)	(0:16.37)	(0:15.91)	(0:16.89)	(0:16.12)	(0:15.32)	(0:16.45)
10	8	Prestigious	3:28.36	0:35.46	51.9 (400-200)	3:28.36	3:08.49 [9]	2:52.90 [9]	2:37.22 [8]	2:21.70 [8]	2:05.17 [7]	1:49.40 [6]	1:34.25 [6]
	(1)	K A Butt	31.8L (+31)	0:48.39	800-600 (0:14.66)	(0:19.87)	(0:15.59)	(0:15.68)	(0:15.52)	(0:16.53)	(0:15.77)	(0:15.15)	(0:16.04)

Scratched: Lauzelle (#7)

Report Created: Fri 17 April 2026

(Note: Races are conducted over an approximate distance as close as possible to the advertised distance, and recorded data may vary accordingly. Official times refer to race times only and do not include handicap times.)

[] Position in running at each section and finish TAB# Saddle cloth number

Fastest split

-:--:-- No data available at this section

BAR# Barrier/Gate Position

Fastest section

NA No data available

DNF Did not finish

DNT Did not track

DT-W Distance travelled compared to winner in metres



NZ Metropolitan Trotting Club Inc Harness
 Race 6: EXPERIENCE THE THRILL AT ADDINGTON HANDICAP TROT - 2600m
 17 April 2026 - 7:40PM



Weather: Fine

Field Times (Race Tempo) 3:22.80 (0:17.16) 3:05.65 (0:15.41) 2:50.24 (0:16.05) 2:34.19 (0:15.98) 2:18.20 (0:16.84) 2:01.36 (0:16.18) 1:45.19 (0:15.46) 1:29.73 (0:16.33)

Rank	TAB#	Horse	Overall Time	First 400m	Top Speed km/h (Section)	L2600	L2400	L2200	L2000	L1800	L1600	L1400	L1200
	(BAR#)	Driver	Margin (DT-W)	Last 600m	Fastest Section (Time)	Start - 2400	2400 - 2200	2200 - 2000	2000 - 1800	1800 - 1600	1600 - 1400	1400 - 1200	1200 - 1000
11	10	Lil Whip	3:35.72	0:37.44	48.1 (2400-2200)	3:35.72	3:15.33 [11]	2:58.28 [11]	2:38.94 [11]	2:22.99 [11]	2:06.62 [11]	1:50.52 [11]	1:34.99 [11]
	(3)	S J Ottley	73.8L (+11)	0:47.65	1400-1200 (0:15.54)	(0:20.39)	(0:17.05)	(0:19.34)	(0:15.96)	(0:16.37)	(0:16.09)	(0:15.54)	(0:15.83)

Scratched: Lauzelle (#7)

Report Created: Fri 17 April 2026

(Note: Races are conducted over an approximate distance as close as possible to the advertised distance, and recorded data may vary accordingly. Official times refer to race times only and do not include handicap times.)

[] Position in running at each section and finish TAB# Saddle cloth number

-:--:-- No data available at this section

NA No data available

DNT Did not track

BAR# Barrier/Gate Position

DNF Did not finish

DT-W Distance travelled compared to winner in metres

Fastest split

Fastest section



NZ Metropolitan Trotting Club Inc Harness

Race 6: EXPERIENCE THE THRILL AT ADDINGTON HANDICAP TROT - 2600m

17 April 2026 - 7:40PM

Weather: Fine



Field Times	1:13.39	0:58.06	0:43.35	0:28.57	0:14.59
(Race Tempo)	(0:15.33)	(0:14.71)	(0:14.79)	(0:13.98)	(0:14.59)

Rank	TAB#	Horse	Overall Time	First 400m	Top Speed km/h (Section)	L1000	L800	L600	L400	L200			
	(BAR#)	Driver	Margin (DT-W)	Last 600m	Fastest Section (Time)	1000 - 800	800 - 600	600 - 400	400 - 200	200 - Finish			
1	1	Kawatiri Trev	3:22.80	0:32.57	52.3 (400-200)	1:13.40 [1]	0:58.06 [1]	0:43.35 [1]	0:28.57 [1]	0:14.59 [1]			
	(1)	R J Butt		0:43.36	400-200 (0:13.98)	(0:15.33)	(0:14.71)	0:14.79	(0:13.98)	(0:14.59)			
2	2	Tu Tangata	3:22.80	0:32.96	52.1 (200-0)	1:13.07 [2]	0:57.75 [3]	0:43.04 [3]	0:28.24 [3]	0:14.19 [2]			
	(2)	P C Nairn	0.0L (+3)	0:43.04	400-200 (0:14.05)	(0:15.32)	(0:14.71)	(0:14.80)	(0:14.05)	(0:14.19)			
3	4	Millie Let Loose	3:23.30	0:33.31	52.7 (200-0)	1:13.23 [4]	0:57.94 [5]	0:43.22 [5]	0:28.42 [5]	0:14.45 [3]			
	(2)	J C Morrison	2.8L (+2)	0:43.22	400-200 (0:13.97)	(0:15.29)	(0:14.72)	(0:14.80)	(0:13.97)	(0:14.45)			
4	6	Tetrick(AUS)	3:23.49	0:35.29	53.5 (400-200)	1:12.70 [9]	0:57.57 [8]	0:42.87 [8]	0:27.94 [9]	0:13.85 [8]			
	(U1)	C J Dalgety	3.9L (+28)	0:42.87	200-0 (0:13.85)	(0:15.13)	(0:14.70)	(0:14.93)	(0:14.09)	(0:13.85)			
5	3	Almighty	3:23.63	0:33.66	52.0 (400-200)	1:13.22 [6]	0:57.93 [7]	0:43.24 [7]	0:28.41 [6]	0:14.28 [5]			
	(1)	J W Cox	4.7L (+4)	0:43.24	400-200 (0:14.13)	(0:15.29)	(0:14.69)	(0:14.83)	(0:14.13)	(0:14.28)			
6	5	Paige	3:23.70	0:34.04	52.7 (400-200)	1:12.98 [8]	0:57.68 [9]	0:43.01 [9]	0:28.16 [8]	0:14.26 [6]			
	(3)	S J Tomlinson	5.1L (+5)	0:43.01	400-200 (0:13.90)	(0:15.31)	0:14.66	(0:14.85)	0:13.90	(0:14.26)			
7	11	Makaku	3:24.20	0:34.98	51.2 (400-200)	1:14.41 [3]	0:59.24 [2]	0:44.56 [2]	0:29.69 [2]	0:15.15 [4]			
	(U1)	B T Hope	8.0L (+23)	0:44.55	400-200 (0:14.54)	(0:15.17)	(0:14.69)	(0:14.86)	(0:14.54)	(0:15.15)			
8	9	One El	3:24.44	0:35.81	51.5 (400-200)	1:13.98 [7]	0:58.81 [6]	0:44.12 [6]	0:29.19 [7]	0:14.81 [7]			
	(2)	R T May	9.4L (+27)	0:44.12	400-200 (0:14.38)	(0:15.17)	(0:14.68)	(0:14.93)	(0:14.38)	(0:14.81)			
9	12	Rachmaninov	3:24.69	0:34.05	52.0 (400-200)	1:13.58 [10]	0:58.44 [10]	0:43.76 [10]	0:28.78 [10]	0:14.73 [9]			
	(U2)	R D Close	10.8L (+13)	0:43.75	400-200 (0:14.05)	(0:15.14)	(0:14.69)	(0:14.97)	(0:14.05)	(0:14.73)			
10	8	Prestigious	3:28.36	0:35.46	51.9 (400-200)	1:18.22 [5]	1:03.06 [4]	0:48.40 [4]	0:33.54 [4]	0:17.38 [10]			
	(1)	K A Butt	31.8L (+31)	0:48.39	800-600 (0:14.66)	(0:15.15)	0:14.66	(0:14.86)	(0:16.15)	(0:17.38)			

Scratched: Lauzelle (#7)

Report Created: Fri 17 April 2026

(Note: Races are conducted over an approximate distance as close as possible to the advertised distance, and recorded data may vary accordingly. Official times refer to race times only and do not include handicap times.)

[] Position in running at each section and finish TAB# Saddle cloth number

-:--:-- No data available at this section

NA No data available

DNT Did not track

BAR# Barrier/Gate Position

DNF Did not finish

DT-W Distance travelled compared to winner in metres

Fastest split

Fastest section



NZ Metropolitan Trotting Club Inc Harness
 Race 6: EXPERIENCE THE THRILL AT ADDINGTON HANDICAP TROT - 2600m
 17 April 2026 - 7:40PM



Weather: Fine

Field Times 1:13.39 0:58.06 0:43.35 0:28.57 0:14.59
 (Race Tempo) (0:15.33) (0:14.71) (0:14.79) (0:13.98) (0:14.59)

Rank	TAB#	Horse	Overall Time	First 400m	Top Speed km/h (Section)	L1000	L800	L600	L400	L200			
	(BAR#)	Driver	Margin (DT-W)	Last 600m	Fastest Section (Time)	1000 - 800	800 - 600	600 - 400	400 - 200	200 - Finish			
11	10	Lil Whip	3:35.72	0:37.44	48.1 (2400-2200)	1:19.16 [11]	1:03.20 [11]	0:47.64 [11]	0:31.56 [11]	0:15.64 [11]			
	(3)	S J Ottley	73.8L (+11)	0:47.65	1400-1200 (0:15.54)	(0:15.96)	(0:15.56)	(0:16.08)	(0:15.93)	(0:15.64)			

Scratched: Lauzelle (#7)

Report Created: Fri 17 April 2026

(Note: Races are conducted over an approximate distance as close as possible to the advertised distance, and recorded data may vary accordingly. Official times refer to race times only and do not include handicap times.)

[] Position in running at each section and finish TAB# Saddle cloth number

-:--:-- No data available at this section

NA No data available

DNT Did not track

BAR# Barrier/Gate Position

DNF Did not finish

DT-W Distance travelled compared to winner in metres

Fastest split

Fastest section

Horse/Jockey Name	Kawatiri Trev/R J Butt
Finish Rank	1
Fastest Section Time (Section)	0:13.98 (400-200)
Top Speed [km/h] (Section)	52.3 (400-200)
Race State	Finished



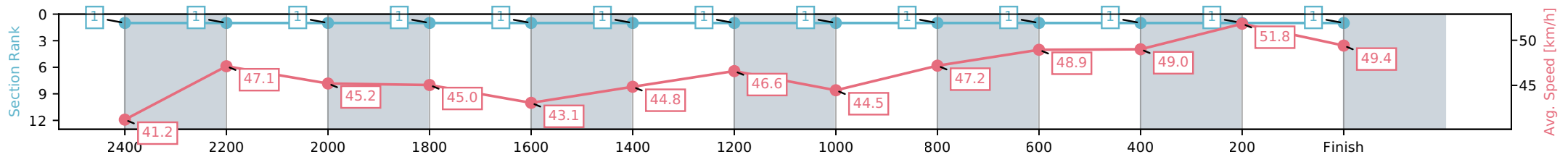
NZ Metropolitan Trotting Club Inc Harness
 Race 6: EXPERIENCE THE THRILL AT ADDINGTON
 HANDICAP TROT - 2600m



17 April 2026 - 7:40PM

Weather: Fine

Section	L2600	L2400	L2200	L2000	L1800	L1600	L1400	L1200	L1000	L800	L600	L400	L200
Section Times	3:22.80 (0:17.16)	3:05.64 [1] (0:15.41)	2:50.24 [1] (0:16.05)	2:34.19 [1] (0:15.98)	2:18.20 [1] (0:16.84)	2:01.36 [1] (0:16.18)	1:45.18 [1] (0:15.46)	1:29.73 [1] (0:16.33)	1:13.40 [1] (0:15.33)	0:58.06 [1] (0:14.71)	0:43.35 [1] (0:14.79)	0:28.57 [1] (0:13.98)	0:14.59 [1] (0:14.59)
Average Speed [km/h]	41.2	47.1	45.2	45.0	43.1	44.8	46.6	44.5	47.2	48.9	49.0	51.8	49.4
Top Speed [km/h]	48.2	48.5	47.2	45.5	44.3	46.2	47.0	46.3	49.1	49.5	51.3	52.3	51.3
Avg. Dist. to Rail [m]	2.5	1.2	1.1	1.2	1.3	1.2	3.5	1.0	0.8	1.1	1.0	1.2	3.5



- [] Ranking at each section and finish
- :-:- No data available at this section
- NA No data available

Horse/Jockey Name	Tu Tangata/P C Nairn
Finish Rank	2
Fastest Section Time (Section)	0:14.05 (400-200)
Top Speed [km/h] (Section)	52.1 (200-0)
Race State	Finished



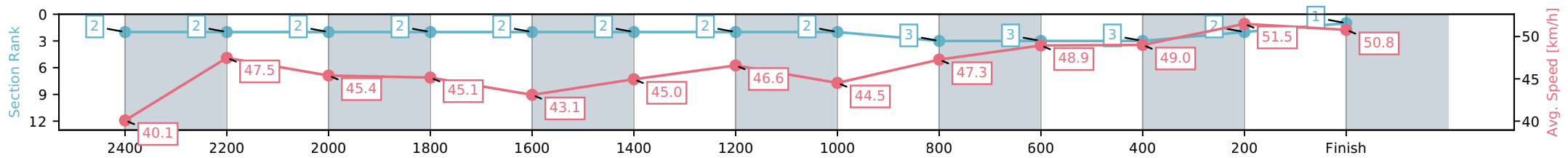
NZ Metropolitan Trotting Club Inc Harness
 Race 6: EXPERIENCE THE THRILL AT ADDINGTON
 HANDICAP TROT - 2600m



17 April 2026 - 7:40PM

Weather: Fine

Section	L2600	L2400	L2200	L2000	L1800	L1600	L1400	L1200	L1000	L800	L600	L400	L200
Section Times	3:22.80 (0:17.62)	3:05.18 [2] (0:15.34)	2:49.84 [2] (0:16.03)	2:33.82 [2] (0:15.94)	2:17.87 [2] (0:16.86)	2:01.02 [2] (0:16.16)	1:44.86 [2] (0:15.46)	1:29.40 [2] (0:16.34)	1:13.07 [3] (0:15.32)	0:57.75 [3] (0:14.71)	0:43.04 [3] (0:14.80)	0:28.24 [2] (0:14.05)	0:14.19 [1] (0:14.19)
Average Speed [km/h]	40.1	47.5	45.4	45.1	43.1	45.0	46.6	44.5	47.3	48.9	49.0	51.5	50.8
Top Speed [km/h]	48.5	48.9	47.6	45.8	44.2	46.3	47.1	46.3	49.2	49.5	51.1	51.9	52.1
Avg. Dist. to Rail [m]	3.9	1.6	1.4	1.6	1.6	1.4	3.8	1.2	0.9	1.2	1.2	0.9	2.1



- [] Ranking at each section and finish
- :-:- No data available at this section
- NA No data available

Horse/Jockey Name	Millie Let Loose/J C Morrison
Finish Rank	3
Fastest Section Time (Section)	0:13.97 (400-200)
Top Speed [km/h] (Section)	52.7 (200-0)
Race State	Finished



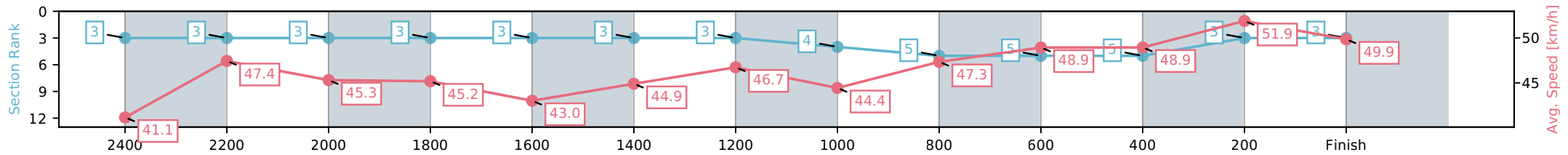
NZ Metropolitan Trotting Club Inc Harness
 Race 6: EXPERIENCE THE THRILL AT ADDINGTON
 HANDICAP TROT - 2600m



17 April 2026 - 7:40PM

Weather: Fine

Section	L2600	L2400	L2200	L2000	L1800	L1600	L1400	L1200	L1000	L800	L600	L400	L200
Section Times	3:23.30 (0:17.96)	3:05.34 [3] (0:15.35)	2:49.99 [3] (0:16.03)	2:33.96 [3] (0:15.94)	2:18.02 [3] (0:16.86)	2:01.16 [3] (0:16.17)	1:44.99 [3] (0:15.41)	1:29.58 [4] (0:16.35)	1:13.23 [5] (0:15.29)	0:57.94 [5] (0:14.72)	0:43.22 [5] (0:14.80)	0:28.42 [3] (0:13.97)	0:14.45 [3] (0:14.45)
Average Speed [km/h]	41.1	47.4	45.3	45.2	43.0	44.9	46.7	44.4	47.3	48.9	48.9	51.9	49.9
Top Speed [km/h]	48.7	48.8	48.0	45.8	44.4	46.5	47.1	46.1	49.7	49.7	51.1	52.6	52.7
Avg. Dist. to Rail [m]	3.6	1.6	1.5	1.9	1.4	1.4	4.2	1.2	0.9	1.4	1.1	1.4	4.6



- [] Ranking at each section and finish
- :-:- No data available at this section
- NA No data available

Horse/Jockey Name	Tetrick(AUS)/C J Dalgety
Finish Rank	4
Fastest Section Time (Section)	0:13.85 (200-0)
Top Speed [km/h] (Section)	53.5 (400-200)
Race State	Finished



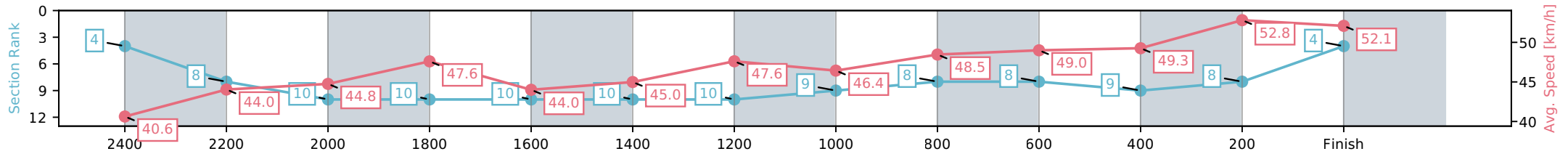
NZ Metropolitan Trotting Club Inc Harness
 Race 6: EXPERIENCE THE THRILL AT ADDINGTON
 HANDICAP TROT - 2600m



17 April 2026 - 7:40PM

Weather: Fine

Section	L2600	L2400	L2200	L2000	L1800	L1600	L1400	L1200	L1000	L800	L600	L400	L200
Section Times	3:23.49 (0:18.25)	3:05.24 [8] (0:17.04)	2:48.20 [10] (0:16.63)	2:31.57 [10] (0:15.13)	2:16.44 [10] (0:16.51)	1:59.93 [10] (0:16.17)	1:43.76 [10] (0:15.12)	1:28.64 [9] (0:15.94)	1:12.70 [8] (0:15.13)	0:57.57 [8] (0:14.70)	0:42.87 [9] (0:14.93)	0:27.94 [8] (0:14.09)	0:13.85 [4] (0:13.85)
Average Speed [km/h]	40.6	44.0	44.8	47.6	44.0	45.0	47.6	46.4	48.5	49.0	49.3	52.8	52.1
Top Speed [km/h]	50.0	49.8	47.0	48.1	47.0	47.5	48.4	47.4	50.2	50.2	52.3	53.5	52.6
Avg. Dist. to Rail [m]	9.8	5.2	4.8	1.6	1.6	1.7	6.0	3.3	2.7	3.0	3.0	5.2	8.5



- [] Ranking at each section and finish
- :-:- No data available at this section
- NA No data available

Horse/Jockey Name	Almighty/J W Cox
Finish Rank	5
Fastest Section Time (Section)	0:14.13 (400-200)
Top Speed [km/h] (Section)	52.0 (400-200)
Race State	Finished



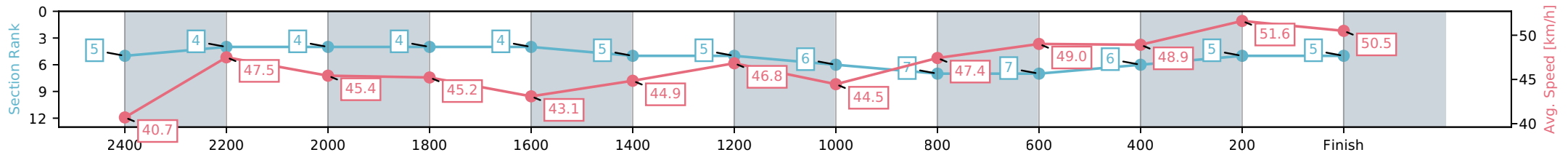
NZ Metropolitan Trotting Club Inc Harness
 Race 6: EXPERIENCE THE THRILL AT ADDINGTON
 HANDICAP TROT - 2600m



17 April 2026 - 7:40PM

Weather: Fine

Section	L2600	L2400	L2200	L2000	L1800	L1600	L1400	L1200	L1000	L800	L600	L400	L200
Section Times	3:23.63 (0:18.32)	3:05.31 [4] (0:15.34)	2:49.97 [4] (0:16.03)	2:33.94 [4] (0:15.92)	2:18.02 [4] (0:16.86)	2:01.16 [5] (0:16.19)	1:44.98 [5] (0:15.38)	1:29.60 [6] (0:16.37)	1:13.22 [7] (0:15.29)	0:57.93 [7] (0:14.69)	0:43.24 [6] (0:14.83)	0:28.41 [5] (0:14.13)	0:14.28 [5] (0:14.28)
Average Speed [km/h]	40.7	47.5	45.4	45.2	43.1	44.9	46.8	44.5	47.4	49.0	48.9	51.6	50.5
Top Speed [km/h]	49.8	49.4	47.7	45.9	44.4	46.9	47.4	45.9	49.9	49.9	51.0	52.0	51.2
Avg. Dist. to Rail [m]	2.5	1.6	1.7	2.1	1.7	1.3	4.0	1.4	1.1	1.5	1.3	2.5	6.7



- [] Ranking at each section and finish
- :-:- No data available at this section
- NA No data available

Horse/Jockey Name	Paige/S J Tomlinson
Finish Rank	6
Fastest Section Time (Section)	0:13.90 (400-200)
Top Speed [km/h] (Section)	52.7 (400-200)
Race State	Finished



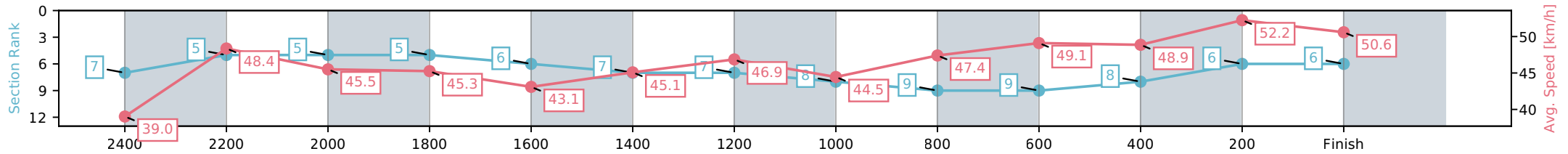
NZ Metropolitan Trotting Club Inc Harness
 Race 6: EXPERIENCE THE THRILL AT ADDINGTON
 HANDICAP TROT - 2600m



17 April 2026 - 7:40PM

Weather: Fine

Section	L2600	L2400	L2200	L2000	L1800	L1600	L1400	L1200	L1000	L800	L600	L400	L200
Section Times	3:23.70 (0:18.97)	3:04.73 [5] (0:15.07)	2:49.66 [5] (0:16.01)	2:33.64 [5] (0:15.91)	2:17.73 [6] (0:16.88)	2:00.85 [7] (0:16.12)	1:44.74 [7] (0:15.37)	1:29.37 [8] (0:16.38)	1:12.98 [9] (0:15.31)	0:57.68 [9] (0:14.66)	0:43.01 [8] (0:14.85)	0:28.16 [6] (0:13.90)	0:14.26 [6] (0:14.26)
Average Speed [km/h]	39.0	48.4	45.5	45.3	43.1	45.1	46.9	44.5	47.4	49.1	48.9	52.2	50.6
Top Speed [km/h]	49.3	49.6	47.6	46.0	44.6	47.2	47.5	46.0	50.0	50.2	51.0	52.7	52.5
Avg. Dist. to Rail [m]	5.3	1.7	1.8	2.2	1.8	1.5	4.1	1.5	1.2	1.4	1.3	1.4	2.7



- [] Ranking at each section and finish
- :-:- No data available at this section
- NA No data available

Horse/Jockey Name	Makaku/B T Hope
Finish Rank	7
Fastest Section Time (Section)	0:14.54 (400-200)
Top Speed [km/h] (Section)	51.2 (400-200)
Race State	Finished



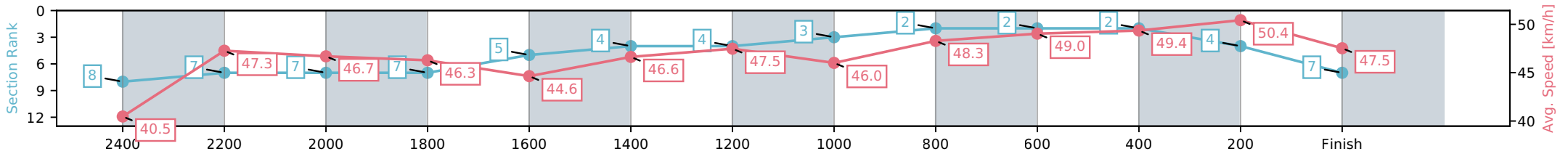
NZ Metropolitan Trotting Club Inc Harness
 Race 6: EXPERIENCE THE THRILL AT ADDINGTON
 HANDICAP TROT - 2600m



17 April 2026 - 7:40PM

Weather: Fine

Section	L2600	L2400	L2200	L2000	L1800	L1600	L1400	L1200	L1000	L800	L600	L400	L200
Section Times	3:24.20 (0:19.38)	3:04.82 [7] (0:15.60)	2:49.21 [7] (0:15.78)	2:33.43 [7] (0:15.56)	2:17.87 [5] (0:16.47)	2:01.39 [4] (0:15.78)	1:45.62 [4] (0:15.16)	1:30.45 [3] (0:16.04)	1:14.41 [2] (0:15.17)	0:59.24 [2] (0:14.69)	0:44.56 [2] (0:14.86)	0:29.69 [4] (0:14.54)	0:15.15 [7] (0:15.15)
Average Speed [km/h]	40.5	47.3	46.7	46.3	44.6	46.6	47.5	46.0	48.3	49.0	49.4	50.4	47.5
Top Speed [km/h]	48.7	48.9	49.7	47.2	45.4	47.7	47.8	47.4	49.5	49.5	50.9	51.2	49.1
Avg. Dist. to Rail [m]	9.7	3.3	3.2	3.8	3.5	3.0	5.7	3.0	2.4	2.8	2.7	3.0	4.8



[] Ranking at each section and finish
 -:-:- No data available at this section
 NA No data available

Horse/Jockey Name	One El/R T May
Finish Rank	8
Fastest Section Time (Section)	0:14.38 (400-200)
Top Speed [km/h] (Section)	51.5 (400-200)
Race State	Finished



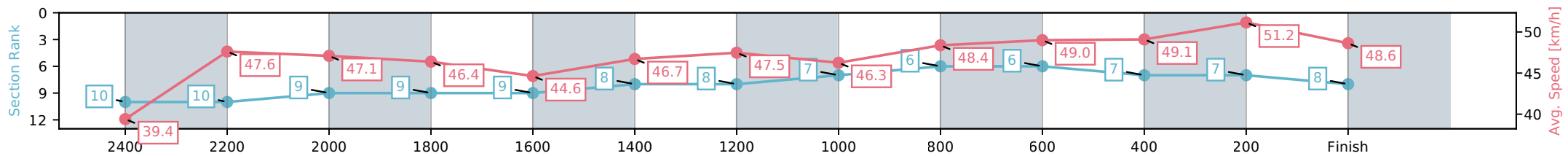
NZ Metropolitan Trotting Club Inc Harness
 Race 6: EXPERIENCE THE THRILL AT ADDINGTON
 HANDICAP TROT - 2600m



17 April 2026 - 7:40PM

Weather: Fine

Section	L2600	L2400	L2200	L2000	L1800	L1600	L1400	L1200	L1000	L800	L600	L400	L200
Section Times	3:24.44 (0:20.25)	3:04.19 [10] (0:15.56)	2:48.63 [9] (0:15.70)	2:32.93 [9] (0:15.52)	2:17.41 [9] (0:16.52)	2:00.90 [8] (0:15.78)	1:45.12 [8] (0:15.17)	1:29.95 [7] (0:15.97)	1:13.98 [6] (0:15.17)	0:58.81 [6] (0:14.68)	0:44.12 [7] (0:14.93)	0:29.19 [7] (0:14.38)	0:14.81 [8] (0:14.81)
Average Speed [km/h]	39.4	47.6	47.1	46.4	44.6	46.7	47.5	46.3	48.4	49.0	49.1	51.2	48.6
Top Speed [km/h]	48.0	49.0	49.3	47.5	45.8	47.8	47.9	48.0	49.8	49.9	51.2	51.5	51.2
Avg. Dist. to Rail [m]	8.0	3.9	3.7	4.3	3.9	3.3	6.1	3.3	2.7	3.1	2.6	3.4	3.6



- [] Ranking at each section and finish
- :-:- No data available at this section
- NA No data available

Horse/Jockey Name	Rachmaninov/R D Close
Finish Rank	9
Fastest Section Time (Section)	0:14.05 (400-200)
Top Speed [km/h] (Section)	52.0 (400-200)
Race State	Finished



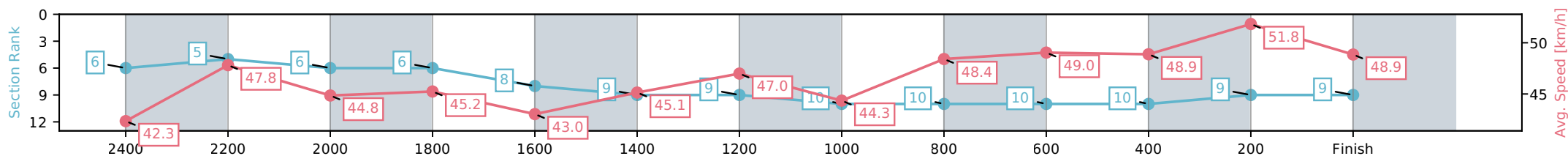
NZ Metropolitan Trotting Club Inc Harness
 Race 6: EXPERIENCE THE THRILL AT ADDINGTON
 HANDICAP TROT - 2600m



17 April 2026 - 7:40PM

Weather: Fine

Section	L2600	L2400	L2200	L2000	L1800	L1600	L1400	L1200	L1000	L800	L600	L400	L200
Section Times	3:24.69 (0:18.61)	3:06.08 [5] (0:15.44)	2:50.64 [6] (0:16.37)	2:34.28 [6] (0:15.91)	2:18.36 [8] (0:16.89)	2:01.48 [9] (0:16.12)	1:45.36 [9] (0:15.32)	1:30.04 [10] (0:16.45)	1:13.58 [10] (0:15.14)	0:58.44 [10] (0:14.69)	0:43.76 [10] (0:14.97)	0:28.78 [9] (0:14.05)	0:14.73 [9] (0:14.73)
Average Speed [km/h]	42.3	47.8	44.8	45.2	43.0	45.1	47.0	44.3	48.4	49.0	48.9	51.8	48.9
Top Speed [km/h]	50.4	50.3	46.9	46.2	44.3	47.4	47.6	46.3	50.6	50.6	51.1	52.0	51.1
Avg. Dist. to Rail [m]	11.0	3.3	2.9	2.2	1.7	1.6	4.1	1.8	2.5	3.1	2.5	1.9	2.3



- [] Ranking at each section and finish
- :-:- No data available at this section
- NA No data available

Horse/Jockey Name	Prestigious/K A Butt
Finish Rank	10
Fastest Section Time (Section)	0:14.66 (800-600)
Top Speed [km/h] (Section)	51.9 (400-200)
Race State	Finished



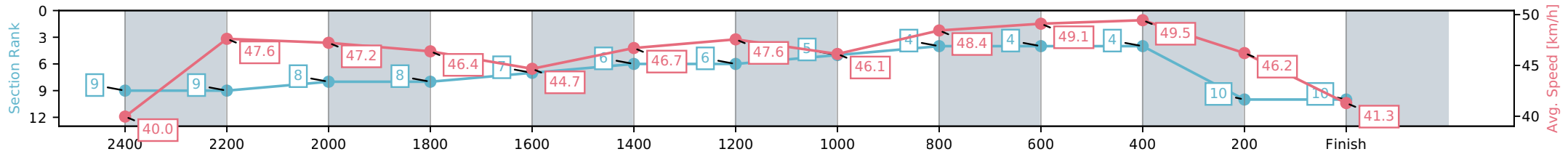
NZ Metropolitan Trotting Club Inc Harness
 Race 6: EXPERIENCE THE THRILL AT ADDINGTON
 HANDICAP TROT - 2600m



17 April 2026 - 7:40PM

Weather: Fine

Section	L2600	L2400	L2200	L2000	L1800	L1600	L1400	L1200	L1000	L800	L600	L400	L200
Section Times	3:28.36 (0:19.87)	3:08.49 [9] (0:15.59)	2:52.90 [8] (0:15.68)	2:37.22 [8] (0:15.52)	2:21.70 [7] (0:16.53)	2:05.17 [6] (0:15.77)	1:49.40 [6] (0:15.15)	1:34.25 [5] (0:16.04)	1:18.22 [4] (0:15.15)	1:03.06 [4] (0:14.66)	0:48.40 [4] (0:14.86)	0:33.54 [10] (0:16.15)	0:17.38 [10] (0:17.38)
Average Speed [km/h]	40.0	47.6	47.2	46.4	44.7	46.7	47.6	46.1	48.4	49.1	49.5	46.2	41.3
Top Speed [km/h]	48.3	48.9	50.0	47.3	45.7	48.0	48.0	47.4	49.6	49.8	51.2	51.9	43.2
Avg. Dist. to Rail [m]	6.8	4.1	3.9	4.3	3.9	3.3	6.1	3.3	2.8	3.2	3.0	7.0	11.7



[] Ranking at each section and finish
 -:-:- No data available at this section
 NA No data available

Horse/Jockey Name	Lil Whip/S J Ottley
Finish Rank	11
Fastest Section Time (Section)	0:15.54 (1400-1200)
Top Speed [km/h] (Section)	48.1 (2400-2200)
Race State	Finished



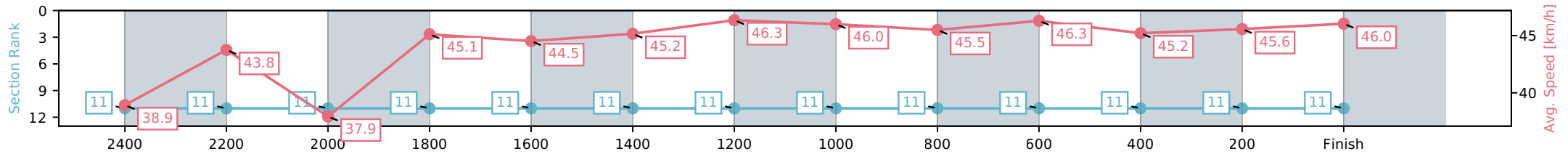
NZ Metropolitan Trotting Club Inc Harness
 Race 6: EXPERIENCE THE THRILL AT ADDINGTON
 HANDICAP TROT - 2600m



17 April 2026 - 7:40PM

Weather: Fine

Section	L2600	L2400	L2200	L2000	L1800	L1600	L1400	L1200	L1000	L800	L600	L400	L200
Section Times	3:35.72 (0:20.39)	3:15.33 [11] (0:17.05)	2:58.28 [11] (0:19.34)	2:38.94 [11] (0:15.96)	2:22.99 [11] (0:16.37)	2:06.62 [11] (0:16.09)	1:50.52 [11] (0:15.54)	1:34.99 [11] (0:15.83)	1:19.16 [11] (0:15.96)	1:03.20 [11] (0:15.56)	0:47.64 [11] (0:16.08)	0:31.56 [11] (0:15.93)	0:15.64 [11] (0:15.64)
Average Speed [km/h]	38.9	43.8	37.9	45.1	44.5	45.2	46.3	46.0	45.5	46.3	45.2	45.6	46.0
Top Speed [km/h]	45.6	48.1	44.8	45.7	44.9	45.8	47.0	46.9	46.1	46.5	45.6	45.8	46.8
Avg. Dist. to Rail [m]	10.1	4.7	3.6	3.0	2.5	1.5	4.9	1.5	1.5	2.2	1.8	1.4	4.2



- [] Ranking at section and finish
- :-:- No data available at this section
- NA No data available