



NZ Metropolitan Trotting Club Inc Harness

Race 8: FUTURE WEALTH SIRES STAKES AGED TROTTERS CLASSIC (HCP TROT) (Listed) - 2600m

17 April 2026 - 8:38PM



Weather: Fine

Field Times	3:19.18	3:02.42	2:47.55	2:32.17	2:17.25	2:00.17	1:43.54	1:28.30
(Race Tempo)	(0:16.76)	(0:14.86)	(0:15.38)	(0:14.91)	(0:17.09)	(0:16.63)	(0:15.24)	(0:14.96)

Rank	TAB#	Horse	Overall Time	First 400m	Top Speed km/h (Section)	L2600	L2400	L2200	L2000	L1800	L1600	L1400	L1200
	(BAR#)	Driver	Margin (DT-W)	Last 600m	Fastest Section (Time)	Start - 2400	2400 - 2200	2200 - 2000	2000 - 1800	1800 - 1600	1600 - 1400	1400 - 1200	1200 - 1000
1	5	Donna's Boy	3:19.18	0:31.62	53.1 (400-200)	3:19.18	3:02.42 [1]	2:47.55 [1]	2:32.17 [1]	2:16.91 [2]	1:59.84 [2]	1:43.23 [2]	1:28.01 [2]
	(5)	R J Butt		0:42.89	200-0 (0:13.99)	(0:16.76)	(0:14.86)	(0:15.38)	(0:15.26)	(0:17.07)	(0:16.60)	(0:15.22)	(0:14.97)
2	9	One Over Da Line	3:19.25	0:32.39	52.2 (200-0)	3:19.25	3:01.76 [6]	2:46.86 [4]	2:31.97 [2]	2:17.32 [1]	2:00.24 [1]	1:43.61 [1]	1:28.37 [1]
	(2)	T M Williams	0.0L (+5)	0:43.26	200-0 (0:14.26)	(0:17.49)	(0:14.90)	(0:14.89)	(0:14.64)	(0:17.09)	(0:16.63)	(0:15.24)	(0:14.96)
3	2	He's My Creation	3:19.52	0:31.94	53.1 (200-0)	3:19.52	3:02.70 [2]	2:47.58 [2]	2:32.19 [3]	2:16.92 [3]	1:59.83 [3]	1:43.27 [4]	1:28.01 [5]
	(2)	S J Thornley	2.0L (-4)	0:42.92	200-0 (0:13.98)	(0:16.82)	(0:15.12)	(0:15.39)	(0:15.28)	(0:17.08)	(0:16.56)	(0:15.26)	(0:14.94)
4	1	Luvavici	3:19.71	0:32.27	54.2 (200-0)	3:19.71	3:02.35 [4]	2:47.44 [3]	2:32.04 [4]	2:16.77 [4]	1:59.70 [5]	1:43.14 [7]	1:27.88 [7]
	(1)	S L Whatuira	3.0L (+3)	0:42.79	200-0 (0:13.73)	(0:17.36)	(0:14.91)	(0:15.39)	(0:15.27)	(0:17.07)	(0:16.56)	(0:15.26)	(0:14.92)
5	13	Nellie Doyle	3:20.21	0:34.35	51.8 (1400-1200)	3:20.21	3:01.19 [12]	2:45.86 [11]	2:30.08 [11]	2:15.45 [11]	1:58.70 [11]	1:43.12 [11]	1:28.99 [3]
	(1)	B N Orange	5.9L (+21)	0:43.92	1400-1200 (0:14.13)	(0:19.02)	(0:15.33)	(0:15.78)	(0:14.63)	(0:16.75)	(0:15.58)	(0:14.13)	(0:15.06)
6	10	Rock Lobster	3:20.47	0:34.69	54.6 (400-200)	3:20.47	3:01.14 [13]	2:45.79 [12]	2:30.00 [12]	2:15.33 [12]	1:58.64 [12]	1:43.09 [12]	1:27.85 [11]
	(U1)	John R Dunn	7.4L (+23)	0:42.58	400-200 (0:13.87)	(0:19.33)	(0:15.36)	(0:15.78)	(0:14.67)	(0:16.70)	(0:15.55)	(0:15.24)	(0:15.28)
7	8	Princess Sadie	3:20.77	0:33.35	51.5 (400-200)	3:20.77	3:02.65 [8]	2:47.42 [8]	2:31.69 [8]	2:17.06 [8]	2:00.31 [8]	1:44.34 [5]	1:29.41 [4]
	(1)	M J Williamson	9.1L (+18)	0:44.18	800-600 (0:14.62)	(0:18.12)	(0:15.23)	(0:15.73)	(0:14.63)	(0:16.75)	(0:15.97)	(0:14.93)	(0:15.23)
8	3	Practical Magic	3:20.91	0:32.66	51.0 (400-200)	3:20.91	3:03.11 [7]	2:48.25 [6]	2:32.87 [6]	2:17.64 [6]	2:00.54 [7]	1:44.01 [10]	1:28.75 [9]
	(3)	N P Williamson	9.9L (-5)	0:43.63	400-200 (0:14.35)	(0:17.80)	(0:14.86)	(0:15.38)	(0:15.23)	(0:17.10)	(0:16.53)	(0:15.27)	(0:14.88)
9	7	Freya	3:21.00	0:35.04	53.7 (600-400)	3:21.00	3:02.28 [11]	2:45.96 [13]	2:30.20 [13]	2:15.49 [13]	1:58.84 [13]	1:43.26 [13]	1:28.05 [12]
	(U1)	B T Hope	10.5L (+32)	0:42.79	400-200 (0:14.17)	(0:18.72)	(0:16.32)	(0:15.76)	(0:14.71)	(0:16.65)	(0:15.58)	(0:15.22)	(0:15.27)
10	12	Franco Josiah	3:21.12	0:33.67	51.7 (200-0)	3:21.12	3:02.75 [9]	2:47.45 [9]	2:31.69 [9]	2:17.09 [9]	2:00.31 [9]	1:44.25 [9]	1:28.82 [10]
	(U3)	J C Morrison	11.1L (+12)	0:43.55	400-200 (0:14.32)	(0:18.37)	(0:15.30)	(0:15.76)	(0:14.60)	(0:16.78)	(0:16.06)	(0:15.43)	(0:15.27)

Report Created: Fri 17 April 2026

(Note: Races are conducted over an approximate distance as close as possible to the advertised distance, and recorded data may vary accordingly. Official times refer to race times only and do not include handicap times.)

[] Position in running at each section and finish TAB# Saddle cloth number

[] Fastest split

-:--:-- No data available at this section

BAR# Barrier/Gate Position

■ Fastest section

NA No data available

DNF Did not finish

DNT Did not track

DT-W Distance travelled compared to winner in metres



NZ Metropolitan Trotting Club Inc Harness

Race 8: FUTURE WEALTH SIRES STAKES AGED TROTTERS CLASSIC (HCP TROT) (Listed) - 2600m

17 April 2026 - 8:38PM

Weather: Fine



Field Times	3:19.18	3:02.42	2:47.55	2:32.17	2:17.25	2:00.17	1:43.54	1:28.30
(Race Tempo)	(0:16.76)	(0:14.86)	(0:15.38)	(0:14.91)	(0:17.09)	(0:16.63)	(0:15.24)	(0:14.96)

Rank	TAB#	Horse	Overall Time	First 400m	Top Speed km/h (Section)	L2600	L2400	L2200	L2000	L1800	L1600	L1400	L1200
	(BAR#)	Driver	Margin (DT-W)	Last 600m	Fastest Section (Time)	Start - 2400	2400 - 2200	2200 - 2000	2000 - 1800	1800 - 1600	1600 - 1400	1400 - 1200	1200 - 1000
11	6	What The Bell	3:22.53	0:32.60	50.0 (400-200)	3:22.53	3:05.36 [3]	2:49.93 [5]	2:34.52 [5]	2:19.53 [5]	2:02.76 [4]	1:46.32 [3]	1:30.85 [6]
	(6)	S J Ottley	19.2L (+21)	0:45.58	800-600 (0:14.61)	(0:17.17)	(0:15.43)	(0:15.42)	(0:14.99)	(0:16.76)	(0:16.44)	(0:15.47)	(0:15.26)
12	4	George Eliot	3:24.93	0:32.92	50.4 (2000-1800)	3:24.93	3:07.47 [5]	2:52.00 [7]	2:36.42 [7]	2:21.58 [7]	2:04.82 [6]	1:48.38 [6]	1:32.94 [8]
	(4)	R D Close	32.9L (+15)	0:47.66	800-600 (0:14.62)	(0:17.46)	(0:15.46)	(0:15.58)	(0:14.83)	(0:16.77)	(0:16.44)	(0:15.44)	(0:15.26)
13	11	Dream Of You	3:26.31	0:34.00	51.3 (2000-1800)	3:26.31	3:07.63 [10]	2:52.31 [10]	2:36.54 [10]	2:21.96 [10]	2:05.16 [10]	1:49.55 [8]	1:31.40 [13]
	(U2)	R D Holmes	40.8L (+13)	0:46.07	800-600 (0:14.55)	(0:18.68)	(0:15.32)	(0:15.78)	(0:14.58)	(0:16.79)	(0:15.62)	(0:18.15)	(0:15.83)

Report Created: Fri 17 April 2026

(Note: Races are conducted over an approximate distance as close as possible to the advertised distance, and recorded data may vary accordingly. Official times refer to race times only and do not include handicap times.)

[] Position in running at each section and finish TAB# Saddle cloth number

-:--:-- No data available at this section

NA No data available

DNT Did not track

BAR# Barrier/Gate Position

DNF Did not finish

DT-W Distance travelled compared to winner in metres

Fastest split

Fastest section



NZ Metropolitan Trotting Club Inc Harness

Race 8: FUTURE WEALTH SIRES STAKES AGED TROTTERS CLASSIC (HCP TROT) (Listed) - 2600m

17 April 2026 - 8:38PM



Weather: Fine

Field Times	1:13.34	0:57.98	0:43.19	0:28.55	0:14.19
(Race Tempo)	(0:15.36)	(0:14.79)	(0:14.63)	(0:14.37)	(0:14.19)

Rank	TAB#	Horse	Overall Time	First 400m	Top Speed km/h (Section)	L1000	L800	L600	L400	L200			
	(BAR#)	Driver	Margin (DT-W)	Last 600m	Fastest Section (Time)	1000 - 800	800 - 600	600 - 400	400 - 200	200 - Finish			
1	5	Donna's Boy	3:19.18	0:31.62	53.1 (400-200)	1:13.04 [2]	0:57.68 [2]	0:42.90 [2]	0:28.26 [2]	0:13.99 [2]			
	(5)	R J Butt		0:42.89	200-0 (0:13.99)	(0:15.36)	(0:14.78)	(0:14.64)	(0:14.26)	(0:13.99)			
2	9	One Over Da Line	3:19.25	0:32.39	52.2 (200-0)	1:13.41 [1]	0:58.05 [1]	0:43.26 [1]	0:28.62 [1]	0:14.26 [1]			
	(2)	T M Williams	0.0L (+5)	0:43.26	200-0 (0:14.26)	(0:15.36)	(0:14.79)	(0:14.63)	(0:14.37)	(0:14.26)			
3	2	He's My Creation	3:19.52	0:31.94	53.1 (200-0)	1:13.07 [4]	0:57.72 [4]	0:42.93 [5]	0:28.22 [4]	0:13.98 [3]			
	(2)	S J Thornley	2.0L (-4)	0:42.92	200-0 (0:13.98)	(0:15.36)	(0:14.79)	(0:14.70)	(0:14.24)	(0:13.98)			
4	1	Luvavici	3:19.71	0:32.27	54.2 (200-0)	1:12.97 [6]	0:57.59 [6]	0:42.79 [6]	0:27.97 [6]	0:13.73 [5]			
	(1)	S L Whatuira	3.0L (+3)	0:42.79	200-0 (0:13.73)	(0:15.38)	(0:14.80)	(0:14.83)	(0:14.23)	(0:13.73)			
5	13	Nellie Doyle	3:20.21	0:34.35	51.8 (1400-1200)	1:13.93 [3]	0:58.57 [3]	0:43.93 [3]	0:29.06 [3]	0:14.51 [4]			
	(1)	B N Orange	5.9L (+21)	0:43.92	1400-1200 (0:14.13)	(0:15.36)	(0:14.64)	(0:14.86)	(0:14.55)	(0:14.51)			
6	10	Rock Lobster	3:20.47	0:34.69	54.6 (400-200)	1:12.57 [11]	0:57.14 [11]	0:42.58 [11]	0:28.02 [11]	0:14.15 [8]			
	(U1)	John R Dunn	7.4L (+23)	0:42.58	400-200 (0:13.87)	(0:15.43)	(0:14.56)	(0:14.56)	(0:13.87)	(0:14.15)			
7	8	Princess Sadie	3:20.77	0:33.35	51.5 (400-200)	1:14.18 [5]	0:58.80 [5]	0:44.18 [4]	0:29.32 [5]	0:14.69 [6]			
	(1)	M J Williamson	9.1L (+18)	0:44.18	800-600 (0:14.62)	(0:15.38)	(0:14.62)	(0:14.86)	(0:14.63)	(0:14.69)			
8	3	Practical Magic	3:20.91	0:32.66	51.0 (400-200)	1:13.86 [8]	0:58.48 [8]	0:43.63 [9]	0:29.02 [7]	0:14.67 [7]			
	(3)	N P Williamson	9.9L (-5)	0:43.63	400-200 (0:14.35)	(0:15.38)	(0:14.85)	(0:14.61)	(0:14.35)	(0:14.67)			
9	7	Freya	3:21.00	0:35.04	53.7 (600-400)	1:12.78 [12]	0:57.30 [12]	0:42.79 [12]	0:28.41 [12]	0:14.24 [10]			
	(U1)	B T Hope	10.5L (+32)	0:42.79	400-200 (0:14.17)	(0:15.47)	(0:14.51)	(0:14.38)	(0:14.17)	(0:14.24)			
10	12	Franco Josiah	3:21.12	0:33.67	51.7 (200-0)	1:13.55 [10]	0:58.16 [10]	0:43.55 [10]	0:28.90 [9]	0:14.58 [9]			
	(U3)	J C Morrison	11.1L (+12)	0:43.55	400-200 (0:14.32)	(0:15.39)	(0:14.61)	(0:14.65)	(0:14.32)	(0:14.58)			

Report Created: Fri 17 April 2026

(Note: Races are conducted over an approximate distance as close as possible to the advertised distance, and recorded data may vary accordingly. Official times refer to race times only and do not include handicap times.)

[] Position in running at each section and finish TAB# Saddle cloth number

Fastest split

-:--:-- No data available at this section

BAR# Barrier/Gate Position

Fastest section

NA No data available

DNF Did not finish

DNT Did not track

DT-W Distance travelled compared to winner in metres



NZ Metropolitan Trotting Club Inc Harness

Race 8: FUTURE WEALTH SIRES STAKES AGED TROTTERS CLASSIC (HCP TROT) (Listed) - 2600m

17 April 2026 - 8:38PM

Weather: Fine



Field Times	1:13.34	0:57.98	0:43.19	0:28.55	0:14.19
(Race Tempo)	(0:15.36)	(0:14.79)	(0:14.63)	(0:14.37)	(0:14.19)

Rank	TAB#	Horse	Overall Time	First 400m	Top Speed km/h (Section)	L1000	L800	L600	L400	L200			
	(BAR#)	Driver	Margin (DT-W)	Last 600m	Fastest Section (Time)	1000 - 800	800 - 600	600 - 400	400 - 200	200 - Finish			
11	6	What The Bell	3:22.53	0:32.60	50.0 (400-200)	1:15.60 [7]	1:00.20 [7]	0:45.59 [7]	0:30.51 [8]	0:15.62 [11]			
	(6)	S J Ottley	19.2L (+21)	0:45.58	800-600 (0:14.61)	(0:15.40)	(0:14.61)	(0:15.07)	(0:14.89)	(0:15.62)			
12	4	George Eliot	3:24.93	0:32.92	50.4 (2000-1800)	1:17.68 [9]	1:02.28 [9]	0:47.66 [8]	0:32.70 [10]	0:15.86 [12]			
	(4)	R D Close	32.9L (+15)	0:47.66	800-600 (0:14.62)	(0:15.41)	(0:14.62)	(0:14.96)	(0:16.84)	(0:15.86)			
13	11	Dream Of You	3:26.31	0:34.00	51.3 (2000-1800)	1:15.57 [13]	1:00.61 [13]	0:46.06 [13]	0:31.16 [13]	0:15.96 [13]			
	(U2)	R D Holmes	40.8L (+13)	0:46.07	800-600 (0:14.55)	(0:14.96)	(0:14.55)	(0:14.90)	(0:15.21)	(0:15.96)			

Report Created: Fri 17 April 2026

(Note: Races are conducted over an approximate distance as close as possible to the advertised distance, and recorded data may vary accordingly. Official times refer to race times only and do not include handicap times.)

[] Position in running at each section and finish TAB# Saddle cloth number

Fastest split

-:--:-- No data available at this section

BAR# Barrier/Gate Position

Fastest section

NA No data available

DNF Did not finish

DNT Did not track

DT-W Distance travelled compared to winner in metres

Horse/Jockey Name	Donna's Boy/R J Butt
Finish Rank	1
Fastest Section Time (Section)	0:13.99 (200-0)
Top Speed [km/h] (Section)	53.1 (400-200)
Race State	Finished



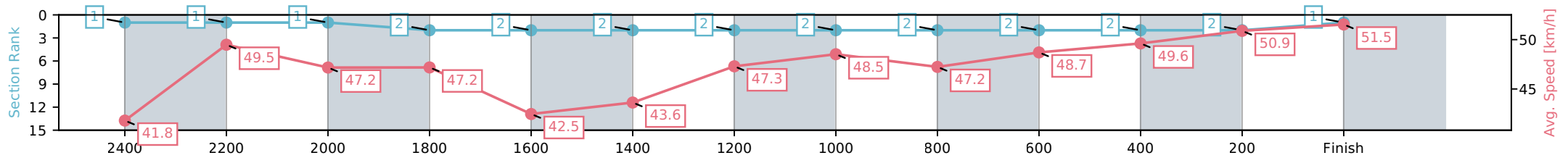
NZ Metropolitan Trotting Club Inc Harness
 Race 8: FUTURE WEALTH SIRES STAKES AGED TROTTERS
 CLASSIC (HCP TROT) (Listed) - 2600m



17 April 2026 - 8:38PM

Weather: Fine

Section	L2600	L2400	L2200	L2000	L1800	L1600	L1400	L1200	L1000	L800	L600	L400	L200
Section Times	3:19.18 (0:16.76)	3:02.42 [1] (0:14.86)	2:47.55 [1] (0:15.38)	2:32.17 [2] (0:15.26)	2:16.91 [2] (0:17.07)	1:59.84 [2] (0:16.60)	1:43.23 [2] (0:15.22)	1:28.01 [2] (0:14.97)	1:13.04 [2] (0:15.36)	0:57.68 [2] (0:14.78)	0:42.90 [2] (0:14.64)	0:28.26 [2] (0:14.26)	0:13.99 [1] (0:13.99)
Average Speed [km/h]	41.8	49.5	47.2	47.2	42.5	43.6	47.3	48.5	47.2	48.7	49.6	50.9	51.5
Top Speed [km/h]	51.6	51.6	48.7	49.9	44.4	45.6	48.4	49.6	47.8	50.2	50.0	53.1	53.0
Avg. Dist. to Rail [m]	9.8	2.8	1.4	1.5	1.3	1.1	3.3	1.1	1.3	1.7	1.5	1.9	6.1



- [] Ranking at each section and finish
- :-:- No data available at this section
- NA No data available

Horse/Jockey Name	One Over Da Line/T M Williams
Finish Rank	2
Fastest Section Time (Section)	0:14.26 (200-0)
Top Speed [km/h] (Section)	52.2 (200-0)
Race State	Finished



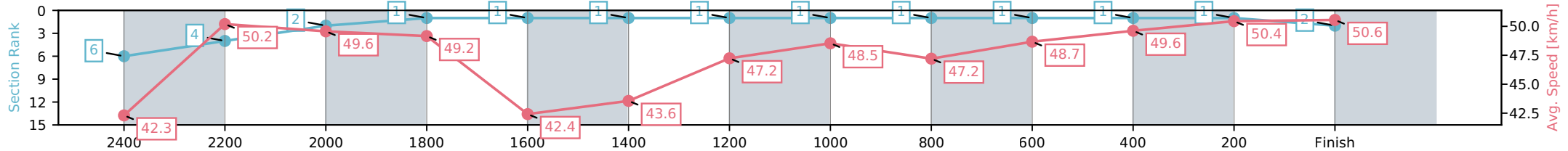
NZ Metropolitan Trotting Club Inc Harness
 Race 8: FUTURE WEALTH SIRES STAKES AGED TROTTERS
 CLASSIC (HCP TROT) (Listed) - 2600m



17 April 2026 - 8:38PM

Weather: Fine

Section	L2600	L2400	L2200	L2000	L1800	L1600	L1400	L1200	L1000	L800	L600	L400	L200
Section Times	3:19.25 (0:17.49)	3:01.76 [4] (0:14.90)	2:46.86 [2] (0:14.89)	2:31.97 [1] (0:14.64)	2:17.32 [1] (0:17.09)	2:00.24 [1] (0:16.63)	1:43.61 [1] (0:15.24)	1:28.37 [1] (0:14.96)	1:13.41 [1] (0:15.36)	0:58.05 [1] (0:14.79)	0:43.26 [1] (0:14.63)	0:28.62 [1] (0:14.37)	0:14.26 [2] (0:14.26)
Average Speed [km/h]	42.3	50.2	49.6	49.2	42.4	43.6	47.2	48.5	47.2	48.7	49.6	50.4	50.6
Top Speed [km/h]	50.9	51.1	51.0	51.5	44.5	45.3	48.2	49.5	47.7	50.2	49.8	52.0	52.2
Avg. Dist. to Rail [m]	7.1	5.0	3.7	3.0	1.2	1.1	3.4	1.1	1.2	1.8	1.4	1.4	4.0



[] Ranking at each section and finish
 -:-:- No data available at this section
 NA No data available

Horse/Jockey Name	He's My Creation/S J Thornley
Finish Rank	3
Fastest Section Time (Section)	0:13.98 (200-0)
Top Speed [km/h] (Section)	53.1 (200-0)
Race State	Finished



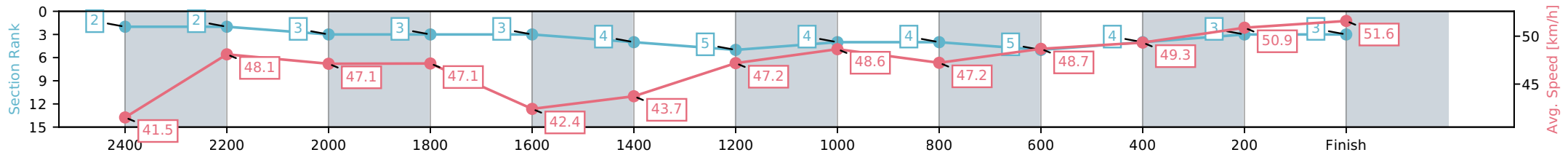
NZ Metropolitan Trotting Club Inc Harness
 Race 8: FUTURE WEALTH SIRES STAKES AGED TROTTERS
 CLASSIC (HCP TROT) (Listed) - 2600m



17 April 2026 - 8:38PM

Weather: Fine

Section	L2600	L2400	L2200	L2000	L1800	L1600	L1400	L1200	L1000	L800	L600	L400	L200
Section Times	3:19.52 (0:16.82)	3:02.70 [2] (0:15.12)	2:47.58 [3] (0:15.39)	2:32.19 [3] (0:15.28)	2:16.92 [3] (0:17.08)	1:59.83 [4] (0:16.56)	1:43.27 [5] (0:15.26)	1:28.01 [4] (0:14.94)	1:13.07 [4] (0:15.36)	0:57.72 [5] (0:14.79)	0:42.93 [4] (0:14.70)	0:28.22 [3] (0:14.24)	0:13.98 [3] (0:13.98)
Average Speed [km/h]	41.5	48.1	47.1	47.1	42.4	43.7	47.2	48.6	47.2	48.7	49.3	50.9	51.6
Top Speed [km/h]	50.4	50.2	48.9	50.4	44.6	46.0	48.3	49.7	48.0	50.3	50.1	53.0	53.1
Avg. Dist. to Rail [m]	2.9	1.4	1.3	1.6	1.3	1.1	3.4	1.2	1.2	1.9	1.3	1.2	2.3



- [] Ranking at each section and finish
- :-:- No data available at this section
- NA No data available

Horse/Jockey Name	Luvavici/S L Whatuira
Finish Rank	4
Fastest Section Time (Section)	0:13.73 (200-0)
Top Speed [km/h] (Section)	54.2 (200-0)
Race State	Finished



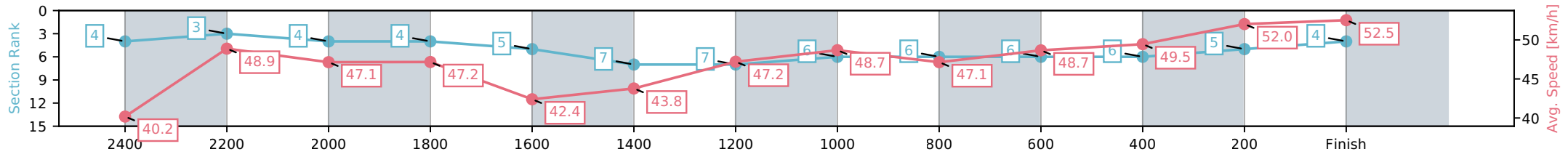
NZ Metropolitan Trotting Club Inc Harness
 Race 8: FUTURE WEALTH SIRES STAKES AGED TROTTERS
 CLASSIC (HCP TROT) (Listed) - 2600m



17 April 2026 - 8:38PM

Weather: Fine

Section	L2600	L2400	L2200	L2000	L1800	L1600	L1400	L1200	L1000	L800	L600	L400	L200
Section Times	3:19.71 (0:17.36)	3:02.35 [3] (0:14.91)	2:47.44 [4] (0:15.39)	2:32.04 [4] (0:15.27)	2:16.77 [5] (0:17.07)	1:59.70 [7] (0:16.56)	1:43.14 [7] (0:15.26)	1:27.88 [6] (0:14.92)	1:12.97 [6] (0:15.38)	0:57.59 [6] (0:14.80)	0:42.79 [6] (0:14.83)	0:27.97 [5] (0:14.23)	0:13.73 [4] (0:13.73)
Average Speed [km/h]	40.2	48.9	47.1	47.2	42.4	43.8	47.2	48.7	47.1	48.7	49.5	52.0	52.5
Top Speed [km/h]	50.4	50.4	48.8	50.3	44.7	46.3	48.2	49.8	48.3	50.6	50.3	54.2	54.2
Avg. Dist. to Rail [m]	2.3	1.6	1.4	1.7	1.2	1.1	3.5	1.2	1.2	2.0	2.5	4.7	8.5



[] Ranking at each section and finish
 -:-:- No data available at this section
 NA No data available

Horse/Jockey Name	Nellie Doyle/B N Orange
Finish Rank	5
Fastest Section Time (Section)	0:14.13 (1400-1200)
Top Speed [km/h] (Section)	51.8 (1400-1200)
Race State	Finished



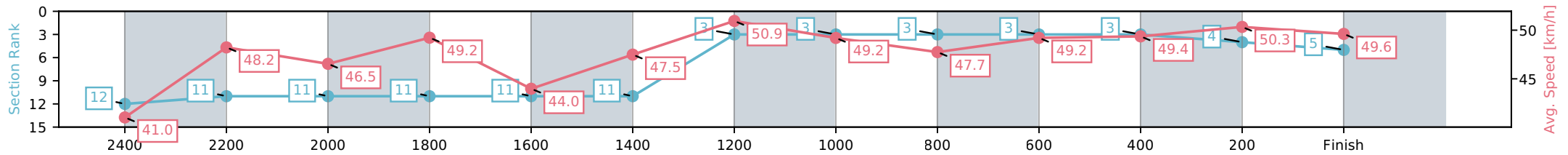
NZ Metropolitan Trotting Club Inc Harness
 Race 8: FUTURE WEALTH SIRES STAKES AGED TROTTERS
 CLASSIC (HCP TROT) (Listed) - 2600m



17 April 2026 - 8:38PM

Weather: Fine

Section	L2600	L2400	L2200	L2000	L1800	L1600	L1400	L1200	L1000	L800	L600	L400	L200
Section Times	3:20.21 (0:19.02)	3:01.19 [11] (0:15.33)	2:45.86 [11] (0:15.78)	2:30.08 [11] (0:14.63)	2:15.45 [11] (0:16.75)	1:58.70 [11] (0:15.58)	1:43.12 [3] (0:14.13)	1:28.99 [3] (0:15.06)	1:13.93 [3] (0:15.36)	0:58.57 [3] (0:14.64)	0:43.93 [3] (0:14.86)	0:29.06 [4] (0:14.55)	0:14.51 [5] (0:14.51)
Average Speed [km/h]	41.0	48.2	46.5	49.2	44.0	47.5	50.9	49.2	47.7	49.2	49.4	50.3	49.6
Top Speed [km/h]	49.1	49.1	47.9	50.8	46.6	50.1	51.8	50.4	49.0	49.6	49.7	51.0	51.4
Avg. Dist. to Rail [m]	7.0	3.5	2.9	4.3	3.7	3.8	7.3	3.5	2.9	3.5	2.9	3.0	5.6



- [] Ranking at each section and finish
- :-:- No data available at this section
- NA No data available

Horse/Jockey Name	Rock Lobster/John R Dunn
Finish Rank	6
Fastest Section Time (Section)	0:13.87 (400-200)
Top Speed [km/h] (Section)	54.6 (400-200)
Race State	Finished



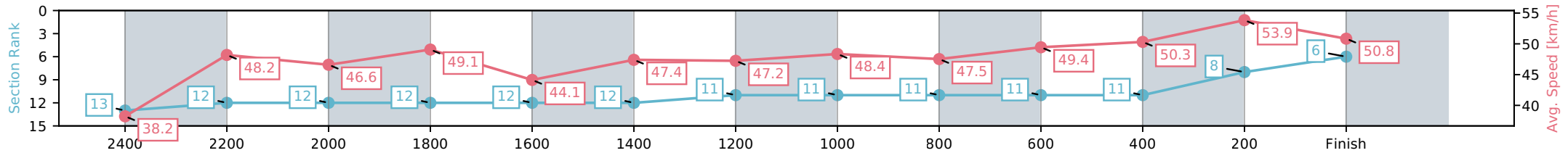
NZ Metropolitan Trotting Club Inc Harness
 Race 8: FUTURE WEALTH SIRES STAKES AGED TROTTERS
 CLASSIC (HCP TROT) (Listed) - 2600m



17 April 2026 - 8:38PM

Weather: Fine

Section	L2600	L2400	L2200	L2000	L1800	L1600	L1400	L1200	L1000	L800	L600	L400	L200
Section Times	3:20.47 (0:19.33)	3:01.14 [12] (0:15.36)	2:45.79 [12] (0:15.78)	2:30.00 [12] (0:14.67)	2:15.33 [12] (0:16.70)	1:58.64 [12] (0:15.55)	1:43.09 [11] (0:15.24)	1:27.85 [11] (0:15.28)	1:12.57 [11] (0:15.43)	0:57.14 [11] (0:14.56)	0:42.58 [11] (0:14.56)	0:28.02 [8] (0:13.87)	0:14.15 [6] (0:14.15)
Average Speed [km/h]	38.2	48.2	46.6	49.1	44.1	47.4	47.2	48.4	47.5	49.4	50.3	53.9	50.8
Top Speed [km/h]	48.1	49.9	48.1	50.4	48.5	49.6	49.6	48.9	49.7	50.1	53.2	54.6	54.3
Avg. Dist. to Rail [m]	10.1	3.7	3.1	4.4	3.7	3.3	5.7	3.3	2.8	3.9	2.8	5.5	7.4



- [] Ranking at each section and finish
- :-:- No data available at this section
- NA No data available

Horse/Jockey Name	Princess Sadie/M J Williamson
Finish Rank	7
Fastest Section Time (Section)	0:14.62 (800-600)
Top Speed [km/h] (Section)	51.5 (400-200)
Race State	Finished



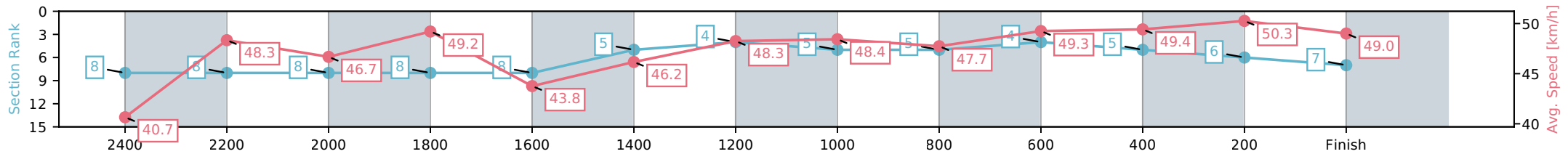
NZ Metropolitan Trotting Club Inc Harness
 Race 8: FUTURE WEALTH SIRES STAKES AGED TROTTERS
 CLASSIC (HCP TROT) (Listed) - 2600m



17 April 2026 - 8:38PM

Weather: Fine

Section	L2600	L2400	L2200	L2000	L1800	L1600	L1400	L1200	L1000	L800	L600	L400	L200
Section Times	3:20.77 (0:18.12)	3:02.65 [8] (0:15.23)	2:47.42 [8] (0:15.73)	2:31.69 [8] (0:14.63)	2:17.06 [8] (0:16.75)	2:00.31 [5] (0:15.97)	1:44.34 [4] (0:14.93)	1:29.41 [5] (0:15.23)	1:14.18 [5] (0:15.38)	0:58.80 [4] (0:14.62)	0:44.18 [5] (0:14.86)	0:29.32 [6] (0:14.63)	0:14.69 [7] (0:14.69)
Average Speed [km/h]	40.7	48.3	46.7	49.2	43.8	46.2	48.3	48.4	47.7	49.3	49.4	50.3	49.0
Top Speed [km/h]	49.5	49.9	48.5	51.0	46.1	50.1	50.7	49.2	49.2	49.6	49.8	51.5	51.5
Avg. Dist. to Rail [m]	4.2	2.9	2.8	3.8	3.1	3.5	6.2	3.0	2.9	3.5	3.0	3.4	5.1



- [] Ranking at each section and finish
- :-:- No data available at this section
- NA No data available

Horse/Jockey Name	Practical Magic/N P Williamson
Finish Rank	8
Fastest Section Time (Section)	0:14.35 (400-200)
Top Speed [km/h] (Section)	51.0 (400-200)
Race State	Finished



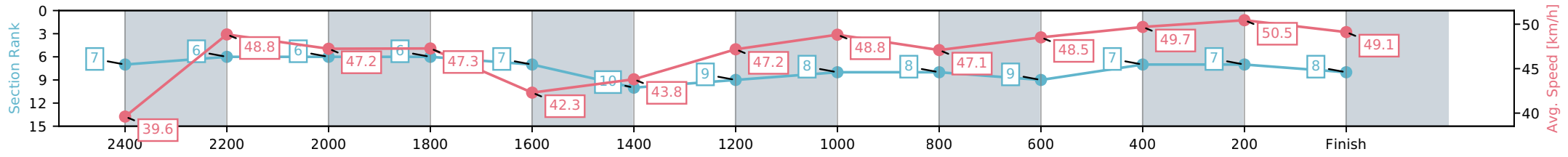
NZ Metropolitan Trotting Club Inc Harness
 Race 8: FUTURE WEALTH SIRES STAKES AGED TROTTERS
 CLASSIC (HCP TROT) (Listed) - 2600m



17 April 2026 - 8:38PM

Weather: Fine

Section	L2600	L2400	L2200	L2000	L1800	L1600	L1400	L1200	L1000	L800	L600	L400	L200
Section Times	3:20.91 (0:17.80)	3:03.11 [6] (0:14.86)	2:48.25 [6] (0:15.38)	2:32.87 [6] (0:15.23)	2:17.64 [7] (0:17.10)	2:00.54 [10] (0:16.53)	1:44.01 [9] (0:15.27)	1:28.75 [8] (0:14.88)	1:13.86 [8] (0:15.38)	0:58.48 [9] (0:14.85)	0:43.63 [7] (0:14.61)	0:29.02 [7] (0:14.35)	0:14.67 [8] (0:14.67)
Average Speed [km/h]	39.6	48.8	47.2	47.3	42.3	43.8	47.2	48.8	47.1	48.5	49.7	50.5	49.1
Top Speed [km/h]	49.1	49.9	48.6	50.3	44.6	46.8	48.1	49.6	48.6	50.4	50.3	51.0	51.0
Avg. Dist. to Rail [m]	4.6	1.3	1.3	1.9	1.1	1.0	3.6	1.3	1.1	2.1	1.6	1.3	3.6



[] Ranking at each section and finish
 -:-:- No data available at this section
 NA No data available

Horse/Jockey Name	Freya/B T Hope
Finish Rank	9
Fastest Section Time (Section)	0:14.17 (400-200)
Top Speed [km/h] (Section)	53.7 (600-400)
Race State	Finished



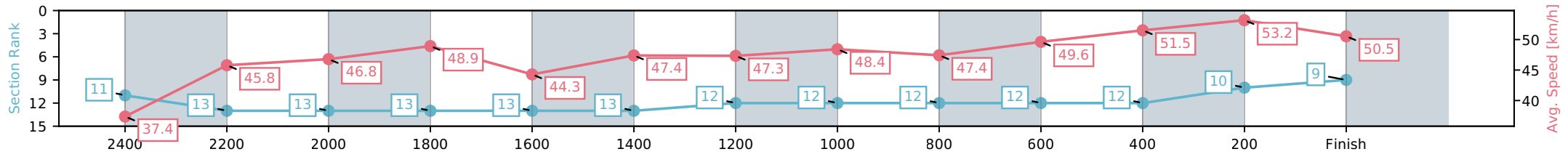
NZ Metropolitan Trotting Club Inc Harness
 Race 8: FUTURE WEALTH SIRES STAKES AGED TROTTERS
 CLASSIC (HCP TROT) (Listed) - 2600m



17 April 2026 - 8:38PM

Weather: Fine

Section	L2600	L2400	L2200	L2000	L1800	L1600	L1400	L1200	L1000	L800	L600	L400	L200
Section Times	3:21.00 (0:18.72)	3:02.28 [13] (0:16.32)	2:45.96 [13] (0:15.76)	2:30.20 [13] (0:14.71)	2:15.49 [13] (0:16.65)	1:58.84 [13] (0:15.58)	1:43.26 [12] (0:15.22)	1:28.05 [12] (0:15.27)	1:12.78 [12] (0:15.47)	0:57.30 [12] (0:14.51)	0:42.79 [12] (0:14.38)	0:28.41 [10] (0:14.17)	0:14.24 [9] (0:14.24)
Average Speed [km/h]	37.4	45.8	46.8	48.9	44.3	47.4	47.3	48.4	47.4	49.6	51.5	53.2	50.5
Top Speed [km/h]	46.4	47.9	48.4	50.3	49.1	49.8	49.6	49.3	49.3	50.6	53.7	53.7	53.3
Avg. Dist. to Rail [m]	13.9	4.9	3.4	4.5	3.9	3.5	5.9	3.3	2.9	4.0	4.1	6.7	7.9



[] Ranking at each section and finish
 -:-:- No data available at this section
 NA No data available

Horse/Jockey Name	Franco Josiah/J C Morrison
Finish Rank	10
Fastest Section Time (Section)	0:14.32 (400-200)
Top Speed [km/h] (Section)	51.7 (200-0)
Race State	Finished



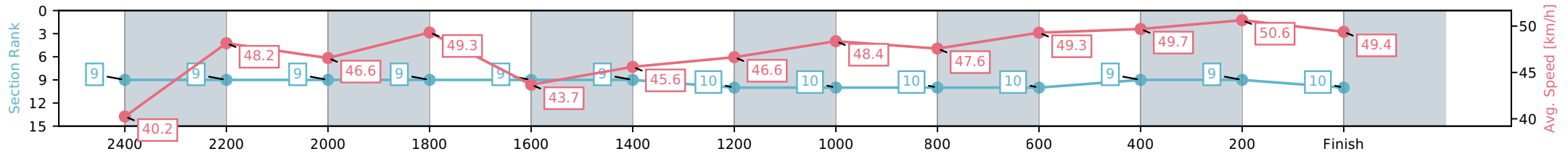
NZ Metropolitan Trotting Club Inc Harness
 Race 8: FUTURE WEALTH SIRES STAKES AGED TROTTERS
 CLASSIC (HCP TROT) (Listed) - 2600m



17 April 2026 - 8:38PM

Weather: Fine

Section	L2600	L2400	L2200	L2000	L1800	L1600	L1400	L1200	L1000	L800	L600	L400	L200
Section Times	3:21.12 (0:18.37)	3:02.75 [9] (0:15.30)	2:47.45 [9] (0:15.76)	2:31.69 [9] (0:14.60)	2:17.09 [9] (0:16.78)	2:00.31 [9] (0:16.06)	1:44.25 [10] (0:15.43)	1:28.82 [10] (0:15.27)	1:13.55 [10] (0:15.39)	0:58.16 [10] (0:14.61)	0:43.55 [9] (0:14.65)	0:28.90 [9] (0:14.32)	0:14.58 [10] (0:14.58)
Average Speed [km/h]	40.2	48.2	46.6	49.3	43.7	45.6	46.6	48.4	47.6	49.3	49.7	50.6	49.4
Top Speed [km/h]	47.8	49.5	48.3	51.1	45.8	47.4	47.6	49.2	49.4	49.7	50.7	51.6	51.7
Avg. Dist. to Rail [m]	11.9	3.2	2.7	3.8	3.1	2.5	5.6	3.1	2.6	3.7	2.1	1.6	5.4



- [] Ranking at each section and finish
- :-:- No data available at this section
- NA No data available

Horse/Jockey Name	What The Bell/S J Ottley
Finish Rank	11
Fastest Section Time (Section)	0:14.61 (800-600)
Top Speed [km/h] (Section)	50.0 (400-200)
Race State	Finished



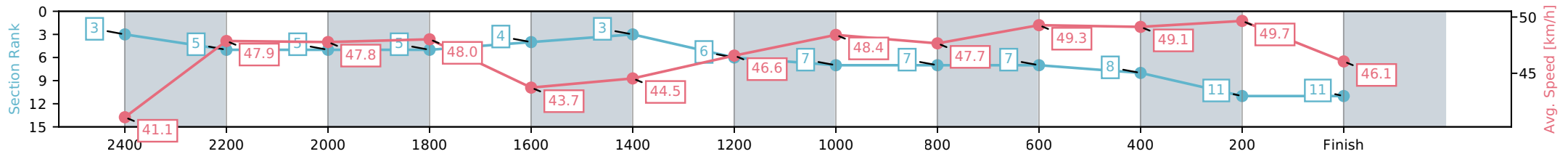
NZ Metropolitan Trotting Club Inc Harness
 Race 8: FUTURE WEALTH SIRES STAKES AGED TROTTERS
 CLASSIC (HCP TROT) (Listed) - 2600m



17 April 2026 - 8:38PM

Weather: Fine

Section	L2600	L2400	L2200	L2000	L1800	L1600	L1400	L1200	L1000	L800	L600	L400	L200
Section Times	3:22.53 (0:17.17)	3:05.36 [5] (0:15.43)	2:49.93 [5] (0:15.42)	2:34.52 [5] (0:14.99)	2:19.53 [4] (0:16.76)	2:02.76 [3] (0:16.44)	1:46.32 [6] (0:15.47)	1:30.85 [7] (0:15.26)	1:15.60 [7] (0:15.40)	1:00.20 [7] (0:14.61)	0:45.59 [8] (0:15.07)	0:30.51 [11] (0:14.89)	0:15.62 [11] (0:15.62)
Average Speed [km/h]	41.1	47.9	47.8	48.0	43.7	44.5	46.6	48.4	47.7	49.3	49.1	49.7	46.1
Top Speed [km/h]	50.0	50.0	49.2	49.9	45.5	45.9	47.2	49.0	49.3	49.6	49.4	50.0	49.3
Avg. Dist. to Rail [m]	11.8	3.3	3.2	3.8	3.0	2.5	5.5	3.2	2.9	3.7	3.9	4.0	6.7



- [] Ranking at each section and finish
- :-:- No data available at this section
- NA No data available

Horse/Jockey Name	George Eliot/R D Close
Finish Rank	12
Fastest Section Time (Section)	0:14.62 (800-600)
Top Speed [km/h] (Section)	50.4 (2000-1800)
Race State	Finished



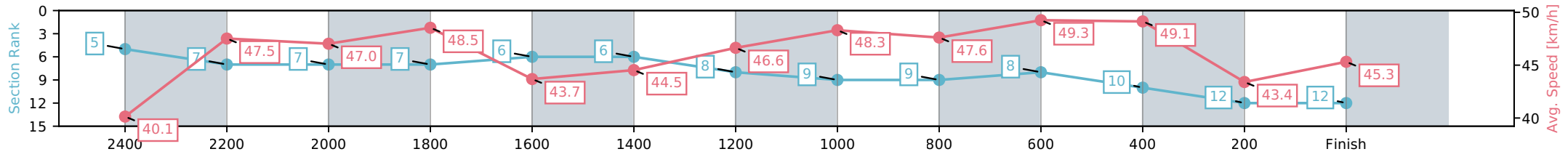
NZ Metropolitan Trotting Club Inc Harness
 Race 8: FUTURE WEALTH SIRES STAKES AGED TROTTERS
 CLASSIC (HCP TROT) (Listed) - 2600m



17 April 2026 - 8:38PM

Weather: Fine

Section	L2600	L2400	L2200	L2000	L1800	L1600	L1400	L1200	L1000	L800	L600	L400	L200
Section Times	3:24.93 (0:17.46)	3:07.47 [7] (0:15.46)	2:52.00 [7] (0:15.58)	2:36.42 [7] (0:14.83)	2:21.58 [6] (0:16.77)	2:04.82 [6] (0:16.44)	1:48.38 [8] (0:15.44)	1:32.94 [9] (0:15.26)	1:17.68 [9] (0:15.41)	1:02.28 [8] (0:14.62)	0:47.66 [10] (0:14.96)	0:32.70 [12] (0:16.84)	0:15.86 [12] (0:15.86)
Average Speed [km/h]	40.1	47.5	47.0	48.5	43.7	44.5	46.6	48.3	47.6	49.3	49.1	43.4	45.3
Top Speed [km/h]	48.8	48.6	48.3	50.4	45.5	46.0	47.3	48.9	49.4	49.5	49.8	49.6	46.9
Avg. Dist. to Rail [m]	7.6	2.7	2.6	3.2	3.0	2.5	5.5	3.0	2.8	3.9	3.1	2.2	3.3



- [] Ranking at each section and finish
- :-:- No data available at this section
- NA No data available

Horse/Jockey Name	Dream Of You/R D Holmes
Finish Rank	13
Fastest Section Time (Section)	0:14.55 (800-600)
Top Speed [km/h] (Section)	51.3 (2000-1800)
Race State	Finished



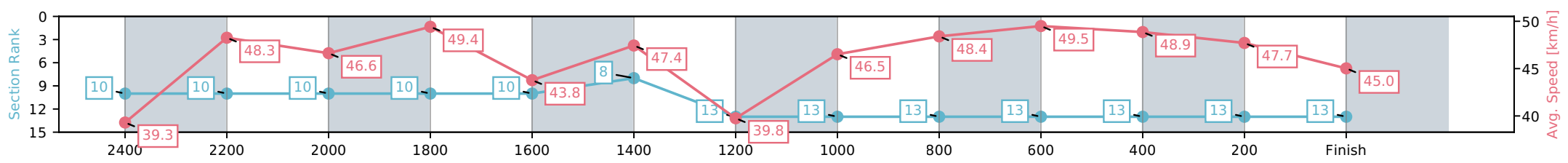
NZ Metropolitan Trotting Club Inc Harness
 Race 8: FUTURE WEALTH SIRES STAKES AGED TROTTERS
 CLASSIC (HCP TROT) (Listed) - 2600m



17 April 2026 - 8:38PM

Weather: Fine

Section	L2600	L2400	L2200	L2000	L1800	L1600	L1400	L1200	L1000	L800	L600	L400	L200
Section Times	3:26.31 (0:18.68)	3:07.63 [10] (0:15.32)	2:52.31 [10] (0:15.78)	2:36.54 [10] (0:14.58)	2:21.96 [10] (0:16.79)	2:05.16 [8] (0:15.62)	1:49.55 [13] (0:18.15)	1:31.40 [13] (0:15.83)	1:15.57 [13] (0:14.96)	1:00.61 [13] (0:14.55)	0:46.06 [13] (0:14.90)	0:31.16 [13] (0:15.21)	0:15.96 [13] (0:15.96)
Average Speed [km/h]	39.3	48.3	46.6	49.4	43.8	47.4	39.8	46.5	48.4	49.5	48.9	47.7	45.0
Top Speed [km/h]	49.1	49.2	48.1	51.3	45.8	50.0	50.2	49.7	50.3	49.8	49.9	48.3	47.3
Avg. Dist. to Rail [m]	10.3	3.6	3.1	4.2	3.3	4.1	10.7	3.2	0.9	1.9	1.9	1.5	3.1



[] Ranking at each section and finish
 -:-:- No data available at this section
 NA No data available