



NZ Metropolitan Trotting Club Inc Harness
 Race 10: GOLD BAND TAXIS MOBILE PACE - 1980m
 17 April 2026 - 9:37PM



Weather: Fine

Field Times (Race Tempo) 2:23.21 (0:10.99) 2:12.22 (0:14.33) 1:57.90 (0:15.25) 1:42.65 (0:15.19) 1:27.46 (0:15.96) 1:11.50 (0:15.48) 0:56.02 (0:14.36) 0:41.66 (0:14.04)

Rank	TAB#	Horse	Overall Time	First 400m	Top Speed km/h (Section)	L1980	L1800	L1600	L1400	L1200	L1000	L800	L600
	(BAR#)	Driver	Margin (DT-W)	Last 600m	Fastest Section (Time)	Start - 1800	1800 - 1600	1600 - 1400	1400 - 1200	1200 - 1000	1000 - 800	800 - 600	600 - 400
1	5	Prosperity	2:23.21	0:26.84	57.9 (1980 - 1800)	2:23.21	2:12.22 [1]	1:57.90 [1]	1:42.65 [1]	1:27.46 [1]	1:11.50 [1]	0:56.02 [1]	0:41.66 [1]
	(5)	R D Close		0:41.66	400-200 (0:13.77)	(0:10.99)	(0:14.33)	(0:15.25)	(0:15.19)	(0:15.96)	(0:15.48)	(0:14.36)	(0:14.04)
2	6	Commander Joe	2:24.73	0:29.38	52.8 (400-200)	2:24.73	2:12.31 [12]	1:56.90 [11]	1:42.10 [10]	1:27.49 [9]	1:11.76 [8]	0:56.33 [8]	0:42.01 [7]
	(6)	M J Williamson	8.7L (+4)	0:42.02	400-200 (0:13.90)	(0:12.42)	(0:15.41)	(0:14.80)	(0:14.61)	(0:15.73)	(0:15.43)	(0:14.32)	(0:14.08)
3	9	To Ri Ruby	2:24.91	0:29.72	53.4 (400-200)	2:24.91	2:12.63 [10]	1:56.72 [12]	1:41.82 [12]	1:27.29 [11]	1:11.59 [10]	0:56.15 [10]	0:41.86 [11]
	(9)	K A Butt	9.7L (+10)	0:41.86	400-200 (0:13.75)	(0:12.28)	(0:15.91)	(0:14.90)	(0:14.54)	(0:15.70)	(0:15.44)	(0:14.29)	(0:14.10)
4	8	My Wingman	2:25.02	0:28.88	52.7 (1400-1200)	2:25.02	2:12.91 [8]	1:57.66 [9]	1:43.30 [7]	1:29.08 [2]	1:13.12 [2]	0:57.39 [3]	0:43.02 [3]
	(8)	S J Thornley	10.4L (+6)	0:43.02	400-200 (0:14.00)	(0:12.11)	(0:15.24)	(0:14.37)	(0:14.22)	(0:15.97)	(0:15.72)	(0:14.37)	(0:14.10)
5	10	Goorambat Art	2:25.07	0:28.05	55.1 (1980 - 1800)	2:25.07	2:13.26 [6]	1:58.70 [5]	1:43.58 [5]	1:28.42 [6]	1:12.42 [6]	0:57.01 [6]	0:42.66 [5]
	(10)	G N Thornley	10.6L (+4)	0:42.67	400-200 (0:14.01)	(0:11.81)	(0:14.56)	(0:15.12)	(0:15.16)	(0:15.99)	(0:15.42)	(0:14.34)	(0:14.30)
6	2	Classie Linc	2:25.10	0:28.43	54.3 (200-0)	2:25.10	2:13.20 [7]	1:58.23 [7]	1:43.12 [8]	1:28.08 [8]	1:12.08 [9]	0:56.49 [9]	0:42.08 [10]
	(2)	M B Holbrough	10.8L (+20)	0:42.07	200-0 (0:13.65)	(0:11.90)	(0:14.96)	(0:15.12)	(0:15.04)	(0:16.00)	(0:15.59)	(0:14.41)	(0:14.46)
7	1	Delightful Dreams	2:25.35	0:27.58	54.9 (1980 - 1800)	2:25.35	2:13.80 [3]	1:59.28 [3]	1:44.15 [3]	1:28.99 [4]	1:13.02 [4]	0:57.56 [4]	0:43.22 [4]
	(1)	O G Thornley	12.2L (+0)	0:43.22	400-200 (0:14.15)	(0:11.55)	(0:14.52)	(0:15.13)	(0:15.16)	(0:15.98)	(0:15.45)	(0:14.34)	(0:14.18)
8	3	Matai Harry	2:25.45	0:28.06	54.2 (1980 - 1800)	2:25.45	2:13.80 [4]	1:58.94 [6]	1:43.80 [6]	1:28.75 [7]	1:12.74 [7]	0:57.15 [7]	0:42.73 [8]
	(3)	J W Cox	12.8L (+18)	0:42.72	200-0 (0:14.00)	(0:11.65)	(0:14.85)	(0:15.15)	(0:15.05)	(0:16.01)	(0:15.59)	(0:14.42)	(0:14.45)
9	12	Ann Sophie	2:25.47	0:29.16	53.4 (800-600)	2:25.47	2:13.14 [11]	1:57.97 [10]	1:42.83 [11]	1:27.81 [12]	1:11.80 [12]	0:56.23 [12]	0:42.17 [12]
	(12)	R T May	12.9L (+12)	0:42.17	400-200 (0:13.73)	(0:12.33)	(0:15.18)	(0:15.14)	(0:15.02)	(0:16.01)	(0:15.57)	(0:14.06)	(0:14.28)
10	11	Rena	2:25.51	0:28.90	54.4 (200-0)	2:25.51	2:13.32 [9]	1:58.32 [8]	1:43.22 [9]	1:28.18 [10]	1:12.19 [11]	0:56.59 [11]	0:42.52 [9]
	(11)	B T Hope	13.2L (+21)	0:42.52	200-0 (0:13.88)	(0:12.19)	(0:14.99)	(0:15.11)	(0:15.03)	(0:16.00)	(0:15.60)	(0:14.08)	(0:14.72)

Report Created: Fri 17 April 2026

(Note: Races are conducted over an approximate distance as close as possible to the advertised distance, and recorded data may vary accordingly. Official times refer to race times only and do not include handicap times.)

[] Position in running at each section and finish TAB# Saddle cloth number

-:-:- No data available at this section

NA No data available

DNT Did not track

BAR# Barrier/Gate Position

DNF Did not finish

DT-W Distance travelled compared to winner in metres

[] Fastest split

[█] Fastest section



NZ Metropolitan Trotting Club Inc Harness
 Race 10: GOLD BAND TAXIS MOBILE PACE - 1980m
 17 April 2026 - 9:37PM



Weather: Fine

Field Times (Race Tempo) 2:23.21 (0:10.99) 2:12.22 (0:14.33) 1:57.90 (0:15.25) 1:42.65 (0:15.19) 1:27.46 (0:15.96) 1:11.50 (0:15.48) 0:56.02 (0:14.36) 0:41.66 (0:14.04)

Rank	TAB#	Horse	Overall Time	First 400m	Top Speed km/h (Section)	L1980	L1800	L1600	L1400	L1200	L1000	L800	L600
	(BAR#)	Driver	Margin (DT-W)	Last 600m	Fastest Section (Time)	Start - 1800	1800 - 1600	1600 - 1400	1400 - 1200	1200 - 1000	1000 - 800	800 - 600	600 - 400
11	4	Ask Me Lazarus	2:25.66	0:27.24	56.2 (1980 - 1800)	2:25.66	2:14.36 [2]	1:59.93 [2]	1:44.78 [2]	1:29.60 [3]	1:13.64 [3]	0:58.18 [2]	0:43.82 [2]
	(4)	B N Orange	14.0L (+4)	0:43.83	600-400 (0:14.14)	(0:11.30)	(0:14.43)	(0:15.15)	(0:15.18)	(0:15.96)	(0:15.46)	(0:14.36)	(0:14.14)
12	7	Shannon B	2:30.26	0:27.72	54.2 (1980 - 1800)	2:30.26	2:18.58 [5]	2:04.04 [4]	1:48.95 [4]	1:33.88 [5]	1:17.89 [5]	1:02.26 [5]	0:47.79 [6]
	(7)	W J House	40.3L (+16)	0:47.78	800-600 (0:14.47)	(0:11.68)	(0:14.54)	(0:15.08)	(0:15.07)	(0:15.99)	(0:15.63)	(0:14.47)	(0:15.45)

Report Created: Fri 17 April 2026

(Note: Races are conducted over an approximate distance as close as possible to the advertised distance, and recorded data may vary accordingly. Official times refer to race times only and do not include handicap times.)

[] Position in running at each section and finish TAB# Saddle cloth number
 -:-:- No data available at this section BAR# Barrier/Gate Position
 NA No data available DNF Did not finish
 DNT Did not track DT-W Distance travelled compared to winner in metres

Fastest split
 Fastest section



NZ Metropolitan Trotting Club Inc Harness
Race 10: GOLD BAND TAXIS MOBILE PACE - 1980m

17 April 2026 - 9:37PM



Weather: Fine

Field Times 0:27.62 0:13.85
(Race Tempo) (0:13.77) (0:13.85)

Rank	TAB#	Horse	Overall Time	First 400m	Top Speed km/h (Section)	L400	L200						
	(BAR#)	Driver	Margin (DT-W)	Last 600m	Fastest Section (Time)	400 - 200	200 - Finish						
1	5	Prosperity	2:23.21	0:26.84	57.9 (1980 - 1800)	0:27.62 [1]	0:13.85 [1]						
	(5)	R D Close		0:41.66	400-200 (0:13.77)	(0:13.77)	(0:13.85)						
2	6	Commander Joe	2:24.73	0:29.38	52.8 (400-200)	0:27.93 [6]	0:14.04 [5]						
	(6)	M J Williamson	8.7L (+4)	0:42.02	400-200 (0:13.90)	(0:13.90)	(0:14.04)						
3	9	To Ri Ruby	2:24.91	0:29.72	53.4 (400-200)	0:27.76 [7]	0:14.01 [7]						
	(9)	K A Butt	9.7L (+10)	0:41.86	400-200 (0:13.75)	(0:13.75)	(0:14.01)						
4	8	My Wingman	2:25.02	0:28.88	52.7 (1400-1200)	0:28.92 [3]	0:14.92 [2]						
	(8)	S J Thornley	10.4L (+6)	0:43.02	400-200 (0:14.00)	(0:14.00)	(0:14.92)						
5	10	Goorambat Art	2:25.07	0:28.05	55.1 (1980 - 1800)	0:28.37 [5]	0:14.36 [6]						
	(10)	G N Thornley	10.6L (+4)	0:42.67	400-200 (0:14.01)	(0:14.01)	(0:14.36)						
6	2	Classie Linc	2:25.10	0:28.43	54.3 (200-0)	0:27.61 [9]	0:13.65 [10]						
	(2)	M B Holbrough	10.8L (+20)	0:42.07	200-0 (0:13.65)	(0:13.96)	(0:13.65)						
7	1	Delightful Dreams	2:25.35	0:27.58	54.9 (1980 - 1800)	0:29.04 [4]	0:14.89 [4]						
	(1)	O G Thornley	12.2L (+0)	0:43.22	400-200 (0:14.15)	(0:14.15)	(0:14.89)						
8	3	Matai Harry	2:25.45	0:28.06	54.2 (1980 - 1800)	0:28.28 [8]	0:14.00 [9]						
	(3)	J W Cox	12.8L (+18)	0:42.72	200-0 (0:14.00)	(0:14.27)	(0:14.00)						
9	12	Ann Sophie	2:25.47	0:29.16	53.4 (800-600)	0:27.89 [10]	0:14.16 [8]						
	(12)	R T May	12.9L (+12)	0:42.17	400-200 (0:13.73)	(0:13.73)	(0:14.16)						
10	11	Rena	2:25.51	0:28.90	54.4 (200-0)	0:27.80 [11]	0:13.88 [11]						
	(11)	B T Hope	13.2L (+21)	0:42.52	200-0 (0:13.88)	(0:13.92)	(0:13.88)						

Report Created: Fri 17 April 2026

(Note: Races are conducted over an approximate distance as close as possible to the advertised distance, and recorded data may vary accordingly. Official times refer to race times only and do not include handicap times.)

[] Position in running at each section and finish TAB# Saddle cloth number

Fastest split

-:--:-- No data available at this section

BAR# Barrier/Gate Position

Fastest section

NA No data available

DNF Did not finish

DNT Did not track

DT-W Distance travelled compared to winner in metres



NZ Metropolitan Trotting Club Inc Harness
 Race 10: GOLD BAND TAXIS MOBILE PACE - 1980m
 17 April 2026 - 9:37PM



Weather: Fine

Field Times 0:27.62 0:13.85
 (Race Tempo) (0:13.77) (0:13.85)

Rank	TAB#	Horse	Overall Time	First 400m	Top Speed km/h (Section)	L400	L200						
	(BAR#)	Driver	Margin (DT-W)	Last 600m	Fastest Section (Time)	400 - 200	200 - Finish						
11	4	Ask Me Lazarus	2:25.66	0:27.24	56.2 (1980 - 1800)	0:29.68 [2]	0:15.53 [3]						
	(4)	B N Orange	14.0L (+4)	0:43.83	600-400 (0:14.14)	(0:14.16)	(0:15.53)						
12	7	Shannon B	2:30.26	0:27.72	54.2 (1980 - 1800)	0:32.34 [12]	0:16.56 [12]						
	(7)	W J House	40.3L (+16)	0:47.78	800-600 (0:14.47)	(0:15.77)	(0:16.56)						

Report Created: Fri 17 April 2026

(Note: Races are conducted over an approximate distance as close as possible to the advertised distance, and recorded data may vary accordingly. Official times refer to race times only and do not include handicap times.)

[] Position in running at each section and finish TAB# Saddle cloth number
 -:-:- No data available at this section BAR# Barrier/Gate Position
 NA No data available DNF Did not finish
 DNT Did not track DT-W Distance travelled compared to winner in metres

Fastest split
 Fastest section

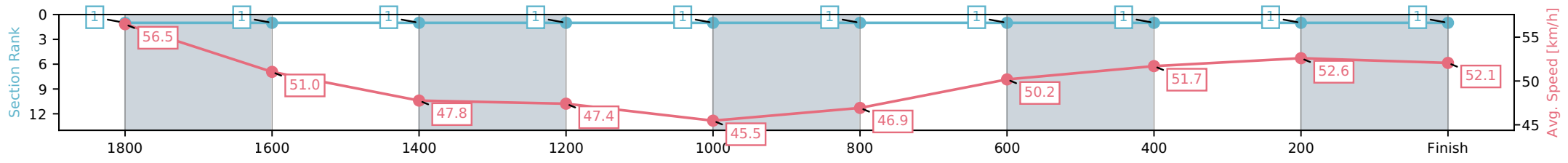
Horse/Jockey Name	Prosperity/R D Close
Finish Rank	1
Fastest Section Time (Section)	0:13.77 (400-200)
Top Speed [km/h] (Section)	57.9 (1980 - 1800)
Race State	Finished



NZ Metropolitan Trotting Club Inc Harness
 Race 10: GOLD BAND TAXIS MOBILE PACE - 1980m
 17 April 2026 - 9:37PM
 Weather: Fine



Section	L1980	L1800	L1600	L1400	L1200	L1000	L800	L600	L400	L200
Section Times	2:23.21 (0:10.99)	2:12.22 [1] (0:14.33)	1:57.90 [1] (0:15.25)	1:42.65 [1] (0:15.19)	1:27.46 [1] (0:15.96)	1:11.50 [1] (0:15.48)	0:56.02 [1] (0:14.36)	0:41.66 [1] (0:14.04)	0:27.62 [1] (0:13.77)	0:13.85 [1] (0:13.85)
Average Speed [km/h]	56.5	51.0	47.8	47.4	45.5	46.9	50.2	51.7	52.6	52.1
Top Speed [km/h]	57.9	56.1	48.2	47.8	46.8	48.3	51.2	52.4	53.8	53.9
Avg. Dist. to Rail [m]	8.3	2.9	1.6	3.7	1.1	1.5	1.8	1.4	1.4	4.4



[] Ranking at each section and finish
 -:-:- No data available at this section
 NA No data available

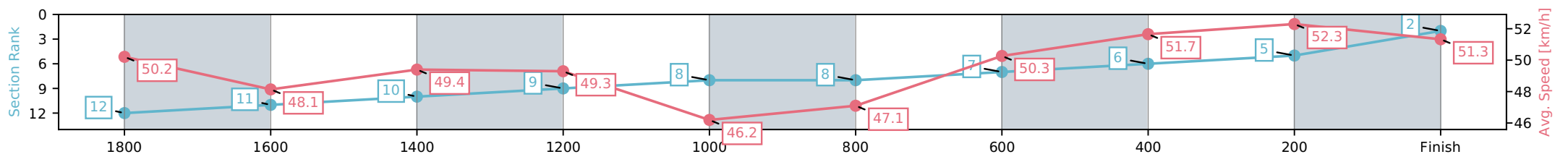
Horse/Jockey Name	Commander Joe/M J Williamson
Finish Rank	2
Fastest Section Time (Section)	0:13.90 (400-200)
Top Speed [km/h] (Section)	52.8 (400-200)
Race State	Finished



NZ Metropolitan Trotting Club Inc Harness
 Race 10: GOLD BAND TAXIS MOBILE PACE - 1980m
 17 April 2026 - 9:37PM
 Weather: Fine



Section	L1980	L1800	L1600	L1400	L1200	L1000	L800	L600	L400	L200
Section Times	2:24.73 (0:12.42)	2:12.31 [11] (0:15.41)	1:56.90 [10] (0:14.80)	1:42.10 [9] (0:14.61)	1:27.49 [8] (0:15.73)	1:11.76 [8] (0:15.43)	0:56.33 [7] (0:14.32)	0:42.01 [6] (0:14.08)	0:27.93 [5] (0:13.90)	0:14.04 [2] (0:14.04)
Average Speed [km/h]	50.2	48.1	49.4	49.3	46.2	47.1	50.3	51.7	52.3	51.3
Top Speed [km/h]	50.7	49.7	51.2	50.5	48.4	48.9	51.1	52.6	52.8	52.5
Avg. Dist. to Rail [m]	9.2	4.9	2.1	3.5	1.2	1.5	1.9	1.5	2.2	7.3



[] Ranking at each section and finish
 -:-:- No data available at this section
 NA No data available

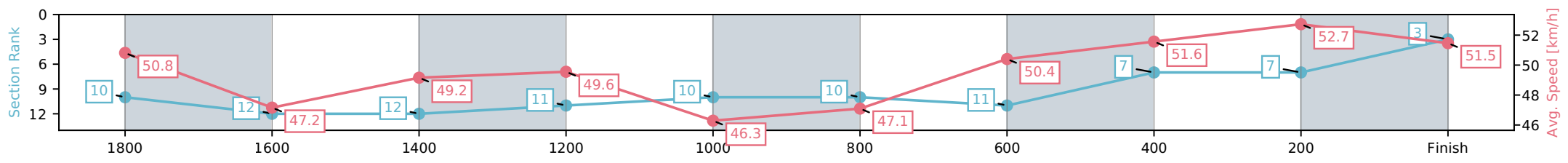
Horse/Jockey Name	To Ri Ruby/K A Butt
Finish Rank	3
Fastest Section Time (Section)	0:13.75 (400-200)
Top Speed [km/h] (Section)	53.4 (400-200)
Race State	Finished



NZ Metropolitan Trotting Club Inc Harness
 Race 10: GOLD BAND TAXIS MOBILE PACE - 1980m
 17 April 2026 - 9:37PM
 Weather: Fine



Section	L1980	L1800	L1600	L1400	L1200	L1000	L800	L600	L400	L200
Section Times	2:24.91 (0:12.28)	2:12.63 [12] (0:15.91)	1:56.72 [12] (0:14.90)	1:41.82 [11] (0:14.54)	1:27.29 [10] (0:15.70)	1:11.59 [10] (0:15.44)	0:56.15 [11] (0:14.29)	0:41.86 [7] (0:14.10)	0:27.76 [7] (0:13.75)	0:14.01 [3] (0:14.01)
Average Speed [km/h]	50.8	47.2	49.2	49.6	46.3	47.1	50.4	51.6	52.7	51.5
Top Speed [km/h]	52.4	48.8	52.0	51.9	48.1	49.7	51.3	52.4	53.4	53.4
Avg. Dist. to Rail [m]	14.3	7.0	2.3	3.5	1.2	1.5	1.8	1.5	1.2	1.0



[] Ranking at each section and finish
 -:-:- No data available at this section
 NA No data available

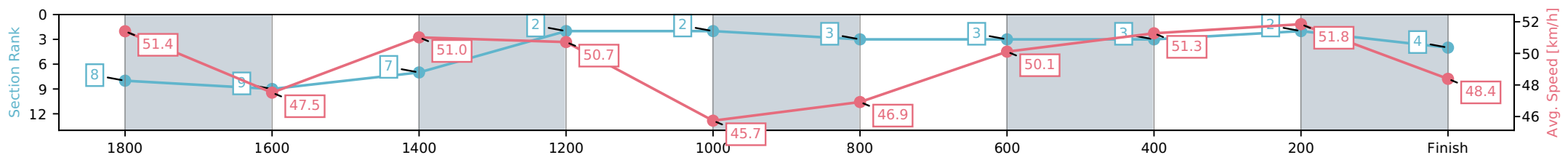
Horse/Jockey Name	My Wingman/S J Thornley
Finish Rank	4
Fastest Section Time (Section)	0:14.00 (400-200)
Top Speed [km/h] (Section)	52.7 (1400-1200)
Race State	Finished



NZ Metropolitan Trotting Club Inc Harness
 Race 10: GOLD BAND TAXIS MOBILE PACE - 1980m
 17 April 2026 - 9:37PM
 Weather: Fine



Section	L1980	L1800	L1600	L1400	L1200	L1000	L800	L600	L400	L200
Section Times	2:25.02 (0:12.11)	2:12.91 [9] (0:15.24)	1:57.66 [7] (0:14.37)	1:43.30 [2] (0:14.22)	1:29.08 [2] (0:15.97)	1:13.12 [3] (0:15.72)	0:57.39 [3] (0:14.37)	0:43.02 [3] (0:14.10)	0:28.92 [2] (0:14.00)	0:14.92 [4] (0:14.92)
Average Speed [km/h]	51.4	47.5	51.0	50.7	45.7	46.9	50.1	51.3	51.8	48.4
Top Speed [km/h]	52.7	50.6	52.2	52.7	47.5	47.8	51.2	52.1	52.6	50.7
Avg. Dist. to Rail [m]	10.1	1.6	3.0	5.6	1.7	3.5	2.9	1.1	2.0	5.0



[] Ranking at each section and finish
 -:-:- No data available at this section
 NA No data available

Horse/Jockey Name	Goorambat Art/G N Thornley
Finish Rank	5
Fastest Section Time (Section)	0:14.01 (400-200)
Top Speed [km/h] (Section)	55.1 (1980 - 1800)
Race State	Finished



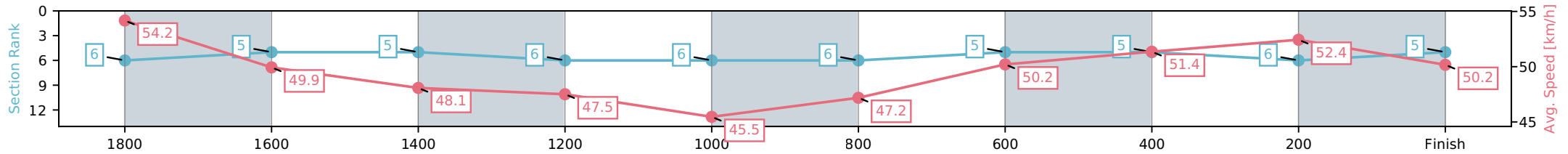
NZ Metropolitan Trotting Club Inc Harness
 Race 10: GOLD BAND TAXIS MOBILE PACE - 1980m



17 April 2026 - 9:37PM

Weather: Fine

Section	L1980	L1800	L1600	L1400	L1200	L1000	L800	L600	L400	L200
Section Times	2:25.07 (0:11.81)	2:13.26 [5] (0:14.56)	1:58.70 [5] (0:15.12)	1:43.58 [6] (0:15.16)	1:28.42 [6] (0:15.99)	1:12.42 [6] (0:15.42)	0:57.01 [5] (0:14.34)	0:42.66 [5] (0:14.30)	0:28.37 [6] (0:14.01)	0:14.36 [5] (0:14.36)
Average Speed [km/h]	54.2	49.9	48.1	47.5	45.5	47.2	50.2	51.4	52.4	50.2
Top Speed [km/h]	55.1	52.9	48.7	48.2	46.8	48.8	51.4	51.8	52.7	52.1
Avg. Dist. to Rail [m]	2.0	1.6	1.5	3.7	1.3	1.6	1.8	2.5	3.6	8.9



- [] Ranking at each section and finish
- :-:- No data available at this section
- NA No data available

Horse/Jockey Name	Classie Linc/M B Holbrough
Finish Rank	6
Fastest Section Time (Section)	0:13.65 (200-0)
Top Speed [km/h] (Section)	54.3 (200-0)
Race State	Finished



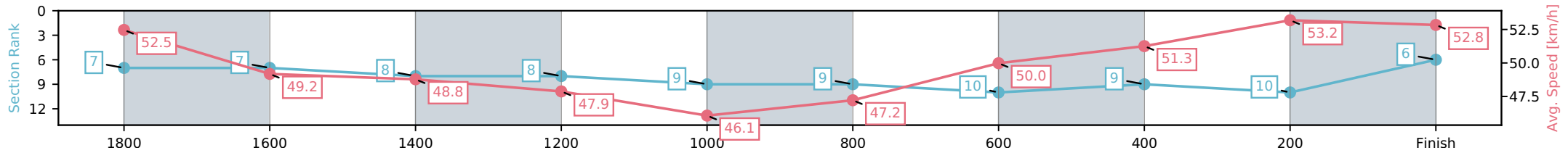
NZ Metropolitan Trotting Club Inc Harness
 Race 10: GOLD BAND TAXIS MOBILE PACE - 1980m



17 April 2026 - 9:37PM

Weather: Fine

Section	L1980	L1800	L1600	L1400	L1200	L1000	L800	L600	L400	L200
Section Times	2:25.10 (0:11.90)	2:13.20 [7] (0:14.96)	1:58.23 [8] (0:15.12)	1:43.12 [8] (0:15.04)	1:28.08 [9] (0:16.00)	1:12.08 [9] (0:15.59)	0:56.49 [10] (0:14.41)	0:42.08 [9] (0:14.46)	0:27.61 [10] (0:13.96)	0:13.65 [6] (0:13.65)
Average Speed [km/h]	52.5	49.2	48.8	47.9	46.1	47.2	50.0	51.3	53.2	52.8
Top Speed [km/h]	53.0	52.2	49.7	48.6	47.3	48.8	50.6	52.2	54.1	54.3
Avg. Dist. to Rail [m]	3.5	3.2	3.3	5.5	2.9	3.2	3.6	4.1	4.9	9.6



- [] Ranking at each section and finish
- :-:- No data available at this section
- NA No data available

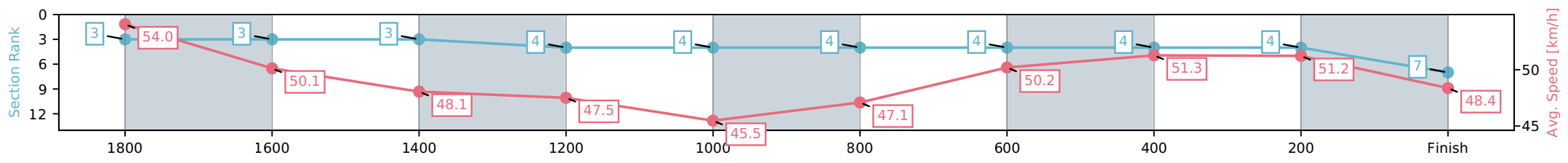
Horse/Jockey Name	Delightful Dreams/O G Thornley
Finish Rank	7
Fastest Section Time (Section)	0:14.15 (400-200)
Top Speed [km/h] (Section)	54.9 (1980 - 1800)
Race State	Finished



NZ Metropolitan Trotting Club Inc Harness
 Race 10: GOLD BAND TAXIS MOBILE PACE - 1980m
 17 April 2026 - 9:37PM
 Weather: Fine



Section	L1980	L1800	L1600	L1400	L1200	L1000	L800	L600	L400	L200
Section Times	2:25.35 (0:11.55)	2:13.80 [3] (0:14.52)	1:59.28 [3] (0:15.13)	1:44.15 [4] (0:15.16)	1:28.99 [4] (0:15.98)	1:13.02 [4] (0:15.45)	0:57.56 [4] (0:14.34)	0:43.22 [4] (0:14.18)	0:29.04 [4] (0:14.15)	0:14.89 [7] (0:14.89)
Average Speed [km/h]	54.0	50.1	48.1	47.5	45.5	47.1	50.2	51.3	51.2	48.4
Top Speed [km/h]	54.9	53.1	48.7	48.0	46.9	48.4	51.4	51.9	52.0	51.0
Avg. Dist. to Rail [m]	2.0	1.7	1.5	3.6	1.2	1.5	1.7	1.6	1.3	2.3



[] Ranking at each section and finish
 -:-:- No data available at this section
 NA No data available

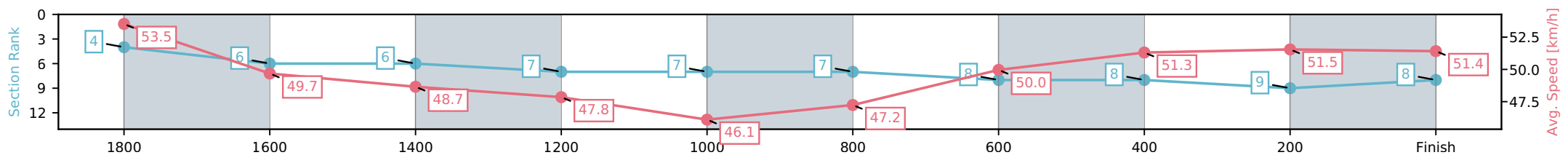
Horse/Jockey Name	Matai Harry/J W Cox
Finish Rank	8
Fastest Section Time (Section)	0:14.00 (200-0)
Top Speed [km/h] (Section)	54.2 (1980 - 1800)
Race State	Finished



NZ Metropolitan Trotting Club Inc Harness
 Race 10: GOLD BAND TAXIS MOBILE PACE - 1980m
 17 April 2026 - 9:37PM
 Weather: Fine



Section	L1980	L1800	L1600	L1400	L1200	L1000	L800	L600	L400	L200
Section Times	2:25.45 (0:11.65)	2:13.80 [6] (0:14.85)	1:58.94 [6] (0:15.15)	1:43.80 [7] (0:15.05)	1:28.75 [7] (0:16.01)	1:12.74 [7] (0:15.59)	0:57.15 [8] (0:14.42)	0:42.73 [8] (0:14.45)	0:28.28 [9] (0:14.27)	0:14.00 [8] (0:14.00)
Average Speed [km/h]	53.5	49.7	48.7	47.8	46.1	47.2	50.0	51.3	51.5	51.4
Top Speed [km/h]	54.2	53.2	49.0	48.5	47.3	48.6	50.8	51.7	52.4	53.0
Avg. Dist. to Rail [m]	5.0	3.8	3.3	5.7	3.0	3.4	3.8	4.2	3.4	6.7



[] Ranking at each section and finish
 -:-:- No data available at this section
 NA No data available

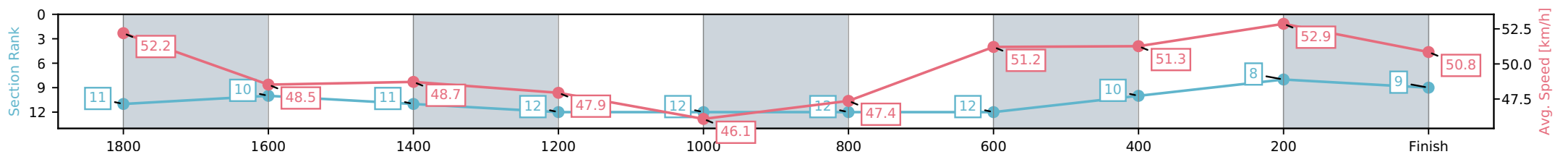
Horse/Jockey Name	Ann Sophie/R T May
Finish Rank	9
Fastest Section Time (Section)	0:13.73 (400-200)
Top Speed [km/h] (Section)	53.4 (800-600)
Race State	Finished



NZ Metropolitan Trotting Club Inc Harness
 Race 10: GOLD BAND TAXIS MOBILE PACE - 1980m
 17 April 2026 - 9:37PM
 Weather: Fine



Section	L1980	L1800	L1600	L1400	L1200	L1000	L800	L600	L400	L200
Section Times	2:25.47 (0:12.33)	2:13.14 [10] (0:15.18)	1:57.97 [11] (0:15.14)	1:42.83 [12] (0:15.02)	1:27.81 [12] (0:16.01)	1:11.80 [12] (0:15.57)	0:56.23 [12] (0:14.06)	0:42.17 [10] (0:14.28)	0:27.89 [8] (0:13.73)	0:14.16 [9] (0:14.16)
Average Speed [km/h]	52.2	48.5	48.7	47.9	46.1	47.4	51.2	51.3	52.9	50.8
Top Speed [km/h]	53.0	50.7	49.6	48.6	47.4	49.3	53.4	53.3	53.1	53.0
Avg. Dist. to Rail [m]	5.7	3.7	3.3	5.9	3.1	3.3	4.8	3.2	1.5	4.7



[] Ranking at each section and finish
 -:-:- No data available at this section
 NA No data available

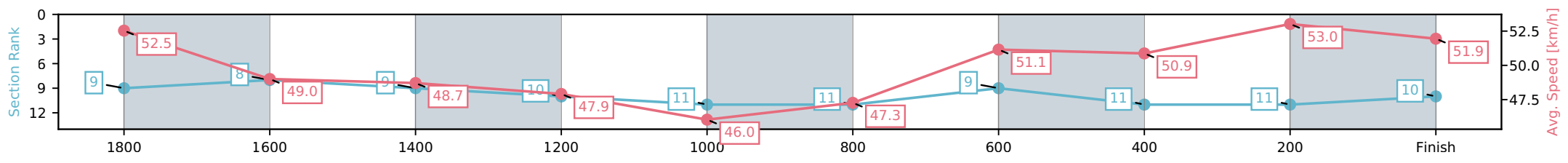
Horse/Jockey Name	Rena/B T Hope
Finish Rank	10
Fastest Section Time (Section)	0:13.88 (200-0)
Top Speed [km/h] (Section)	54.4 (200-0)
Race State	Finished



NZ Metropolitan Trotting Club Inc Harness
 Race 10: GOLD BAND TAXIS MOBILE PACE - 1980m
 17 April 2026 - 9:37PM
 Weather: Fine



Section	L1980	L1800	L1600	L1400	L1200	L1000	L800	L600	L400	L200
Section Times	2:25.51 (0:12.19)	2:13.32 [8] (0:14.99)	1:58.32 [9] (0:15.11)	1:43.22 [10] (0:15.03)	1:28.18 [11] (0:16.00)	1:12.19 [11] (0:15.60)	0:56.59 [9] (0:14.08)	0:42.52 [11] (0:14.72)	0:27.80 [11] (0:13.92)	0:13.88 [10] (0:13.88)
Average Speed [km/h]	52.5	49.0	48.7	47.9	46.0	47.3	51.1	50.9	53.0	51.9
Top Speed [km/h]	53.6	52.2	49.4	48.7	47.2	49.3	53.3	52.1	54.3	54.4
Avg. Dist. to Rail [m]	3.9	3.0	3.1	5.7	2.8	3.2	4.9	5.4	3.1	1.4



[] Ranking at each section and finish
 -:-:- No data available at this section
 NA No data available

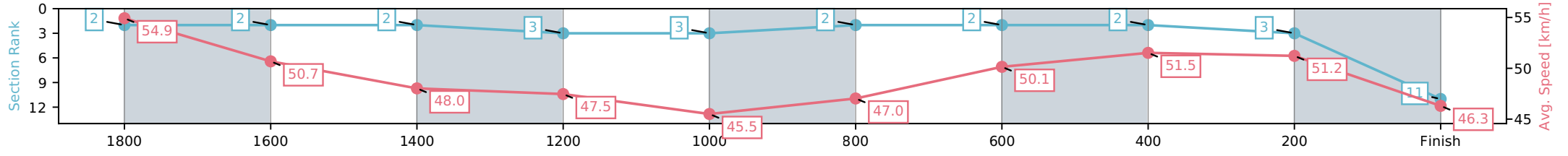
Horse/Jockey Name	Ask Me Lazarus/B N Orange
Finish Rank	11
Fastest Section Time (Section)	0:14.14 (600-400)
Top Speed [km/h] (Section)	56.2 (1980 - 1800)
Race State	Finished



NZ Metropolitan Trotting Club Inc Harness
 Race 10: GOLD BAND TAXIS MOBILE PACE - 1980m
 17 April 2026 - 9:37PM
 Weather: Fine



Section	L1980	L1800	L1600	L1400	L1200	L1000	L800	L600	L400	L200
Section Times	2:25.66 (0:11.30)	2:14.36 [2] (0:14.43)	1:59.93 [2] (0:15.15)	1:44.78 [3] (0:15.18)	1:29.60 [3] (0:15.96)	1:13.64 [2] (0:15.46)	0:58.18 [2] (0:14.36)	0:43.82 [2] (0:14.14)	0:29.68 [3] (0:14.16)	0:15.53 [11] (0:15.53)
Average Speed [km/h]	54.9	50.7	48.0	47.5	45.5	47.0	50.1	51.5	51.2	46.3
Top Speed [km/h]	56.2	54.0	48.6	47.8	46.9	48.2	51.3	52.3	52.3	49.8
Avg. Dist. to Rail [m]	6.1	2.6	1.6	3.7	1.1	1.5	1.7	1.7	1.5	4.0



[] Ranking at each section and finish
 -:-:- No data available at this section
 NA No data available

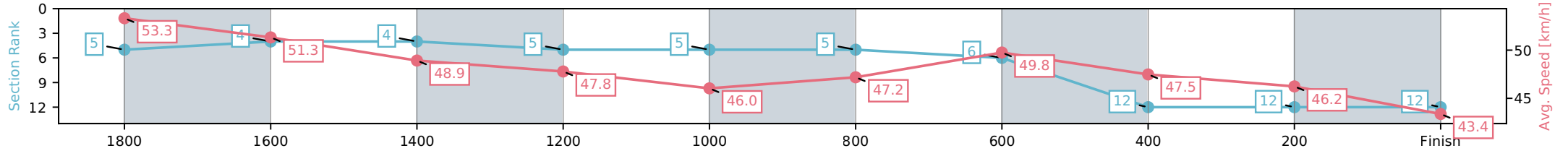
Horse/Jockey Name	Shannon B/W J House
Finish Rank	12
Fastest Section Time (Section)	0:14.47 (800-600)
Top Speed [km/h] (Section)	54.2 (1980 - 1800)
Race State	Finished



NZ Metropolitan Trotting Club Inc Harness
 Race 10: GOLD BAND TAXIS MOBILE PACE - 1980m
 17 April 2026 - 9:37PM
 Weather: Fine



Section	L1980	L1800	L1600	L1400	L1200	L1000	L800	L600	L400	L200
Section Times	2:30.26 (0:11.68)	2:18.58 [4] (0:14.54)	2:04.04 [4] (0:15.08)	1:48.95 [5] (0:15.07)	1:33.88 [5] (0:15.99)	1:17.89 [5] (0:15.63)	1:02.26 [6] (0:14.47)	0:47.79 [12] (0:15.45)	0:32.34 [12] (0:15.77)	0:16.56 [12] (0:16.56)
Average Speed [km/h]	53.3	51.3	48.9	47.8	46.0	47.2	49.8	47.5	46.2	43.4
Top Speed [km/h]	54.2	53.9	50.3	48.2	47.4	48.3	50.4	49.1	48.2	45.3
Avg. Dist. to Rail [m]	10.9	5.6	3.3	5.3	2.8	3.3	3.4	2.9	2.2	6.6



[] Ranking at each section and finish
 -:-:- No data available at this section
 NA No data available