



Cheviot Harness Racing Club Inc Harness
 Race 1: PHOEBE STANDARDBREDS TROT - 2600m
 19 April 2026 - 12:01PM



Weather: Fine

Field Times (Race Tempo) 3:21.48 (0:16.41) 3:05.07 (0:14.82) 2:50.26 (0:15.51) 2:34.74 (0:16.40) 2:18.35 (0:16.93) 2:01.41 (0:16.06) 1:45.35 (0:14.49) 1:30.86 (0:14.84)

Rank	TAB#	Horse	Overall Time	First 400m	Top Speed km/h (Section)	L2600	L2400	L2200	L2000	L1800	L1600	L1400	L1200
	(BAR#)	Driver	Margin (DT-W)	Last 600m	Fastest Section (Time)	Start - 2400	2400 - 2200	2200 - 2000	2000 - 1800	1800 - 1600	1600 - 1400	1400 - 1200	1200 - 1000
1	17	Isobel	3:21.48	0:33.15	52.0 (200-0)	3:21.48	3:03.13 [8]	2:48.33 [7]	2:32.64 [6]	2:16.11 [6]	1:59.69 [7]	1:44.28 [6]	1:30.05 [6]
	(U4)	B T Hope		0:45.03	200-0 (0:14.12)	(0:18.35)	(0:14.80)	(0:15.70)	(0:16.52)	(0:16.43)	(0:15.41)	(0:14.23)	(0:14.80)
2	9	Johnny Trotter	3:21.49	0:31.22	52.6 (2600 - 2400)	3:21.49	3:05.08 [1]	2:50.27 [1]	2:34.40 [2]	2:18.36 [1]	2:01.42 [1]	1:45.36 [1]	1:30.86 [1]
	(9)	John R Dunn	0.1L (-29)	0:45.77	200-0 (0:14.24)	(0:16.40)	(0:14.82)	(0:15.87)	(0:16.04)	(0:16.94)	(0:16.06)	(0:14.50)	(0:14.84)
3	2	Calmbeforethestorm	3:21.59	0:32.85	51.9 (200-0)	3:21.59	3:03.70 [7]	2:48.74 [6]	2:33.11 [5]	2:16.55 [5]	2:00.16 [5]	1:44.65 [5]	1:30.43 [4]
	(2)	G D O'Reilly	0.7L (-12)	0:45.44	200-0 (0:14.03)	(0:17.89)	(0:14.96)	(0:15.63)	(0:16.56)	(0:16.38)	(0:15.51)	(0:14.22)	(0:14.83)
4	13	Heza Cool Dude	3:22.72	0:35.12	52.6 (200-0)	3:22.72	3:03.15 [12]	2:47.60 [12]	2:32.03 [10]	2:16.19 [11]	1:59.83 [12]	1:44.34 [12]	1:29.89 [12]
	(13)	S E O'Reilly	7.1L (-6)	0:45.19	200-0 (0:14.12)	(0:19.57)	(0:15.55)	(0:15.56)	(0:15.85)	(0:16.35)	(0:15.49)	(0:14.45)	(0:14.50)
5	12	Help Me	3:22.72	0:34.74	51.9 (1200-1000)	3:22.72	3:03.50 [11]	2:47.98 [10]	2:32.47 [8]	2:16.54 [9]	2:00.16 [11]	1:44.72 [11]	1:30.34 [10]
	(12)	R T May	7.1L (-7)	0:45.53	200-0 (0:14.19)	(0:19.22)	(0:15.52)	(0:15.51)	(0:15.93)	(0:16.38)	(0:15.45)	(0:14.38)	(0:14.54)
6	7	Morrie Afton	3:23.75	0:32.33	51.5 (1000-800)	3:23.75	3:06.57 [5]	2:51.43 [5]	2:35.74 [4]	2:19.22 [4]	2:02.64 [4]	1:47.30 [3]	1:33.04 [2]
	(7)	J C Morrison	13.0L (-13)	0:48.00	1400-1200 (0:14.26)	(0:17.18)	(0:15.15)	(0:15.68)	(0:16.52)	(0:16.58)	(0:15.34)	(0:14.26)	(0:14.77)
7	1	Schoemaker	3:24.37	0:34.35	51.8 (1400-1200)	3:24.37	3:05.25 [10]	2:50.02 [9]	2:34.63 [7]	2:18.60 [7]	2:02.21 [9]	1:46.79 [9]	1:32.53 [8]
	(1)	J W Smith	16.5L (-8)	0:47.53	1400-1200 (0:14.26)	(0:19.12)	(0:15.23)	(0:15.39)	(0:16.03)	(0:16.39)	(0:15.43)	(0:14.26)	(0:14.75)
8	14	A Reason To Fight	3:25.21	0:34.87	50.5 (1400-1200)	3:25.21	3:05.15 [14]	2:50.34 [11]	2:34.51 [11]	2:18.83 [10]	2:03.11 [8]	1:47.68 [8]	1:33.08 [9]
	(U1)	Craig D Thornley	21.3L (-22)	0:47.36	1400-1200 (0:14.60)	(0:20.06)	(0:14.81)	(0:15.83)	(0:15.68)	(0:15.72)	(0:15.43)	(0:14.60)	(0:14.94)
9	11	KD Grins	3:25.98	0:31.93	50.8 (2600 - 2400)	3:25.98	3:09.46 [3]	2:54.04 [3]	2:38.32 [3]	2:21.83 [3]	2:05.06 [3]	1:49.14 [4]	1:34.66 [5]
	(11)	S J Ottley	25.7L (-23)	0:49.24	1400-1200 (0:14.48)	(0:16.52)	(0:15.41)	(0:15.72)	(0:16.50)	(0:16.77)	(0:15.92)	(0:14.48)	(0:14.90)
10	10	Castleisland	3:26.50	0:31.25	52.2 (2600 - 2400)	3:26.50	3:10.00 [2]	2:55.25 [2]	2:39.76 [1]	2:22.97 [2]	2:06.09 [2]	1:50.05 [2]	1:35.56 [3]
	(10)	P J Wakelin	28.7L (-28)	0:50.17	1400-1200 (0:14.49)	(0:16.50)	(0:14.75)	(0:15.49)	(0:16.79)	(0:16.89)	(0:16.04)	(0:14.49)	(0:14.88)

Scratched: Lindy's Rocket (#3), Night Life (#6)

Did Not Finish: Wet Up Tyrone (#5)

Report Created: Sun 19 April 2026

(Note: Races are conducted over an approximate distance as close as possible to the advertised distance, and recorded data may vary accordingly. Official times refer to race times only and do not include handicap times.)

[] Position in running at each section and finish TAB# Saddle cloth number
 -:-- No data available at this section BAR# Barrier/Gate Position
 NA No data available DNF Did not finish
 DNT Did not track DT-W Distance travelled compared to winner in metres

Fastest split
 Fastest section





Cheviot Harness Racing Club Inc Harness
 Race 1: PHOEBE STANDARDBREDS TROT - 2600m
 19 April 2026 - 12:01PM



Weather: Fine

Field Times (Race Tempo) 3:21.48 (0:16.41) 3:05.07 (0:14.82) 2:50.26 (0:15.51) 2:34.74 (0:16.40) 2:18.35 (0:16.93) 2:01.41 (0:16.06) 1:45.35 (0:14.49) 1:30.86 (0:14.84)

Rank	TAB#	Horse	Overall Time	First 400m	Top Speed km/h (Section)	L2600	L2400	L2200	L2000	L1800	L1600	L1400	L1200
	(BAR#)	Driver	Margin (DT-W)	Last 600m	Fastest Section (Time)	Start - 2400	2400 - 2200	2200 - 2000	2000 - 1800	1800 - 1600	1600 - 1400	1400 - 1200	1200 - 1000
11	4	Spanish Princess	3:27.09	0:36.83	51.0 (2200-2000)	3:27.09	3:05.27 [15]	2:50.26 [14]	2:35.47 [14]	2:20.20 [13]	2:04.57 [10]	1:49.23 [10]	1:34.60 [11]
	(4)	R E Harrison	32.1L (-30)	0:48.75	1400-1200 (0:14.62)	(0:21.82)	(0:15.01)	(0:14.80)	(0:15.27)	(0:15.62)	(0:15.35)	(0:14.62)	(0:14.93)
12	8	Champers Pat	3:28.24	0:32.05	51.7 (2600 - 2400)	3:28.24	3:11.42 [4]	2:56.19 [4]	2:37.97 [9]	2:22.33 [8]	2:06.56 [6]	1:51.00 [7]	1:36.46 [7]
	(8)	R D Close	38.6L (-30)	0:50.80	1400-1200 (0:14.54)	(0:16.82)	(0:15.23)	(0:18.21)	(0:15.65)	(0:15.76)	(0:15.56)	(0:14.54)	(0:14.93)
13	15	Terry Webster	3:30.17	0:35.55	51.6 (1400-1200)	3:30.17	3:10.22 [13]	2:54.62 [13]	2:39.10 [12]	2:23.28 [12]	2:06.96 [13]	1:51.45 [13]	1:37.02 [13]
	(U2)	S J Tomlinson	49.7L (-7)	0:52.16	1400-1200 (0:14.42)	(0:19.96)	(0:15.59)	(0:15.52)	(0:15.82)	(0:16.33)	(0:15.51)	(0:14.42)	(0:14.48)
14	16	Hunter Hills	3:33.91	0:33.64	50.9 (1400-1200)	3:33.91	3:15.40 [9]	3:00.27 [8]	2:42.44 [13]	2:26.67 [14]	2:10.24 [14]	1:54.71 [14]	1:40.38 [14]
	(U3)	M J Williamson	71.0L (-8)	0:53.89	1400-1200 (0:14.33)	(0:18.51)	(0:15.13)	(0:17.83)	(0:15.77)	(0:16.42)	(0:15.53)	(0:14.33)	(0:14.62)

Scratched: Lindy's Rocket (#3), Night Life (#6)
 Did Not Finish: Wot Up Tyrone (#5)

- [] Position in running at each section and finish TAB# Saddle cloth number
- :-- No data available at this section BAR# Barrier/Gate Position
- NA No data available DNF Did not finish
- DNT Did not track DT-W Distance travelled compared to winner in metres

- Fastest split
- Fastest section



Cheviot Harness Racing Club Inc Harness

Race 1: PHOEBE STANDARDBREDS TROT - 2600m

19 April 2026 - 12:01PM



Weather: Fine

Field Times
(Race Tempo) 1:16.02 1:01.17 0:45.77 0:29.85 0:14.23
(0:14.85) (0:15.40) (0:15.91) (0:15.62) (0:14.23)

Rank	TAB#	Horse	Overall Time	First 400m	Top Speed km/h (Section)	L1000	L800	L600	L400	L200			
	(BAR#)	Driver	Margin (DT-W)	Last 600m	Fastest Section (Time)	1000 - 800	800 - 600	600 - 400	400 - 200	200 - Finish			
1	17	Isobel	3:21.48	0:33.15	52.0 (200-0)	1:15.25 [6]	1:00.39 [5]	0:45.03 [5]	0:29.31 [4]	0:14.12 [2]			
	(U4)	B T Hope		0:45.03	200-0 (0:14.12)	(0:14.86)	(0:15.35)	(0:15.72)	(0:15.19)	(0:14.12)			
2	9	Johnny Trotter	3:21.49	0:31.22	52.6 (2600 - 2400)	1:16.03 [1]	1:01.18 [1]	0:45.78 [1]	0:29.86 [1]	0:14.24 [1]			
	(9)	John R Dunn	0.1L (-29)	0:45.77	200-0 (0:14.24)	(0:14.85)	(0:15.40)	(0:15.91)	(0:15.62)	(0:14.24)			
3	2	Calmbeforethestorm	3:21.59	0:32.85	51.9 (200-0)	1:15.60 [4]	1:00.80 [3]	0:45.44 [3]	0:29.65 [3]	0:14.03 [3]			
	(2)	G D O'Reilly	0.7L (-12)	0:45.44	200-0 (0:14.03)	(0:14.80)	(0:15.36)	(0:15.79)	(0:15.62)	(0:14.03)			
4	13	Heza Cool Dude	3:22.72	0:35.12	52.6 (200-0)	1:15.39 [11]	1:00.39 [10]	0:45.20 [10]	0:29.39 [9]	0:14.12 [8]			
	(13)	S E O'Reilly	7.1L (-6)	0:45.19	200-0 (0:14.12)	(0:15.00)	(0:15.19)	(0:15.80)	(0:15.27)	(0:14.12)			
5	12	Help Me	3:22.72	0:34.74	51.9 (1200-1000)	1:15.80 [9]	1:00.78 [8]	0:45.54 [8]	0:29.73 [8]	0:14.19 [6]			
	(12)	R T May	7.1L (-7)	0:45.53	200-0 (0:14.19)	(0:15.02)	(0:15.24)	(0:15.81)	(0:15.53)	(0:14.19)			
6	7	Morrie Afton	3:23.75	0:32.33	51.5 (1000-800)	1:18.27 [2]	1:03.40 [2]	0:47.99 [2]	0:31.96 [2]	0:16.18 [4]			
	(7)	J C Morrison	13.0L (-13)	0:48.00	1400-1200 (0:14.26)	(0:14.88)	(0:15.40)	(0:16.03)	(0:15.79)	(0:16.18)			
7	1	Schoemaker	3:24.37	0:34.35	51.8 (1400-1200)	1:17.78 [7]	1:02.82 [7]	0:47.53 [7]	0:31.50 [7]	0:16.01 [5]			
	(1)	J W Smith	16.5L (-8)	0:47.53	1400-1200 (0:14.26)	(0:14.96)	(0:15.29)	(0:16.04)	(0:15.48)	(0:16.01)			
8	14	A Reason To Fight	3:25.21	0:34.87	50.5 (1400-1200)	1:18.14 [10]	1:02.79 [11]	0:47.36 [11]	0:31.45 [11]	0:15.89 [10]			
	(U1)	Craig D Thornley	21.3L (-22)	0:47.36	1400-1200 (0:14.60)	(0:15.35)	(0:15.43)	(0:15.91)	(0:15.56)	(0:15.89)			
9	11	KD Grins	3:25.98	0:31.93	50.8 (2600 - 2400)	1:19.76 [5]	1:04.76 [6]	0:49.24 [6]	0:33.30 [5]	0:17.39 [7]			
	(11)	S J Ottley	25.7L (-23)	0:49.24	1400-1200 (0:14.48)	(0:15.00)	(0:15.52)	(0:15.94)	(0:15.91)	(0:17.39)			
10	10	Castleisland	3:26.50	0:31.25	52.2 (2600 - 2400)	1:20.68 [3]	1:05.69 [4]	0:50.16 [4]	0:33.70 [6]	0:17.21 [9]			
	(10)	P J Wakelin	28.7L (-28)	0:50.17	1400-1200 (0:14.49)	(0:14.99)	(0:15.52)	(0:16.47)	(0:16.49)	(0:17.21)			

Scratched: Lindy's Rocket (#3), Night Life (#6)
Did Not Finish: Wot Up Tyrone (#5)

Report Created: Sun 19 April 2026

(Note: Races are conducted over an approximate distance as close as possible to the advertised distance, and recorded data may vary accordingly. Official times refer to race times only and do not include handicap times.)

[] Position in running at each section and finish TAB# Saddle cloth number

Fastest split

-:--:-- No data available at this section

BAR# Barrier/Gate Position

Fastest section

NA No data available

DNF Did not finish

DNT Did not track

DT-W Distance travelled compared to winner in metres

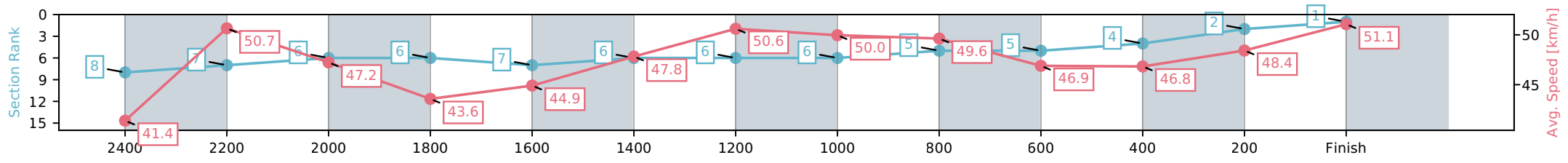
Horse/Jockey Name	Isobel/B T Hope
Finish Rank	1
Fastest Section Time (Section)	0:14.12 (200-0)
Top Speed [km/h] (Section)	52.0 (200-0)
Race State	Finished



Cheviot Harness Racing Club Inc Harness
 Race 1: PHOEBE STANDARDBREDS TROT - 2600m
 19 April 2026 - 12:01PM
 Weather: Fine



Section	L2600	L2400	L2200	L2000	L1800	L1600	L1400	L1200	L1000	L800	L600	L400	L200
Section Times	3:21.48 (0:18.35)	3:03.13 [7] (0:14.80)	2:48.33 [6] (0:15.70)	2:32.64 [6] (0:16.52)	2:16.11 [7] (0:16.43)	1:59.69 [6] (0:15.41)	1:44.28 [6] (0:14.23)	1:30.05 [6] (0:14.80)	1:15.25 [5] (0:14.86)	1:00.39 [5] (0:15.35)	0:45.03 [4] (0:15.72)	0:29.31 [2] (0:15.19)	0:14.12 [1] (0:14.12)
Average Speed [km/h]	41.4	50.7	47.2	43.6	44.9	47.8	50.6	50.0	49.6	46.9	46.8	48.4	51.1
Top Speed [km/h]	51.8	51.2	49.8	45.1	46.0	49.5	51.4	50.4	51.1	48.6	48.2	51.4	52.0
Avg. Dist. to Rail [m]	15.3	5.4	3.9	3.4	4.0	3.2	5.6	3.3	3.3	4.0	3.3	3.7	5.9



[] Ranking at each section and finish
 -:-:- No data available at this section
 NA No data available

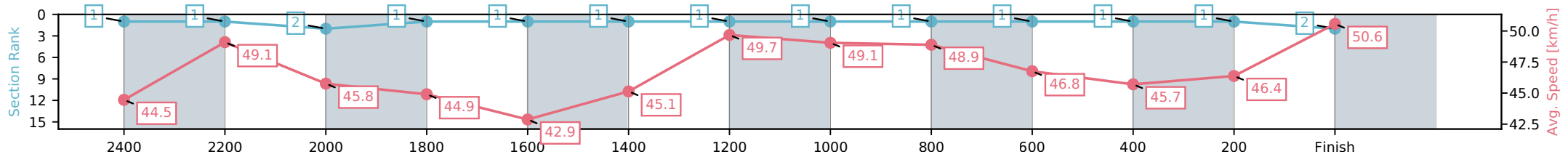
Horse/Jockey Name	Johnny Trotter/John R Dunn
Finish Rank	2
Fastest Section Time (Section)	0:14.24 (200-0)
Top Speed [km/h] (Section)	52.6 (2600 - 2400)
Race State	Finished



Cheviot Harness Racing Club Inc Harness
 Race 1: PHOEBE STANDARDBREDS TROT - 2600m
 19 April 2026 - 12:01PM
 Weather: Fine



Section	L2600	L2400	L2200	L2000	L1800	L1600	L1400	L1200	L1000	L800	L600	L400	L200
Section Times	3:21.49 (0:16.40)	3:05.08 [1] (0:14.82)	2:50.27 [2] (0:15.87)	2:34.40 [1] (0:16.04)	2:18.36 [1] (0:16.94)	2:01.42 [1] (0:16.06)	1:45.36 [1] (0:14.50)	1:30.86 [1] (0:14.84)	1:16.03 [1] (0:14.85)	1:01.18 [1] (0:15.40)	0:45.78 [1] (0:15.91)	0:29.86 [1] (0:15.62)	0:14.24 [2] (0:14.24)
Average Speed [km/h]	44.5	49.1	45.8	44.9	42.9	45.1	49.7	49.1	48.9	46.8	45.7	46.4	50.6
Top Speed [km/h]	52.6	51.5	48.3	46.7	43.7	47.6	50.4	49.8	50.9	48.0	46.0	48.8	50.9
Avg. Dist. to Rail [m]	9.4	1.5	1.3	3.3	1.6	1.1	3.7	1.3	1.3	2.2	1.6	1.3	3.2



[] Ranking at each section and finish
 -:-:- No data available at this section
 NA No data available

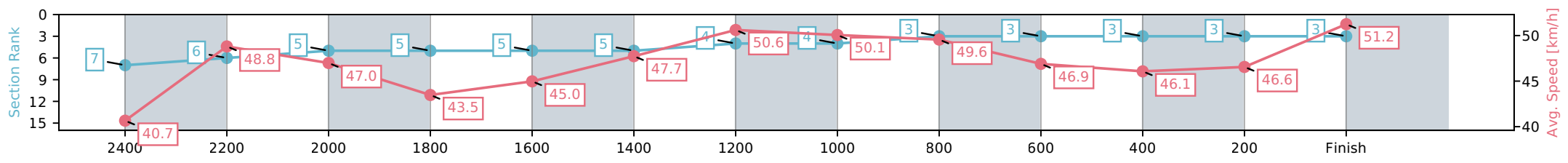
Horse/Jockey Name	Calmbeforethestorm/G D O'Reilly
Finish Rank	3
Fastest Section Time (Section)	0:14.03 (200-0)
Top Speed [km/h] (Section)	51.9 (200-0)
Race State	Finished



Cheviot Harness Racing Club Inc Harness
 Race 1: PHOEBE STANDARDBREDS TROT - 2600m
 19 April 2026 - 12:01PM
 Weather: Fine



Section	L2600	L2400	L2200	L2000	L1800	L1600	L1400	L1200	L1000	L800	L600	L400	L200
Section Times	3:21.59 (0:17.89)	3:03.70 [6] (0:14.96)	2:48.74 [5] (0:15.63)	2:33.11 [5] (0:16.56)	2:16.55 [5] (0:16.38)	2:00.16 [5] (0:15.51)	1:44.65 [4] (0:14.22)	1:30.43 [4] (0:14.83)	1:15.60 [3] (0:14.80)	1:00.80 [3] (0:15.36)	0:45.44 [3] (0:15.79)	0:29.65 [3] (0:15.62)	0:14.03 [3] (0:14.03)
Average Speed [km/h]	40.7	48.8	47.0	43.5	45.0	47.7	50.6	50.1	49.6	46.9	46.1	46.6	51.2
Top Speed [km/h]	49.4	49.6	49.3	45.1	46.1	49.5	51.3	50.8	51.4	48.9	46.8	50.7	51.9
Avg. Dist. to Rail [m]	4.4	1.9	2.8	3.1	3.6	3.9	6.1	3.8	2.6	3.0	1.8	1.7	1.9



[] Ranking at each section and finish
 -:-:- No data available at this section
 NA No data available

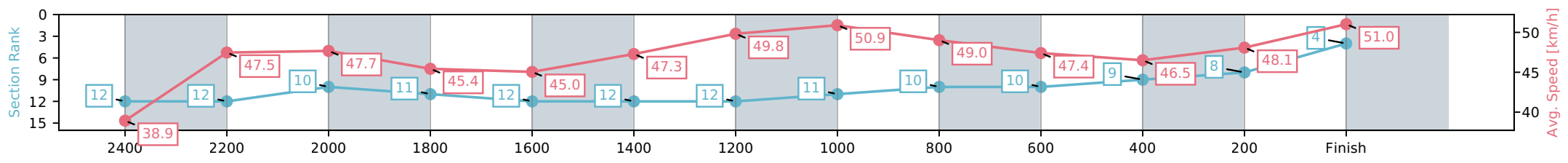
Horse/Jockey Name	Heza Cool Dude/S E O'Reilly
Finish Rank	4
Fastest Section Time (Section)	0:14.12 (200-0)
Top Speed [km/h] (Section)	52.6 (200-0)
Race State	Finished



Cheviot Harness Racing Club Inc Harness
 Race 1: PHOEBE STANDARDBREDS TROT - 2600m
 19 April 2026 - 12:01PM
 Weather: Fine



Section	L2600	L2400	L2200	L2000	L1800	L1600	L1400	L1200	L1000	L800	L600	L400	L200
Section Times	3:22.72 (0:19.57)	3:03.15 [12] (0:15.55)	2:47.60 [10] (0:15.56)	2:32.03 [11] (0:15.85)	2:16.19 [12] (0:16.35)	1:59.83 [12] (0:15.49)	1:44.34 [12] (0:14.45)	1:29.89 [11] (0:14.50)	1:15.39 [10] (0:15.00)	1:00.39 [10] (0:15.19)	0:45.20 [9] (0:15.80)	0:29.39 [8] (0:15.27)	0:14.12 [4] (0:14.12)
Average Speed [km/h]	38.9	47.5	47.7	45.4	45.0	47.3	49.8	50.9	49.0	47.4	46.5	48.1	51.0
Top Speed [km/h]	47.3	48.2	48.6	48.1	45.8	48.5	51.0	51.7	50.5	48.8	49.0	52.3	52.6
Avg. Dist. to Rail [m]	7.2	3.3	3.8	4.3	4.0	2.5	5.4	3.1	2.9	4.2	3.3	3.6	7.6



[] Ranking at each section and finish
 -:-:- No data available at this section
 NA No data available

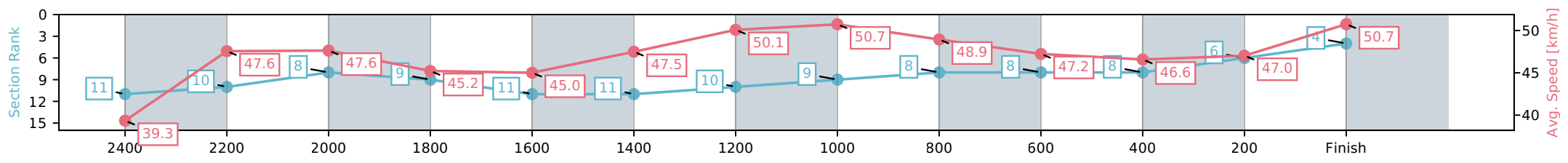
Horse/Jockey Name	Help Me/R T May
Finish Rank	5
Fastest Section Time (Section)	0:14.19 (200-0)
Top Speed [km/h] (Section)	51.9 (1200-1000)
Race State	Finished



Cheviot Harness Racing Club Inc Harness
 Race 1: PHOEBE STANDARDBREDS TROT - 2600m
 19 April 2026 - 12:01PM
 Weather: Fine



Section	L2600	L2400	L2200	L2000	L1800	L1600	L1400	L1200	L1000	L800	L600	L400	L200
Section Times	3:22.72 (0:19.22)	3:03.50 [10] (0:15.52)	2:47.98 [8] (0:15.51)	2:32.47 [9] (0:15.93)	2:16.54 [11] (0:16.38)	2:00.16 [11] (0:15.45)	1:44.72 [10] (0:14.38)	1:30.34 [9] (0:14.54)	1:15.80 [8] (0:15.02)	1:00.78 [8] (0:15.24)	0:45.54 [8] (0:15.81)	0:29.73 [6] (0:15.53)	0:14.19 [4] (0:14.19)
Average Speed [km/h]	39.3	47.6	47.6	45.2	45.0	47.5	50.1	50.7	48.9	47.2	46.6	47.0	50.7
Top Speed [km/h]	47.6	48.8	49.3	47.2	45.7	48.6	51.7	51.9	50.5	48.8	48.7	51.0	51.7
Avg. Dist. to Rail [m]	6.0	3.4	3.4	4.5	4.1	2.7	5.5	3.0	2.9	4.2	3.5	2.3	1.8



[] Ranking at each section and finish
 -:-:- No data available at this section
 NA No data available

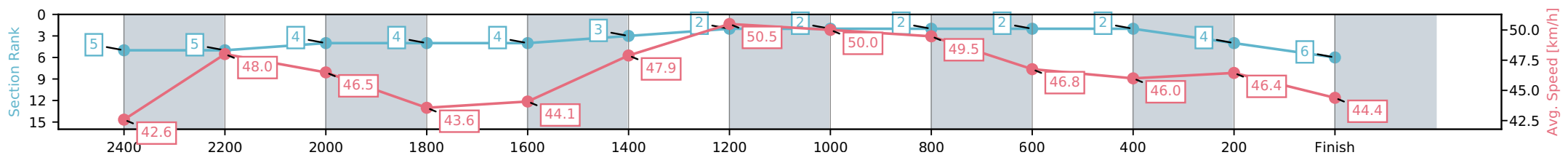
Horse/Jockey Name	Morrie Afton/J C Morrison
Finish Rank	6
Fastest Section Time (Section)	0:14.26 (1400-1200)
Top Speed [km/h] (Section)	51.5 (1000-800)
Race State	Finished



Cheviot Harness Racing Club Inc Harness
 Race 1: PHOEBE STANDARDBREDS TROT - 2600m
 19 April 2026 - 12:01PM
 Weather: Fine



Section	L2600	L2400	L2200	L2000	L1800	L1600	L1400	L1200	L1000	L800	L600	L400	L200
Section Times	3:23.75 (0:17.18)	3:06.57 [5] (0:15.15)	2:51.43 [4] (0:15.68)	2:35.74 [4] (0:16.52)	2:19.22 [4] (0:16.58)	2:02.64 [3] (0:15.34)	1:47.30 [2] (0:14.26)	1:33.04 [2] (0:14.77)	1:18.27 [2] (0:14.88)	1:03.40 [2] (0:15.40)	0:47.99 [2] (0:16.03)	0:31.96 [4] (0:15.79)	0:16.18 [6] (0:16.18)
Average Speed [km/h]	42.6	48.0	46.5	43.6	44.1	47.9	50.5	50.0	49.5	46.8	46.0	46.4	44.4
Top Speed [km/h]	51.1	51.1	49.3	45.3	46.3	49.6	50.9	50.6	51.5	47.9	47.0	46.9	46.2
Avg. Dist. to Rail [m]	6.5	1.4	1.9	2.7	2.5	2.9	5.2	3.1	2.9	3.8	3.4	3.0	5.8



[] Ranking at each section and finish
 -:-:- No data available at this section
 NA No data available

Horse/Jockey Name	Schoemaker/J W Smith
Finish Rank	7
Fastest Section Time (Section)	0:14.26 (1400-1200)
Top Speed [km/h] (Section)	51.8 (1400-1200)
Race State	Finished



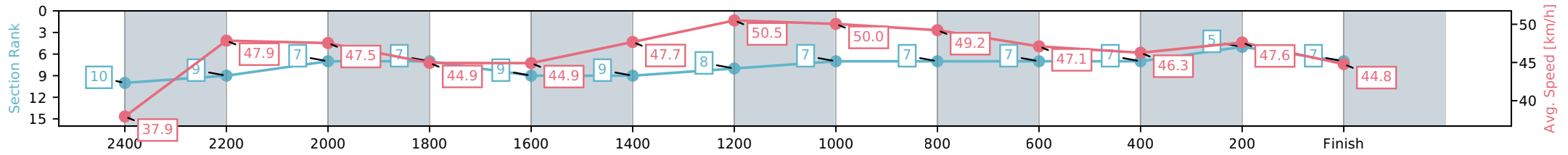
Cheviot Harness Racing Club Inc Harness
Race 1: PHOEBE STANDARDBREDS TROT - 2600m



19 April 2026 - 12:01PM

Weather: Fine

Section	L2600	L2400	L2200	L2000	L1800	L1600	L1400	L1200	L1000	L800	L600	L400	L200
Section Times	3:24.37 (0:19.12)	3:05.25 [9] (0:15.23)	2:50.02 [7] (0:15.39)	2:34.63 [7] (0:16.03)	2:18.60 [9] (0:16.39)	2:02.21 [9] (0:15.43)	1:46.79 [8] (0:14.26)	1:32.53 [7] (0:14.75)	1:17.78 [7] (0:14.96)	1:02.82 [7] (0:15.29)	0:47.53 [7] (0:16.04)	0:31.50 [5] (0:15.48)	0:16.01 [7] (0:16.01)
Average Speed [km/h]	37.9	47.9	47.5	44.9	44.9	47.7	50.5	50.0	49.2	47.1	46.3	47.6	44.8
Top Speed [km/h]	49.0	49.1	49.3	47.4	45.9	48.8	51.8	50.9	51.0	49.0	47.6	48.5	48.5
Avg. Dist. to Rail [m]	3.5	1.6	2.2	3.3	3.9	3.0	5.6	3.2	3.1	4.3	4.2	3.8	7.2



- [] Ranking at each section and finish
- :-:- No data available at this section
- NA No data available

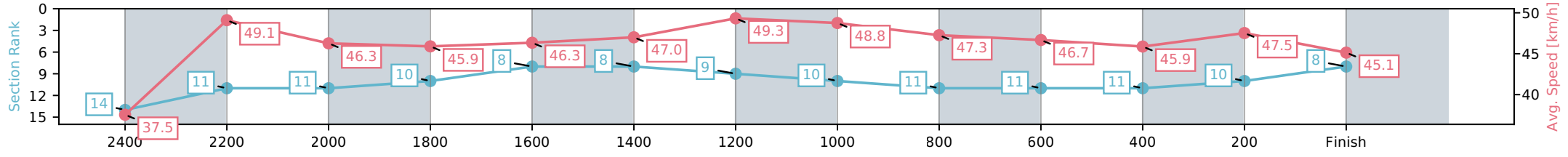
Horse/Jockey Name	A Reason To Fight/Craig D Thornley
Finish Rank	8
Fastest Section Time (Section)	0:14.60 (1400-1200)
Top Speed [km/h] (Section)	50.5 (1400-1200)
Race State	Finished



Cheviot Harness Racing Club Inc Harness
 Race 1: PHOEBE STANDARDBREDS TROT - 2600m
 19 April 2026 - 12:01PM
 Weather: Fine



Section	L2600	L2400	L2200	L2000	L1800	L1600	L1400	L1200	L1000	L800	L600	L400	L200
Section Times	3:25.21 (0:20.06)	3:05.15 [11] (0:14.81)	2:50.34 [11] (0:15.83)	2:34.51 [10] (0:15.68)	2:18.83 [8] (0:15.72)	2:03.11 [8] (0:15.43)	1:47.68 [9] (0:14.60)	1:33.08 [10] (0:14.94)	1:18.14 [11] (0:15.35)	1:02.79 [11] (0:15.43)	0:47.36 [11] (0:15.91)	0:31.45 [10] (0:15.56)	0:15.89 [8] (0:15.89)
Average Speed [km/h]	37.5	49.1	46.3	45.9	46.3	47.0	49.3	48.8	47.3	46.7	45.9	47.5	45.1
Top Speed [km/h]	49.5	50.4	48.5	47.4	47.1	47.8	50.5	50.4	48.8	47.6	47.6	48.9	48.9
Avg. Dist. to Rail [m]	9.8	1.5	2.2	2.4	2.3	1.2	3.6	1.5	1.2	3.1	2.3	4.5	7.3



[] Ranking at each section and finish
 -:-:- No data available at this section
 NA No data available

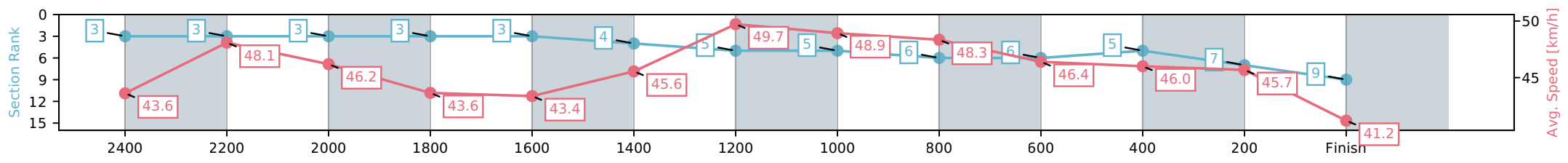
Horse/Jockey Name	KD Grins/S J Ottley
Finish Rank	9
Fastest Section Time (Section)	0:14.48 (1400-1200)
Top Speed [km/h] (Section)	50.8 (2600 - 2400)
Race State	Finished



Cheviot Harness Racing Club Inc Harness
 Race 1: PHOEBE STANDARDBREDS TROT - 2600m
 19 April 2026 - 12:01PM
 Weather: Fine



Section	L2600	L2400	L2200	L2000	L1800	L1600	L1400	L1200	L1000	L800	L600	L400	L200
Section Times	3:25.98 (0:16.52)	3:09.46 [3] (0:15.41)	2:54.04 [3] (0:15.72)	2:38.32 [3] (0:16.50)	2:21.83 [3] (0:16.77)	2:05.06 [4] (0:15.92)	1:49.14 [5] (0:14.48)	1:34.66 [5] (0:14.90)	1:19.76 [6] (0:15.00)	1:04.76 [6] (0:15.52)	0:49.24 [5] (0:15.94)	0:33.30 [7] (0:15.91)	0:17.39 [9] (0:17.39)
Average Speed [km/h]	43.6	48.1	46.2	43.6	43.4	45.6	49.7	48.9	48.3	46.4	46.0	45.7	41.2
Top Speed [km/h]	50.8	49.1	49.4	45.2	43.9	48.0	50.8	50.0	49.7	47.9	47.1	46.8	44.9
Avg. Dist. to Rail [m]	12.6	4.1	1.4	2.5	1.9	1.2	3.3	1.5	1.1	2.7	2.7	1.5	2.1



[] Ranking at each section and finish
 -:-:- No data available at this section
 NA No data available

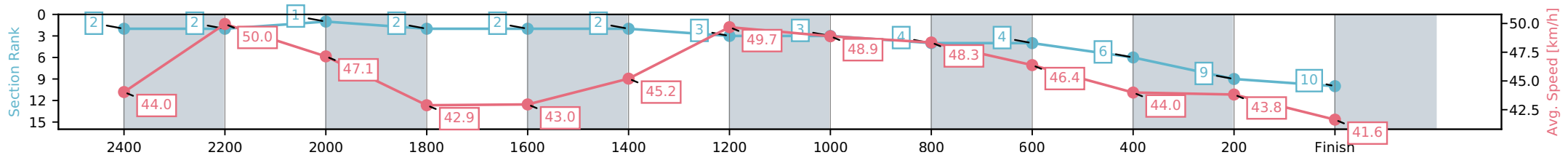
Horse/Jockey Name	Castleisland/P J Wakelin
Finish Rank	10
Fastest Section Time (Section)	0:14.49 (1400-1200)
Top Speed [km/h] (Section)	52.2 (2600 - 2400)
Race State	Finished



Cheviot Harness Racing Club Inc Harness
 Race 1: PHOEBE STANDARDBREDS TROT - 2600m
 19 April 2026 - 12:01PM
 Weather: Fine



Section	L2600	L2400	L2200	L2000	L1800	L1600	L1400	L1200	L1000	L800	L600	L400	L200
Section Times	3:26.50 (0:16.50)	3:10.00 [2] (0:14.75)	2:55.25 [1] (0:15.49)	2:39.76 [2] (0:16.79)	2:22.97 [2] (0:16.89)	2:06.09 [2] (0:16.04)	1:50.05 [3] (0:14.49)	1:35.56 [3] (0:14.88)	1:20.68 [4] (0:14.99)	1:05.69 [4] (0:15.52)	0:50.16 [6] (0:16.47)	0:33.70 [9] (0:16.49)	0:17.21 [10] (0:17.21)
Average Speed [km/h]	44.0	50.0	47.1	42.9	43.0	45.2	49.7	48.9	48.3	46.4	44.0	43.8	41.6
Top Speed [km/h]	52.2	51.4	51.0	44.3	44.3	47.8	50.3	49.8	50.2	47.4	45.1	44.9	44.9
Avg. Dist. to Rail [m]	10.9	3.1	2.0	2.2	1.5	1.1	3.6	1.3	1.1	2.3	1.2	0.9	4.7



[] Ranking at each section and finish
 -:-:- No data available at this section
 NA No data available

Horse/Jockey Name	Spanish Princess/R E Harrison
Finish Rank	11
Fastest Section Time (Section)	0:14.62 (1400-1200)
Top Speed [km/h] (Section)	51.0 (2200-2000)
Race State	Finished



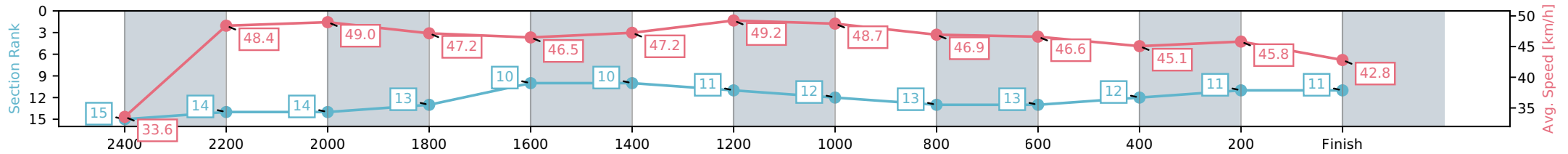
Cheviot Harness Racing Club Inc Harness
 Race 1: PHOEBE STANDARDBREDS TROT - 2600m



19 April 2026 - 12:01PM

Weather: Fine

Section	L2600	L2400	L2200	L2000	L1800	L1600	L1400	L1200	L1000	L800	L600	L400	L200
Section Times	3:27.09 (0:21.82)	3:05.27 [14] (0:15.01)	2:50.26 [14] (0:14.80)	2:35.47 [13] (0:15.27)	2:20.20 [10] (0:15.62)	2:04.57 [10] (0:15.35)	1:49.23 [11] (0:14.62)	1:34.60 [12] (0:14.93)	1:19.67 [13] (0:15.46)	1:04.21 [13] (0:15.45)	0:48.76 [12] (0:16.12)	0:32.63 [11] (0:15.89)	0:16.74 [11] (0:16.74)
Average Speed [km/h]	33.6	48.4	49.0	47.2	46.5	47.2	49.2	48.7	46.9	46.6	45.1	45.8	42.8
Top Speed [km/h]	42.9	50.5	51.0	49.5	47.2	47.8	50.3	50.4	48.4	47.4	45.4	46.8	46.7
Avg. Dist. to Rail [m]	5.7	1.5	1.1	2.6	2.1	1.2	3.8	1.4	1.3	3.5	1.9	2.3	6.2



- [] Ranking at each section and finish
- :-:- No data available at this section
- NA No data available

Horse/Jockey Name	Champers Pat/R D Close
Finish Rank	12
Fastest Section Time (Section)	0:14.54 (1400-1200)
Top Speed [km/h] (Section)	51.7 (2600 - 2400)
Race State	Finished



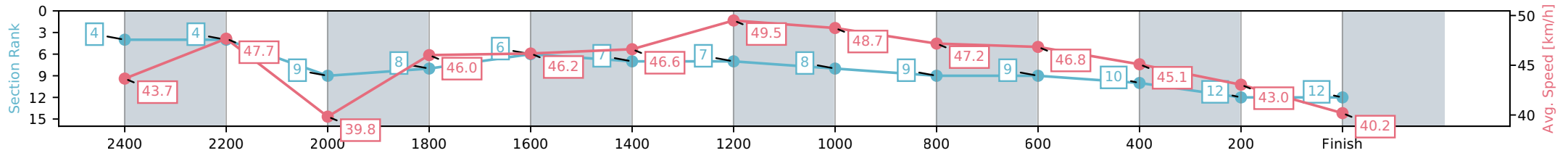
Cheviot Harness Racing Club Inc Harness
Race 1: PHOEBE STANDARDBREDS TROT - 2600m



19 April 2026 - 12:01PM

Weather: Fine

Section	L2600	L2400	L2200	L2000	L1800	L1600	L1400	L1200	L1000	L800	L600	L400	L200
Section Times	3:28.24 (0:16.82)	3:11.42 [4] (0:15.23)	2:56.19 [9] (0:18.21)	2:37.97 [8] (0:15.65)	2:22.33 [6] (0:15.76)	2:06.56 [7] (0:15.56)	1:51.00 [7] (0:14.54)	1:36.46 [8] (0:14.93)	1:21.53 [9] (0:15.36)	1:06.17 [9] (0:15.37)	0:50.79 [10] (0:16.12)	0:34.68 [12] (0:16.84)	0:17.84 [12] (0:17.84)
Average Speed [km/h]	43.7	47.7	39.8	46.0	46.2	46.6	49.5	48.7	47.2	46.8	45.1	43.0	40.2
Top Speed [km/h]	51.7	51.2	46.9	47.7	46.9	47.2	50.3	50.0	48.9	47.3	45.7	44.0	44.1
Avg. Dist. to Rail [m]	7.8	1.2	1.0	2.2	2.1	1.2	3.3	1.4	1.0	2.1	1.7	1.3	3.0



- [] Ranking at each section and finish
- :-:- No data available at this section
- NA No data available

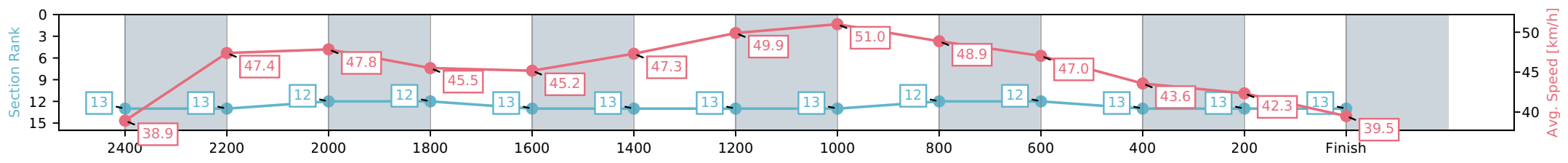
Horse/Jockey Name	Terry Webster/S J Tomlinson
Finish Rank	13
Fastest Section Time (Section)	0:14.42 (1400-1200)
Top Speed [km/h] (Section)	51.6 (1400-1200)
Race State	Finished



Cheviot Harness Racing Club Inc Harness
 Race 1: PHOEBE STANDARDBREDS TROT - 2600m
 19 April 2026 - 12:01PM
 Weather: Fine



Section	L2600	L2400	L2200	L2000	L1800	L1600	L1400	L1200	L1000	L800	L600	L400	L200
Section Times	3:30.17 (0:19.96)	3:10.22 [13] (0:15.59)	2:54.62 [12] (0:15.52)	2:39.10 [12] (0:15.82)	2:23.28 [13] (0:16.33)	2:06.96 [13] (0:15.51)	1:51.45 [13] (0:14.42)	1:37.02 [13] (0:14.48)	1:22.54 [12] (0:15.07)	1:07.47 [12] (0:15.31)	0:52.16 [13] (0:16.88)	0:35.28 [13] (0:17.13)	0:18.15 [13] (0:18.15)
Average Speed [km/h]	38.9	47.4	47.8	45.5	45.2	47.3	49.9	51.0	48.9	47.0	43.6	42.3	39.5
Top Speed [km/h]	46.4	48.7	48.8	48.3	45.9	49.0	51.6	51.6	50.4	48.7	43.8	43.4	41.7
Avg. Dist. to Rail [m]	11.6	3.6	4.0	4.4	4.2	2.7	5.5	3.2	3.1	4.5	3.5	1.3	2.5



[] Ranking at each section and finish
 -:-:- No data available at this section
 NA No data available

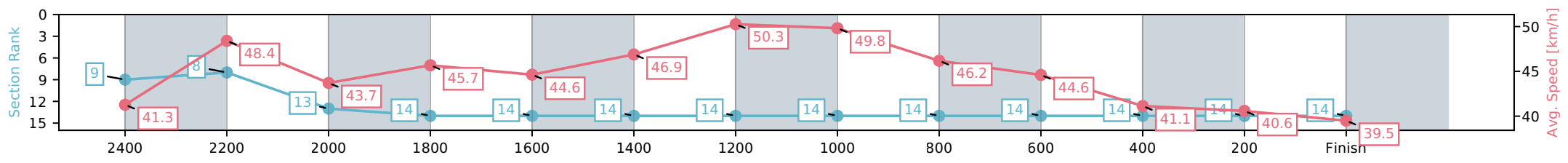
Horse/Jockey Name	Hunter Hills/M J Williamson
Finish Rank	14
Fastest Section Time (Section)	0:14.33 (1400-1200)
Top Speed [km/h] (Section)	50.9 (1400-1200)
Race State	Finished



Cheviot Harness Racing Club Inc Harness
 Race 1: PHOEBE STANDARDBREDS TROT - 2600m
 19 April 2026 - 12:01PM
 Weather: Fine



Section	L2600	L2400	L2200	L2000	L1800	L1600	L1400	L1200	L1000	L800	L600	L400	L200
Section Times	3:33.91 (0:18.51)	3:15.40 [8] (0:15.13)	3:00.27 [13] (0:17.83)	2:42.44 [14] (0:15.77)	2:26.67 [14] (0:16.42)	2:10.24 [14] (0:15.53)	1:54.71 [14] (0:14.33)	1:40.38 [14] (0:14.62)	1:25.76 [14] (0:15.72)	1:10.04 [14] (0:16.15)	0:53.89 [14] (0:17.73)	0:36.16 [14] (0:18.01)	0:18.15 [14] (0:18.15)
Average Speed [km/h]	41.3	48.4	43.7	45.7	44.6	46.9	50.3	49.8	46.2	44.6	41.1	40.6	39.5
Top Speed [km/h]	50.2	50.5	47.3	48.0	45.9	49.5	50.9	50.8	48.7	45.9	42.4	42.7	40.2
Avg. Dist. to Rail [m]	11.0	2.4	9.6	4.7	3.6	1.6	3.3	1.5	1.4	3.3	2.2	2.4	4.8



[] Ranking at each section and finish
 -:-:- No data available at this section
 NA No data available