



Cheviot Harness Racing Club Inc Harness

Race 2: GLEN McNABB EARTHMOVING & ENGINEERING PACE - 2000m

19 April 2026 - 12:30PM



Weather: Fine

Field Times	2:33.01	2:15.31	2:00.57	1:45.14	1:30.62	1:16.55	1:00.31	0:44.53
(Race Tempo)	(0:17.70)	(0:14.74)	(0:15.43)	(0:14.52)	(0:14.07)	(0:16.24)	(0:15.78)	(0:15.28)

Rank	TAB#	Horse	Overall Time	First 400m	Top Speed km/h (Section)	L2000	L1800	L1600	L1400	L1200	L1000	L800	L600
	(BAR#)	Driver	Margin (DT-W)	Last 600m	Fastest Section (Time)	Start - 1800	1800 - 1600	1600 - 1400	1400 - 1200	1200 - 1000	1000 - 800	800 - 600	600 - 400
1	3	Royal Belle	2:33.01	0:32.86	52.3 (1200-1000)	2:33.01	2:15.15 [2]	2:00.16 [2]	1:44.83 [2]	1:30.20 [3]	1:15.89 [3]	0:59.60 [3]	0:44.07 [3]
	(3)	K V Hadfield		0:44.07	1200-1000 (0:14.32)	(0:17.86)	(0:15.00)	(0:15.33)	(0:14.63)	(0:14.32)	(0:16.28)	(0:15.54)	(0:15.01)
2	8	Bacchus	2:33.18	0:33.21	56.1 (1200-1000)	2:33.18	2:15.08 [3]	1:59.97 [3]	1:44.68 [3]	1:30.79 [1]	1:16.72 [1]	1:00.48 [1]	0:44.70 [1]
	(8)	John R Dunn	1.0L (+2)	0:44.70	1400-1200 (0:13.88)	(0:18.10)	(0:15.11)	(0:15.29)	(0:13.88)	(0:14.08)	(0:16.24)	(0:15.78)	(0:15.28)
3	4	Eastwood Commander	2:33.40	0:33.82	51.5 (1200-1000)	2:33.40	2:14.56 [4]	1:59.58 [4]	1:44.35 [4]	1:29.83 [4]	1:15.59 [4]	0:59.67 [4]	0:44.13 [4]
	(4)	T M Williams	2.2L (-2)	0:44.13	1200-1000 (0:14.24)	(0:18.84)	(0:14.98)	(0:15.23)	(0:14.52)	(0:14.24)	(0:15.92)	(0:15.53)	(0:14.89)
4	9	Enoka	2:33.66	0:34.71	51.9 (400-200)	2:33.66	2:13.95 [5]	1:58.95 [5]	1:44.07 [5]	1:29.54 [5]	1:15.04 [5]	0:59.61 [5]	0:44.20 [5]
	(9)	R D Close	3.7L (-15)	0:44.20	200-0 (0:14.26)	(0:19.71)	(0:15.00)	(0:14.88)	(0:14.52)	(0:14.50)	(0:15.43)	(0:15.41)	(0:14.75)
5	7	Under Arrest	2:34.56	0:35.58	51.1 (1400-1200)	2:34.56	2:14.64 [6]	1:58.99 [6]	1:44.12 [6]	1:29.94 [6]	1:15.26 [6]	1:00.01 [6]	0:44.50 [6]
	(7)	C J Dalgety	8.9L (-2)	0:44.50	1400-1200 (0:14.18)	(0:19.92)	(0:15.66)	(0:14.86)	(0:14.18)	(0:14.68)	(0:15.25)	(0:15.51)	(0:14.85)
6	5	Always B Hayley	2:35.39	0:32.44	52.6 (1400-1200)	2:35.39	2:17.69 [1]	2:02.95 [1]	1:47.52 [1]	1:32.99 [2]	1:18.58 [2]	1:02.33 [2]	0:46.61 [2]
	(5)	S J Ottley	13.6L (-8)	0:46.61	1200-1000 (0:14.41)	(0:17.70)	(0:14.74)	(0:15.43)	(0:14.53)	(0:14.41)	(0:16.25)	(0:15.72)	(0:15.22)
7	2	Better Man	2:39.61	0:36.15	51.2 (1200-1000)	2:39.61	2:18.90 [7]	2:03.46 [7]	1:48.54 [7]	1:34.26 [7]	1:19.66 [7]	1:04.29 [7]	0:48.18 [7]
	(2)	Craig D Thornley	37.7L (-6)	0:48.18	1400-1200 (0:14.28)	(0:20.71)	(0:15.44)	(0:14.91)	(0:14.28)	(0:14.60)	(0:15.37)	(0:16.12)	(0:16.43)
8	1	Classy Cleopatra	2:45.83	0:38.20	51.1 (1400-1200)	2:45.83	2:22.98 [8]	2:07.63 [8]	1:52.64 [8]	1:38.40 [8]	1:23.62 [8]	1:08.24 [8]	0:51.90 [8]
	(1)	A K Beecroft	73.3L (-7)	0:51.91	1400-1200 (0:14.24)	(0:22.85)	(0:15.35)	(0:14.99)	(0:14.24)	(0:14.78)	(0:15.38)	(0:16.34)	(0:17.36)

Scratched: Barracuda (#6), Foreman Fox (#10)

Report Created: Sun 19 April 2026

(Note: Races are conducted over an approximate distance as close as possible to the advertised distance, and recorded data may vary accordingly. Official times refer to race times only and do not include handicap times.)

[] Position in running at each section and finish TAB# Saddle cloth number

[] Fastest split

-:--:-- No data available at this section

BAR# Barrier/Gate Position

[█] Fastest section

NA No data available

DNF Did not finish

DNT Did not track

DT-W Distance travelled compared to winner in metres



Cheviot Harness Racing Club Inc Harness

Race 2: GLEN McNABB EARTHMOVING & ENGINEERING PACE - 2000m

19 April 2026 - 12:30PM



Weather: Fine

Field Times 0:29.25 0:14.37
(Race Tempo) (0:14.88) (0:14.37)

Rank	TAB#	Horse	Overall Time	First 400m	Top Speed km/h (Section)	L400	L200						
	(BAR#)	Driver	Margin (DT-W)	Last 600m	Fastest Section (Time)	400 - 200	200 - Finish						
1	3	Royal Belle	2:33.01	0:32.86	52.3 (1200-1000)	0:29.06 [2]	0:14.37 [1]						
	(3)	K V Hadfield		0:44.07	1200-1000 (0:14.32)	(0:14.69)	(0:14.37)						
2	8	Bacchus	2:33.18	0:33.21	56.1 (1200-1000)	0:29.42 [1]	0:14.21 [2]						
	(8)	John R Dunn	1.0L (+2)	0:44.70	1400-1200 (0:13.88)	(0:15.21)	(0:14.21)						
3	4	Eastwood Commander	2:33.40	0:33.82	51.5 (1200-1000)	0:29.24 [4]	0:14.42 [3]						
	(4)	T M Williams	2.2L (-2)	0:44.13	1200-1000 (0:14.24)	(0:14.82)	(0:14.42)						
4	9	Enoka	2:33.66	0:34.71	51.9 (400-200)	0:29.45 [5]	0:14.26 [4]						
	(9)	R D Close	3.7L (-15)	0:44.20	200-0 (0:14.26)	(0:15.19)	(0:14.26)						
5	7	Under Arrest	2:34.56	0:35.58	51.1 (1400-1200)	0:29.65 [6]	0:14.60 [6]						
	(7)	C J Dalgety	8.9L (-2)	0:44.50	1400-1200 (0:14.18)	(0:15.05)	(0:14.60)						
6	5	Always B Hayley	2:35.39	0:32.44	52.6 (1400-1200)	0:31.38 [3]	0:15.64 [5]						
	(5)	S J Ottley	13.6L (-8)	0:46.61	1200-1000 (0:14.41)	(0:15.75)	(0:15.64)						
7	2	Better Man	2:39.61	0:36.15	51.2 (1200-1000)	0:31.75 [7]	0:15.80 [7]						
	(2)	Craig D Thornley	37.7L (-6)	0:48.18	1400-1200 (0:14.28)	(0:15.95)	(0:15.80)						
8	1	Classy Cleopatra	2:45.83	0:38.20	51.1 (1400-1200)	0:34.55 [8]	0:17.15 [8]						
	(1)	A K Beecroft	73.3L (-7)	0:51.91	1400-1200 (0:14.24)	(0:17.40)	(0:17.15)						

Scratched: Barracuda (#6), Foreman Fox (#10)

Report Created: Sun 19 April 2026

(Note: Races are conducted over an approximate distance as close as possible to the advertised distance, and recorded data may vary accordingly. Official times refer to race times only and do not include handicap times.)

[] Position in running at each section and finish TAB# Saddle cloth number

Fastest split

-:-- No data available at this section

BAR# Barrier/Gate Position

Fastest section

NA No data available

DNF Did not finish

DNT Did not track

DT-W Distance travelled compared to winner in metres

Horse/Jockey Name	Royal Belle/K V Hadfield
Finish Rank	1
Fastest Section Time (Section)	0:14.32 (1200-1000)
Top Speed [km/h] (Section)	52.3 (1200-1000)
Race State	Finished



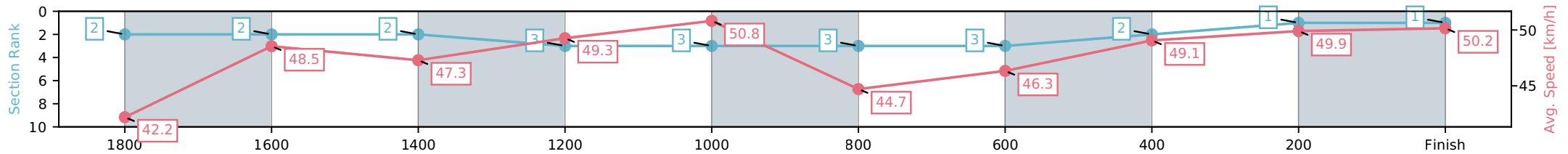
Cheviot Harness Racing Club Inc Harness
 Race 2: GLEN McNABB EARTHMOVING & ENGINEERING
 PACE - 2000m



19 April 2026 - 12:30PM

Weather: Fine

Section	L2000	L1800	L1600	L1400	L1200	L1000	L800	L600	L400	L200
Section Times	2:33.01 (0:17.86)	2:15.15 [2] (0:15.00)	2:00.16 [2] (0:15.33)	1:44.83 [3] (0:14.63)	1:30.20 [3] (0:14.32)	1:15.89 [3] (0:16.28)	0:59.60 [3] (0:15.54)	0:44.07 [2] (0:15.01)	0:29.06 [1] (0:14.69)	0:14.37 [1] (0:14.37)
Average Speed [km/h]	42.2	48.5	47.3	49.3	50.8	44.7	46.3	49.1	49.9	50.2
Top Speed [km/h]	51.6	50.8	48.1	52.0	52.3	48.9	48.3	49.9	50.9	50.8
Avg. Dist. to Rail [m]	4.1	2.0	1.1	2.4	1.4	1.5	2.6	3.3	2.5	3.5



- [] Ranking at each section and finish
- :-:- No data available at this section
- NA No data available

Horse/Jockey Name	Bacchus/John R Dunn
Finish Rank	2
Fastest Section Time (Section)	0:13.88 (1400-1200)
Top Speed [km/h] (Section)	56.1 (1200-1000)
Race State	Finished



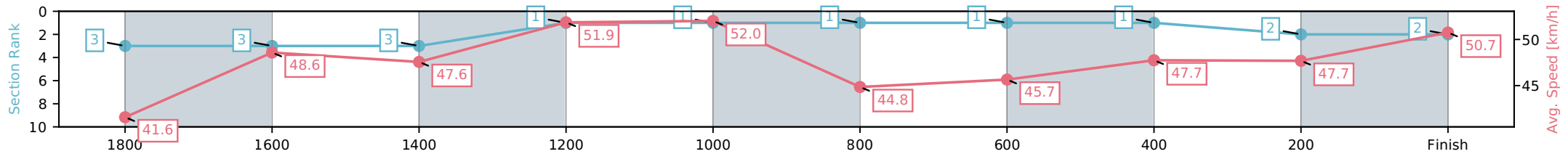
Cheviot Harness Racing Club Inc Harness
 Race 2: GLEN McNABB EARTHMOVING & ENGINEERING
 PACE - 2000m



19 April 2026 - 12:30PM

Weather: Fine

Section	L2000	L1800	L1600	L1400	L1200	L1000	L800	L600	L400	L200
Section Times	2:33.18 (0:18.10)	2:15.08 [3] (0:15.11)	1:59.97 [3] (0:15.29)	1:44.68 [1] (0:13.88)	1:30.79 [1] (0:14.08)	1:16.72 [1] (0:16.24)	1:00.48 [1] (0:15.78)	0:44.70 [1] (0:15.28)	0:29.42 [2] (0:15.21)	0:14.21 [2] (0:14.21)
Average Speed [km/h]	41.6	48.6	47.6	51.9	52.0	44.8	45.7	47.7	47.7	50.7
Top Speed [km/h]	50.7	50.5	48.4	56.0	56.1	48.1	46.6	48.7	51.3	51.4
Avg. Dist. to Rail [m]	13.3	3.6	1.4	3.6	2.0	1.5	1.9	2.1	1.3	2.1



- [] Ranking at each section and finish
- :-:- No data available at this section
- NA No data available

Horse/Jockey Name	Eastwood Commander/T M Williams
Finish Rank	3
Fastest Section Time (Section)	0:14.24 (1200-1000)
Top Speed [km/h] (Section)	51.5 (1200-1000)
Race State	Finished



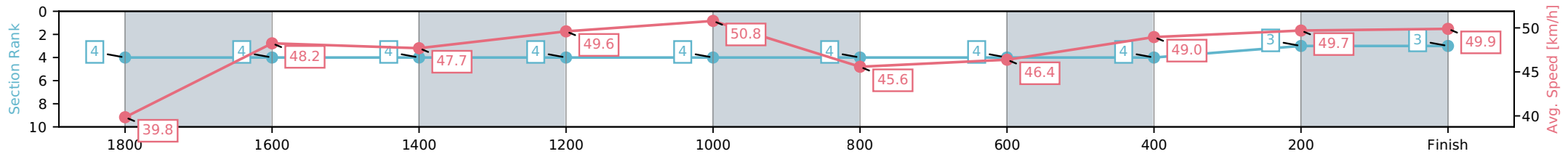
Cheviot Harness Racing Club Inc Harness
 Race 2: GLEN McNABB EARTHMOVING & ENGINEERING
 PACE - 2000m



19 April 2026 - 12:30PM

Weather: Fine

Section	L2000	L1800	L1600	L1400	L1200	L1000	L800	L600	L400	L200
Section Times	2:33.40 (0:18.84)	2:14.56 [4] (0:14.98)	1:59.58 [4] (0:15.23)	1:44.35 [4] (0:14.52)	1:29.83 [4] (0:14.24)	1:15.59 [4] (0:15.92)	0:59.67 [4] (0:15.53)	0:44.13 [4] (0:14.89)	0:29.24 [3] (0:14.82)	0:14.42 [3] (0:14.42)
Average Speed [km/h]	39.8	48.2	47.7	49.6	50.8	45.6	46.4	49.0	49.7	49.9
Top Speed [km/h]	48.2	49.3	48.4	51.2	51.5	50.2	48.8	49.9	51.1	51.1
Avg. Dist. to Rail [m]	5.2	1.1	1.4	2.2	0.7	1.1	1.4	1.9	3.3	5.1



- [] Ranking at each section and finish
- :-:- No data available at this section
- NA No data available

Horse/Jockey Name	Enoka/R D Close
Finish Rank	4
Fastest Section Time (Section)	0:14.26 (200-0)
Top Speed [km/h] (Section)	51.9 (400-200)
Race State	Finished



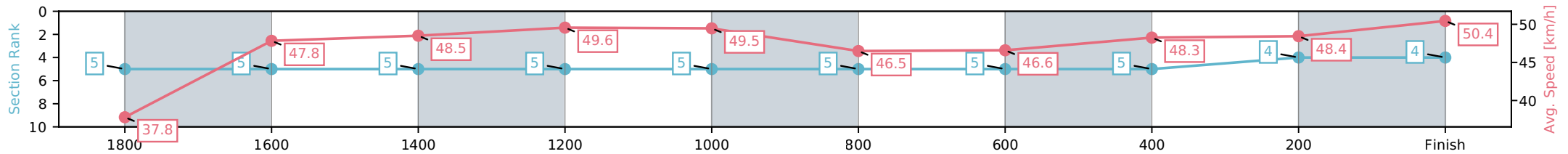
Cheviot Harness Racing Club Inc Harness
 Race 2: GLEN McNABB EARTHMOVING & ENGINEERING
 PACE - 2000m



19 April 2026 - 12:30PM

Weather: Fine

Section	L2000	L1800	L1600	L1400	L1200	L1000	L800	L600	L400	L200
Section Times	2:33.66 (0:19.71)	2:13.95 [5] (0:15.00)	1:58.95 [5] (0:14.88)	1:44.07 [5] (0:14.52)	1:29.54 [5] (0:14.50)	1:15.04 [5] (0:15.43)	0:59.61 [5] (0:15.41)	0:44.20 [5] (0:14.75)	0:29.45 [4] (0:15.19)	0:14.26 [4] (0:14.26)
Average Speed [km/h]	37.8	47.8	48.5	49.6	49.5	46.5	46.6	48.3	48.4	50.4
Top Speed [km/h]	47.9	49.1	49.3	50.8	50.8	50.1	49.8	48.8	51.9	51.9
Avg. Dist. to Rail [m]	14.3	1.5	1.0	2.9	0.8	1.1	1.2	1.4	3.6	6.0



- [] Ranking at each section and finish
- :-:- No data available at this section
- NA No data available

Horse/Jockey Name	Under Arrest/C J Dalgety
Finish Rank	5
Fastest Section Time (Section)	0:14.18 (1400-1200)
Top Speed [km/h] (Section)	51.1 (1400-1200)
Race State	Finished



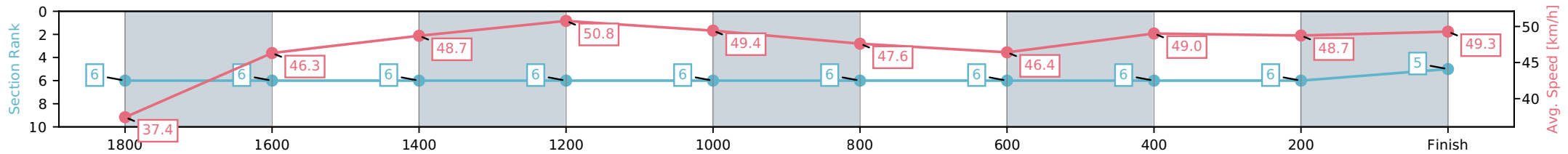
Cheviot Harness Racing Club Inc Harness
 Race 2: GLEN McNABB EARTHMOVING & ENGINEERING
 PACE - 2000m



19 April 2026 - 12:30PM

Weather: Fine

Section	L2000	L1800	L1600	L1400	L1200	L1000	L800	L600	L400	L200
Section Times	2:34.56 (0:19.92)	2:14.64 [6] (0:15.66)	1:58.99 [6] (0:14.86)	1:44.12 [6] (0:14.18)	1:29.94 [6] (0:14.68)	1:15.26 [6] (0:15.25)	1:00.01 [6] (0:15.51)	0:44.50 [6] (0:14.85)	0:29.65 [6] (0:15.05)	0:14.60 [5] (0:14.60)
Average Speed [km/h]	37.4	46.3	48.7	50.8	49.4	47.6	46.4	49.0	48.7	49.3
Top Speed [km/h]	45.4	47.5	50.6	51.1	50.4	50.4	49.2	49.7	50.7	50.8
Avg. Dist. to Rail [m]	10.0	1.7	0.9	2.6	1.0	1.4	2.5	1.7	3.0	4.1



- [] Ranking at each section and finish
- :-:- No data available at this section
- NA No data available

Horse/Jockey Name	Always B Hayley/S J Ottley
Finish Rank	6
Fastest Section Time (Section)	0:14.41 (1200-1000)
Top Speed [km/h] (Section)	52.6 (1400-1200)
Race State	Finished



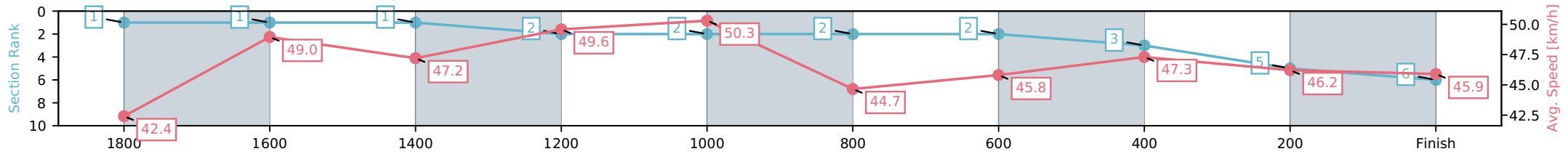
Cheviot Harness Racing Club Inc Harness
 Race 2: GLEN McNABB EARTHMOVING & ENGINEERING
 PACE - 2000m



19 April 2026 - 12:30PM

Weather: Fine

Section	L2000	L1800	L1600	L1400	L1200	L1000	L800	L600	L400	L200
Section Times	2:35.39 (0:17.70)	2:17.69 [1] (0:14.74)	2:02.95 [1] (0:15.43)	1:47.52 [2] (0:14.53)	1:32.99 [2] (0:14.41)	1:18.58 [2] (0:16.25)	1:02.33 [2] (0:15.72)	0:46.61 [3] (0:15.22)	0:31.38 [5] (0:15.75)	0:15.64 [6] (0:15.64)
Average Speed [km/h]	42.4	49.0	47.2	49.6	50.3	44.7	45.8	47.3	46.2	45.9
Top Speed [km/h]	51.9	51.4	48.2	52.6	52.5	47.8	47.0	48.4	48.5	48.8
Avg. Dist. to Rail [m]	6.8	1.0	1.6	2.1	1.0	1.1	0.6	0.3	1.4	1.3



- [] Ranking at each section and finish
- :-:- No data available at this section
- NA No data available

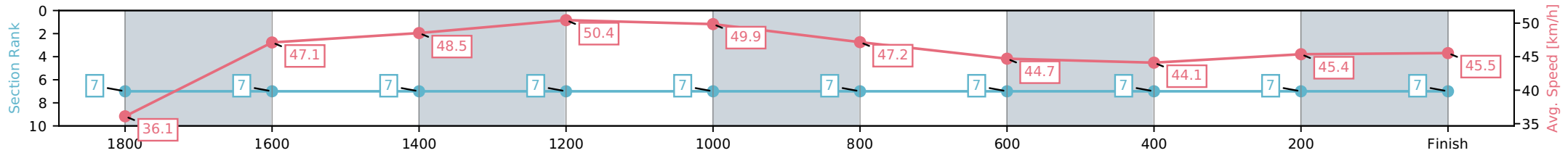
Horse/Jockey Name	Better Man/Craig D Thornley
Finish Rank	7
Fastest Section Time (Section)	0:14.28 (1400-1200)
Top Speed [km/h] (Section)	51.2 (1200-1000)
Race State	Finished



Cheviot Harness Racing Club Inc Harness
 Race 2: GLEN McNABB EARTHMOVING & ENGINEERING
 PACE - 2000m
 19 April 2026 - 12:30PM
 Weather: Fine



Section	L2000	L1800	L1600	L1400	L1200	L1000	L800	L600	L400	L200
Section Times	2:39.61 (0:20.71)	2:18.90 [7] (0:15.44)	2:03.46 [7] (0:14.91)	1:48.54 [7] (0:14.28)	1:34.26 [7] (0:14.60)	1:19.66 [7] (0:15.37)	1:04.29 [7] (0:16.12)	0:48.18 [7] (0:16.43)	0:31.75 [7] (0:15.95)	0:15.80 [7] (0:15.80)
Average Speed [km/h]	36.1	47.1	48.5	50.4	49.9	47.2	44.7	44.1	45.4	45.5
Top Speed [km/h]	49.1	48.7	49.8	51.1	51.2	49.2	45.7	44.4	46.7	46.8
Avg. Dist. to Rail [m]	3.1	1.8	0.8	3.1	1.4	1.0	1.5	1.1	0.9	1.3



- [] Ranking at each section and finish
- :-:- No data available at this section
- NA No data available

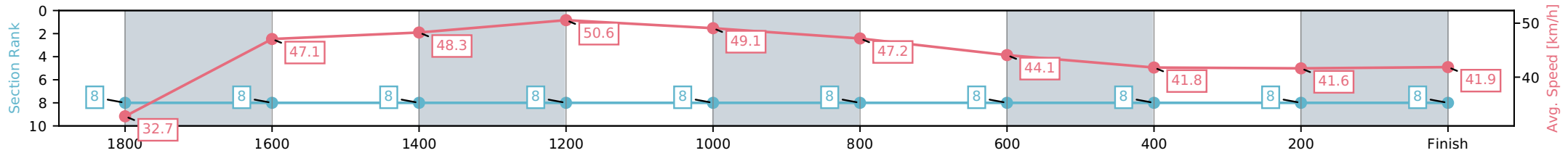
Horse/Jockey Name	Classy Cleopatra/A K Beecroft
Finish Rank	8
Fastest Section Time (Section)	0:14.24 (1400-1200)
Top Speed [km/h] (Section)	51.1 (1400-1200)
Race State	Finished



Cheviot Harness Racing Club Inc Harness
 Race 2: GLEN McNABB EARTHMOVING & ENGINEERING
 PACE - 2000m
 19 April 2026 - 12:30PM
 Weather: Fine



Section	L2000	L1800	L1600	L1400	L1200	L1000	L800	L600	L400	L200
Section Times	2:45.83 (0:22.85)	2:22.98 [8] (0:15.35)	2:07.63 [8] (0:14.99)	1:52.64 [8] (0:14.24)	1:38.40 [8] (0:14.78)	1:23.62 [8] (0:15.38)	1:08.24 [8] (0:16.34)	0:51.90 [8] (0:17.36)	0:34.55 [8] (0:17.40)	0:17.15 [8] (0:17.15)
Average Speed [km/h]	32.7	47.1	48.3	50.6	49.1	47.2	44.1	41.8	41.6	41.9
Top Speed [km/h]	45.6	48.4	50.2	51.1	50.1	49.5	45.2	42.3	42.1	42.5
Avg. Dist. to Rail [m]	3.1	0.9	1.0	2.6	1.0	1.1	1.9	1.2	1.1	2.5



- [] Ranking at each section and finish
- :-:- No data available at this section
- NA No data available