



Cheviot Harness Racing Club Inc Harness
 Race 3: CHRISTCHURCH SOUTH COMMUNITY PATROL MOBILE TROT - 1980m
 19 April 2026 - 1:06PM



Weather: Fine

Field Times
(Race Tempo) 2:28.80 2:16.60 2:01.19 1:45.74 1:30.81 1:14.91 0:59.17 0:43.83
 (0:12.20) (0:15.41) (0:15.45) (0:14.93) (0:15.90) (0:15.75) (0:15.33) (0:15.22)

Rank	TAB#	Horse	Overall Time	First 400m	Top Speed km/h (Section)	L1980	L1800	L1600	L1400	L1200	L1000	L800	L600
	(BAR#)	Driver	Margin (DT-W)	Last 600m	Fastest Section (Time)	Start - 1800	1800 - 1600	1600 - 1400	1400 - 1200	1200 - 1000	1000 - 800	800 - 600	600 - 400
1	12	Dynasty	2:28.80	0:29.75	51.3 (400-200)	2:28.80	2:15.78 [7]	2:00.61 [5]	1:45.74 [1]	1:30.82 [1]	1:14.91 [1]	0:59.17 [1]	0:43.83 [1]
	(U2)	R J Butt		0:43.83	200-0 (0:14.27)	(0:13.02)	(0:15.17)	(0:14.86)	(0:14.93)	(0:15.90)	(0:15.75)	(0:15.33)	(0:15.22)
2	7	Four Wise Women	2:29.23	0:29.15	52.4 (1980 - 1800)	2:29.23	2:17.03 [1]	2:01.62 [1]	1:46.11 [2]	1:30.87 [2]	1:14.94 [2]	0:59.23 [3]	0:43.94 [3]
	(7)	T M Williams	2.4L (-9)	0:43.94	200-0 (0:14.20)	(0:12.20)	(0:15.41)	(0:15.51)	(0:15.24)	(0:15.93)	(0:15.71)	(0:15.30)	(0:15.22)
3	4	Royal Gypsy	2:29.35	0:29.97	52.5 (400-200)	2:29.35	2:16.57 [6]	2:00.98 [7]	1:45.22 [8]	1:30.02 [8]	1:14.38 [7]	0:58.77 [6]	0:43.35 [6]
	(4)	S J Thornley	3.1L (+6)	0:43.35	400-200 (0:14.19)	(0:12.78)	(0:15.59)	(0:15.76)	(0:15.19)	(0:15.64)	(0:15.60)	(0:15.42)	(0:14.95)
4	11	Pyramid Rose	2:29.45	0:30.64	53.9 (400-200)	2:29.45	2:15.97 [10]	2:00.45 [10]	1:44.67 [10]	1:29.45 [10]	1:13.86 [10]	0:58.16 [10]	0:43.09 [8]
	(U1)	M J Williamson	3.7L (+6)	0:43.09	200-0 (0:13.92)	(0:13.48)	(0:15.52)	(0:15.78)	(0:15.22)	(0:15.59)	(0:15.70)	(0:15.07)	(0:15.00)
5	9	Holly Highlander	2:30.27	0:29.35	50.6 (1980 - 1800)	2:30.27	2:17.62 [4]	2:02.45 [2]	1:46.75 [4]	1:31.59 [3]	1:15.95 [3]	1:00.33 [2]	0:44.99 [2]
	(9)	S J Ottley	8.4L (+4)	0:44.99	200-0 (0:14.66)	(0:12.66)	(0:15.16)	(0:15.70)	(0:15.15)	(0:15.65)	(0:15.62)	(0:15.34)	(0:15.51)
6	10	Sheza Trendy One	2:30.73	0:30.16	52.1 (200-0)	2:30.73	2:17.52 [9]	2:02.10 [8]	1:46.69 [7]	1:31.49 [7]	1:15.51 [8]	0:59.72 [9]	0:44.30 [10]
	(10)	B N Orange	11.0L (-8)	0:44.30	200-0 (0:14.00)	(0:13.21)	(0:15.43)	(0:15.40)	(0:15.20)	(0:15.98)	(0:15.79)	(0:15.42)	(0:15.74)
7	8	Buffy Northstains	2:30.75	0:31.36	51.6 (400-200)	2:30.75	2:17.22 [11]	2:01.39 [11]	1:45.56 [11]	1:30.38 [11]	1:14.76 [11]	0:59.12 [11]	0:44.06 [11]
	(8)	M B Holbrough	11.1L (+5)	0:44.06	400-200 (0:14.46)	(0:13.53)	(0:15.82)	(0:15.83)	(0:15.18)	(0:15.62)	(0:15.64)	(0:15.06)	(0:15.04)
8	2	Senior Constable Liz	2:31.89	0:29.82	50.9 (200-0)	2:31.89	2:19.13 [5]	2:03.62 [6]	1:48.15 [5]	1:32.91 [5]	1:17.00 [6]	1:01.29 [7]	0:45.84 [7]
	(2)	John R Dunn	17.7L (-9)	0:45.84	200-0 (0:14.77)	(0:12.76)	(0:15.51)	(0:15.47)	(0:15.24)	(0:15.91)	(0:15.71)	(0:15.45)	(0:16.23)
9	3	Aradne	2:31.92	0:30.29	50.8 (200-0)	2:31.92	2:18.79 [8]	2:03.26 [9]	1:47.45 [9]	1:32.26 [9]	1:16.64 [9]	1:01.04 [8]	0:45.55 [9]
	(3)	S J Tomlinson	17.8L (+5)	0:45.55	400-200 (0:14.81)	(0:13.13)	(0:15.53)	(0:15.81)	(0:15.19)	(0:15.62)	(0:15.61)	(0:15.49)	(0:15.37)
10	6	Royal Diedre	2:32.44	0:29.63	52.0 (1980 - 1800)	2:32.44	2:20.00 [3]	2:04.38 [4]	1:48.61 [6]	1:33.43 [6]	1:17.76 [5]	1:02.16 [4]	0:46.67 [5]
	(6)	A K Beecroft	20.8L (+0)	0:46.68	1400-1200 (0:15.19)	(0:12.44)	(0:15.62)	(0:15.77)	(0:15.19)	(0:15.66)	(0:15.60)	(0:15.50)	(0:15.65)

Report Created: Sun 19 April 2026

(Note: Races are conducted over an approximate distance as close as possible to the advertised distance, and recorded data may vary accordingly. Official times refer to race times only and do not include handicap times.)

[] Position in running at each section and finish TAB# Saddle cloth number

Fastest split

-:--:-- No data available at this section

BAR# Barrier/Gate Position

Fastest section

NA No data available

DNF Did not finish

DNT Did not track

DT-W Distance travelled compared to winner in metres



Cheviot Harness Racing Club Inc Harness
 Race 3: CHRISTCHURCH SOUTH COMMUNITY PATROL MOBILE TROT - 1980m
 19 April 2026 - 1:06PM



Weather: Fine

Field Times (Race Tempo) 2:28.80 (0:12.20) 2:16.60 (0:15.41) 2:01.19 (0:15.45) 1:45.74 (0:14.93) 1:30.81 (0:15.90) 1:14.91 (0:15.75) 0:59.17 (0:15.33) 0:43.83 (0:15.22)

Rank	TAB#	Horse	Overall Time	First 400m	Top Speed km/h (Section)	L1980	L1800	L1600	L1400	L1200	L1000	L800	L600
	(BAR#)	Driver	Margin (DT-W)	Last 600m	Fastest Section (Time)	Start - 1800	1800 - 1600	1600 - 1400	1400 - 1200	1200 - 1000	1000 - 800	800 - 600	600 - 400
11	5	Tessamae	2:43.16	0:38.08	49.4 (1400-1200)	2:43.16	2:25.97 [12]	2:06.72 [12]	1:50.26 [12]	1:35.13 [12]	1:19.87 [12]	1:03.69 [12]	0:47.88 [12]
	(5)	B J Borcoskie	82.0L (-8)	0:47.88	1400-1200 (0:15.13)	(0:17.19)	(0:19.25)	(0:16.45)	(0:15.13)	(0:15.26)	(0:16.19)	(0:15.81)	(0:16.54)
12	1	Royal Grace	2:46.55	0:29.50	51.1 (1980 - 1800)	2:46.55	2:34.13 [2]	2:18.60 [3]	2:03.12 [3]	1:47.87 [4]	1:31.95 [4]	1:16.24 [5]	1:00.80 [4]
	(1)	J W Cox	101.4L (-11)	1:00.79	1400-1200 (0:15.25)	(0:12.42)	(0:15.54)	(0:15.47)	(0:15.25)	(0:15.92)	(0:15.71)	(0:15.45)	(0:16.30)

Report Created: Sun 19 April 2026

(Note: Races are conducted over an approximate distance as close as possible to the advertised distance, and recorded data may vary accordingly. Official times refer to race times only and do not include handicap times.)

[] Position in running at each section and finish TAB# Saddle cloth number
 -:-:- No data available at this section BAR# Barrier/Gate Position
 NA No data available DNF Did not finish
 DNT Did not track DT-W Distance travelled compared to winner in metres

Fastest split
 Fastest section





Cheviot Harness Racing Club Inc Harness
 Race 3: CHRISTCHURCH SOUTH COMMUNITY PATROL MOBILE TROT - 1980m
 19 April 2026 - 1:06PM



Weather: Fine

Field Times 0:28.61 0:14.27
 (Race Tempo) (0:14.34) (0:14.27)

Rank	TAB#	Horse	Overall Time	First 400m	Top Speed km/h (Section)	L400	L200						
	(BAR#)	Driver	Margin (DT-W)	Last 600m	Fastest Section (Time)	400 - 200	200 - Finish						
1	12	Dynasty	2:28.80	0:29.75	51.3 (400-200)	0:28.61 [1]	0:14.27 [1]						
	(U2)	R J Butt		0:43.83	200-0 (0:14.27)	(0:14.34)	(0:14.27)						
2	7	Four Wise Women	2:29.23	0:29.15	52.4 (1980 - 1800)	0:28.72 [2]	0:14.20 [2]						
	(7)	T M Williams	2.4L (-9)	0:43.94	200-0 (0:14.20)	(0:14.52)	(0:14.20)						
3	4	Royal Gypsy	2:29.35	0:29.97	52.5 (400-200)	0:28.40 [4]	0:14.21 [3]						
	(4)	S J Thornley	3.1L (+6)	0:43.35	400-200 (0:14.19)	(0:14.19)	(0:14.21)						
4	11	Pyramid Rose	2:29.45	0:30.64	53.9 (400-200)	0:28.08 [5]	0:13.92 [4]						
	(U1)	M J Williamson	3.7L (+6)	0:43.09	200-0 (0:13.92)	(0:14.17)	(0:13.92)						
5	9	Holly Highlander	2:30.27	0:29.35	50.6 (1980 - 1800)	0:29.48 [3]	0:14.66 [5]						
	(9)	S J Ottley	8.4L (+4)	0:44.99	200-0 (0:14.66)	(0:14.82)	(0:14.66)						
6	10	Sheza Trendy One	2:30.73	0:30.16	52.1 (200-0)	0:28.56 [10]	0:14.00 [9]						
	(10)	B N Orange	11.0L (-8)	0:44.30	200-0 (0:14.00)	(0:14.56)	(0:14.00)						
7	8	Buffy Northstains	2:30.75	0:31.36	51.6 (400-200)	0:29.02 [7]	0:14.56 [6]						
	(8)	M B Holbrough	11.1L (+5)	0:44.06	400-200 (0:14.46)	(0:14.46)	(0:14.56)						
8	2	Senior Constable Liz	2:31.89	0:29.82	50.9 (200-0)	0:29.61 [11]	0:14.77 [10]						
	(2)	John R Dunn	17.7L (-9)	0:45.84	200-0 (0:14.77)	(0:14.84)	(0:14.77)						
9	3	Aradne	2:31.92	0:30.29	50.8 (200-0)	0:30.18 [8]	0:15.37 [7]						
	(3)	S J Tomlinson	17.8L (+5)	0:45.55	400-200 (0:14.81)	(0:14.81)	(0:15.37)						
10	6	Royal Diedre	2:32.44	0:29.63	52.0 (1980 - 1800)	0:31.02 [6]	0:15.72 [8]						
	(6)	A K Beecroft	20.8L (+0)	0:46.68	1400-1200 (0:15.19)	(0:15.31)	(0:15.72)						

Report Created: Sun 19 April 2026

(Note: Races are conducted over an approximate distance as close as possible to the advertised distance, and recorded data may vary accordingly. Official times refer to race times only and do not include handicap times.)

[] Position in running at each section and finish TAB# Saddle cloth number

-:--:-- No data available at this section

NA No data available

DNT Did not track

BAR# Barrier/Gate Position

DNF Did not finish

DT-W Distance travelled compared to winner in metres

Fastest split

Fastest section



Cheviot Harness Racing Club Inc Harness
 Race 3: CHRISTCHURCH SOUTH COMMUNITY PATROL MOBILE TROT - 1980m
 19 April 2026 - 1:06PM



Weather: Fine

Field Times 0:28.61 0:14.27
 (Race Tempo) (0:14.34) (0:14.27)

Rank	TAB#	Horse	Overall Time	First 400m	Top Speed km/h (Section)	L400	L200						
	(BAR#)	Driver	Margin (DT-W)	Last 600m	Fastest Section (Time)	400 - 200	200 - Finish						
11	5	Tessamae	2:43.16	0:38.08	49.4 (1400-1200)	0:31.34 [12]	0:15.43 [12]						
	(5)	B J Borcoskie	82.0L (-8)	0:47.88	1400-1200 (0:15.13)	(0:15.91)	(0:15.43)						
12	1	Royal Grace	2:46.55	0:29.50	51.1 (1980 - 1800)	0:44.50 [9]	0:25.02 [11]						
	(1)	J W Cox	101.4L (-11)	1:00.79	1400-1200 (0:15.25)	(0:19.47)	(0:25.02)						

Report Created: Sun 19 April 2026

(Note: Races are conducted over an approximate distance as close as possible to the advertised distance, and recorded data may vary accordingly. Official times refer to race times only and do not include handicap times.)

[] Position in running at each section and finish TAB# Saddle cloth number
 -:-:- No data available at this section BAR# Barrier/Gate Position
 NA No data available DNF Did not finish
 DNT Did not track DT-W Distance travelled compared to winner in metres

Fastest split
 Fastest section

Horse/Jockey Name	Dynasty/R J Butt
Finish Rank	1
Fastest Section Time (Section)	0:14.27 (200-0)
Top Speed [km/h] (Section)	51.3 (400-200)
Race State	Finished



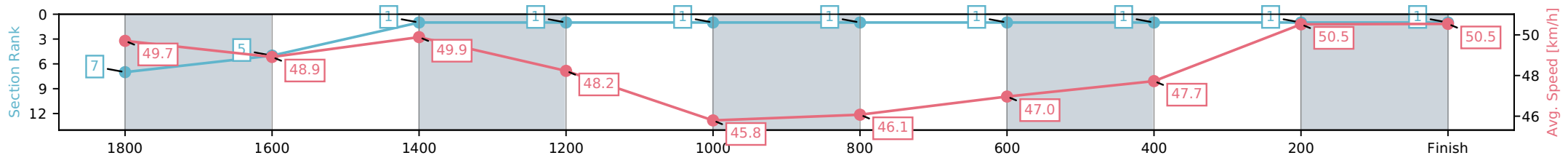
Cheviot Harness Racing Club Inc Harness
 Race 3: CHRISTCHURCH SOUTH COMMUNITY PATROL
 MOBILE TROT - 1980m



19 April 2026 - 1:06PM

Weather: Fine

Section	L1980	L1800	L1600	L1400	L1200	L1000	L800	L600	L400	L200
Section Times	2:28.80 (0:13.02)	2:15.78 [5] (0:15.17)	2:00.61 [1] (0:14.86)	1:45.74 [1] (0:14.93)	1:30.82 [1] (0:15.90)	1:14.91 [1] (0:15.75)	0:59.17 [1] (0:15.33)	0:43.83 [1] (0:15.22)	0:28.61 [1] (0:14.34)	0:14.27 [1] (0:14.27)
Average Speed [km/h]	49.7	48.9	49.9	48.2	45.8	46.1	47.0	47.7	50.5	50.5
Top Speed [km/h]	51.2	49.4	51.3	50.9	46.6	47.1	47.3	48.7	51.3	50.9
Avg. Dist. to Rail [m]	8.8	4.7	3.9	4.1	1.5	1.2	1.4	1.4	1.4	4.5



[] Ranking at each section and finish
 -:-:- No data available at this section
 NA No data available

Horse/Jockey Name	Four Wise Women/T M Williams
Finish Rank	2
Fastest Section Time (Section)	0:14.20 (200-0)
Top Speed [km/h] (Section)	52.4 (1980 - 1800)
Race State	Finished



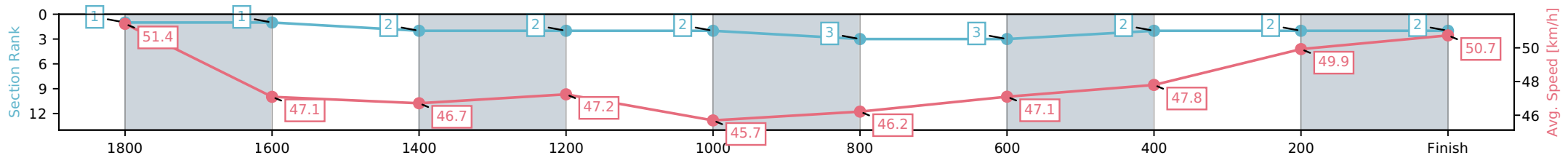
Cheviot Harness Racing Club Inc Harness
 Race 3: CHRISTCHURCH SOUTH COMMUNITY PATROL
 MOBILE TROT - 1980m



19 April 2026 - 1:06PM

Weather: Fine

Section	L1980	L1800	L1600	L1400	L1200	L1000	L800	L600	L400	L200
Section Times	2:29.23 (0:12.20)	2:17.03 [1] (0:15.41)	2:01.62 [2] (0:15.51)	1:46.11 [2] (0:15.24)	1:30.87 [2] (0:15.93)	1:14.94 [3] (0:15.71)	0:59.23 [3] (0:15.30)	0:43.94 [2] (0:15.22)	0:28.72 [2] (0:14.52)	0:14.20 [2] (0:14.20)
Average Speed [km/h]	51.4	47.1	46.7	47.2	45.7	46.2	47.1	47.8	49.9	50.7
Top Speed [km/h]	52.4	50.0	47.4	48.0	46.5	47.5	48.0	48.5	51.7	51.9
Avg. Dist. to Rail [m]	8.9	1.9	1.0	3.2	1.4	1.3	1.7	1.7	1.2	2.2



- [] Ranking at each section and finish
- :-:- No data available at this section
- NA No data available

Horse/Jockey Name	Royal Gypsy/S J Thornley
Finish Rank	3
Fastest Section Time (Section)	0:14.19 (400-200)
Top Speed [km/h] (Section)	52.5 (400-200)
Race State	Finished



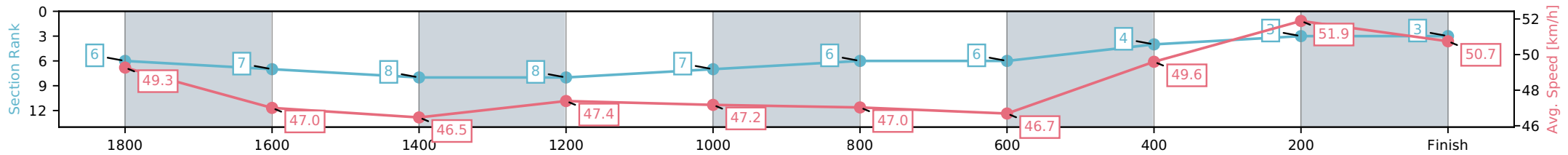
Cheviot Harness Racing Club Inc Harness
 Race 3: CHRISTCHURCH SOUTH COMMUNITY PATROL
 MOBILE TROT - 1980m



19 April 2026 - 1:06PM

Weather: Fine

Section	L1980	L1800	L1600	L1400	L1200	L1000	L800	L600	L400	L200
Section Times	2:29.35 (0:12.78)	2:16.57 [7] (0:15.59)	2:00.98 [8] (0:15.76)	1:45.22 [8] (0:15.19)	1:30.02 [7] (0:15.64)	1:14.38 [6] (0:15.60)	0:58.77 [6] (0:15.42)	0:43.35 [4] (0:14.95)	0:28.40 [3] (0:14.19)	0:14.21 [3] (0:14.21)
Average Speed [km/h]	49.3	47.0	46.5	47.4	47.2	47.0	46.7	49.6	51.9	50.7
Top Speed [km/h]	50.2	48.3	47.4	48.1	48.1	47.6	48.1	50.9	52.5	52.4
Avg. Dist. to Rail [m]	5.4	2.8	2.5	4.8	3.1	2.7	3.3	4.4	3.4	6.4



- [] Ranking at each section and finish
- :-:- No data available at this section
- NA No data available

Horse/Jockey Name	Pyramid Rose/M J Williamson
Finish Rank	4
Fastest Section Time (Section)	0:13.92 (200-0)
Top Speed [km/h] (Section)	53.9 (400-200)
Race State	Finished



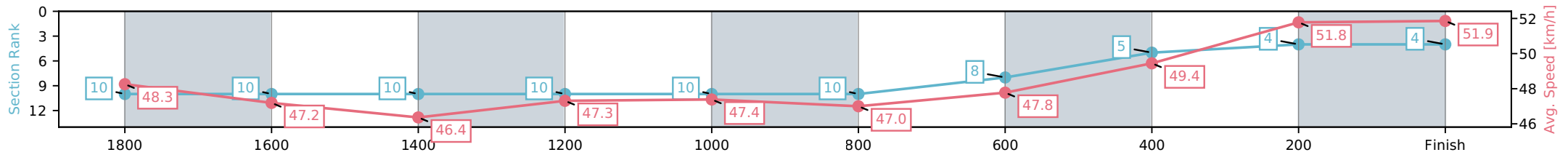
Cheviot Harness Racing Club Inc Harness
 Race 3: CHRISTCHURCH SOUTH COMMUNITY PATROL
 MOBILE TROT - 1980m



19 April 2026 - 1:06PM

Weather: Fine

Section	L1980	L1800	L1600	L1400	L1200	L1000	L800	L600	L400	L200
Section Times	2:29.45 (0:13.48)	2:15.97 [10] (0:15.52)	2:00.45 [10] (0:15.78)	1:44.67 [10] (0:15.22)	1:29.45 [10] (0:15.59)	1:13.86 [10] (0:15.70)	0:58.16 [8] (0:15.07)	0:43.09 [5] (0:15.00)	0:28.08 [4] (0:14.17)	0:13.92 [4] (0:13.92)
Average Speed [km/h]	48.3	47.2	46.4	47.3	47.4	47.0	47.8	49.4	51.8	51.9
Top Speed [km/h]	49.1	48.3	47.7	47.9	48.4	48.0	50.7	50.0	53.9	53.9
Avg. Dist. to Rail [m]	7.9	3.0	2.3	4.8	3.3	3.3	4.0	4.4	3.1	4.9



- [] Ranking at each section and finish
- :-:- No data available at this section
- NA No data available

Horse/Jockey Name	Holly Highlander/S J Ottley
Finish Rank	5
Fastest Section Time (Section)	0:14.66 (200-0)
Top Speed [km/h] (Section)	50.6 (1980 - 1800)
Race State	Finished



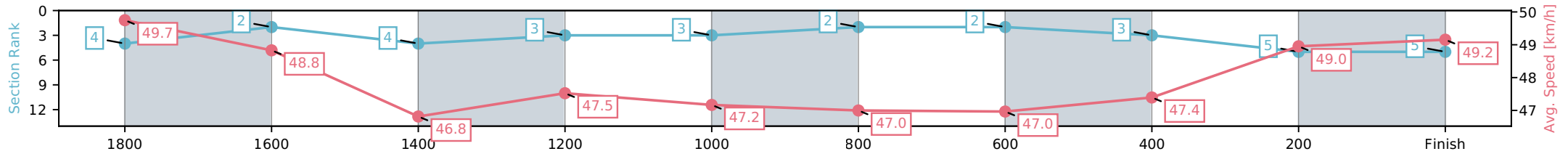
Cheviot Harness Racing Club Inc Harness
 Race 3: CHRISTCHURCH SOUTH COMMUNITY PATROL
 MOBILE TROT - 1980m



19 April 2026 - 1:06PM

Weather: Fine

Section	L1980	L1800	L1600	L1400	L1200	L1000	L800	L600	L400	L200
Section Times	2:30.27 (0:12.66)	2:17.62 [2] (0:15.16)	2:02.45 [4] (0:15.70)	1:46.75 [3] (0:15.15)	1:31.59 [3] (0:15.65)	1:15.95 [2] (0:15.62)	1:00.33 [2] (0:15.34)	0:44.99 [3] (0:15.51)	0:29.48 [5] (0:14.82)	0:14.66 [5] (0:14.66)
Average Speed [km/h]	49.7	48.8	46.8	47.5	47.2	47.0	47.0	47.4	49.0	49.2
Top Speed [km/h]	50.6	49.1	48.9	48.0	47.6	47.7	47.5	48.2	50.3	50.5
Avg. Dist. to Rail [m]	10.6	4.5	2.8	4.9	3.1	2.8	3.0	3.2	1.2	1.9



- [] Ranking at each section and finish
- :-:- No data available at this section
- NA No data available

Horse/Jockey Name	Sheza Trendy One/B N Orange
Finish Rank	6
Fastest Section Time (Section)	0:14.00 (200-0)
Top Speed [km/h] (Section)	52.1 (200-0)
Race State	Finished



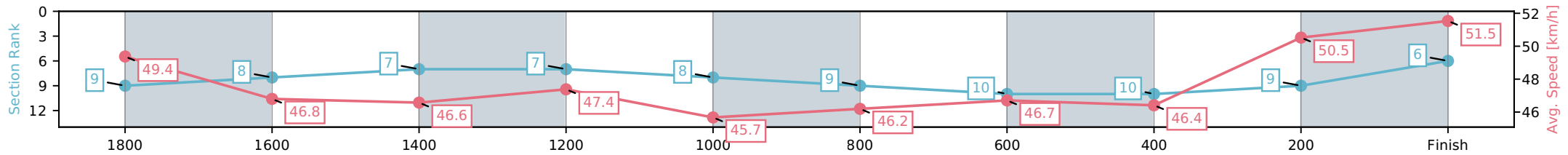
Cheviot Harness Racing Club Inc Harness
 Race 3: CHRISTCHURCH SOUTH COMMUNITY PATROL
 MOBILE TROT - 1980m



19 April 2026 - 1:06PM

Weather: Fine

Section	L1980	L1800	L1600	L1400	L1200	L1000	L800	L600	L400	L200
Section Times	2:30.73 (0:13.21)	2:17.52 [8] (0:15.43)	2:02.10 [7] (0:15.40)	1:46.69 [7] (0:15.20)	1:31.49 [8] (0:15.98)	1:15.51 [9] (0:15.79)	0:59.72 [10] (0:15.42)	0:44.30 [10] (0:15.74)	0:28.56 [9] (0:14.56)	0:14.00 [6] (0:14.00)
Average Speed [km/h]	49.4	46.8	46.6	47.4	45.7	46.2	46.7	46.4	50.5	51.5
Top Speed [km/h]	50.6	48.6	47.9	48.3	46.6	47.0	47.8	49.4	51.9	52.1
Avg. Dist. to Rail [m]	1.9	1.0	0.6	2.9	1.7	1.9	2.1	2.1	3.6	8.2



- [] Ranking at each section and finish
- :-:- No data available at this section
- NA No data available

Horse/Jockey Name	Buffy Northstains/M B Holbrough
Finish Rank	7
Fastest Section Time (Section)	0:14.46 (400-200)
Top Speed [km/h] (Section)	51.6 (400-200)
Race State	Finished



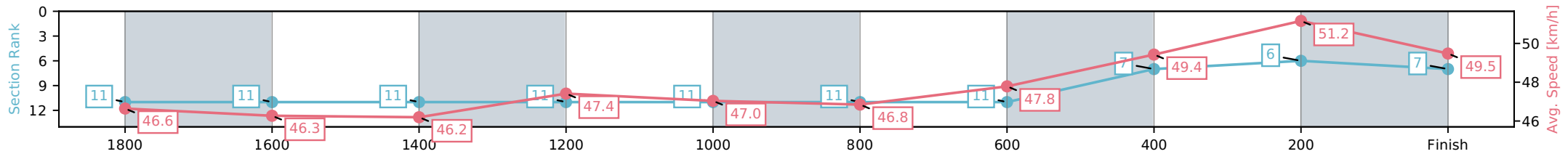
Cheviot Harness Racing Club Inc Harness
 Race 3: CHRISTCHURCH SOUTH COMMUNITY PATROL
 MOBILE TROT - 1980m



19 April 2026 - 1:06PM

Weather: Fine

Section	L1980	L1800	L1600	L1400	L1200	L1000	L800	L600	L400	L200
Section Times	2:30.75 (0:13.53)	2:17.22 [11] (0:15.82)	2:01.39 [11] (0:15.83)	1:45.56 [11] (0:15.18)	1:30.38 [11] (0:15.62)	1:14.76 [11] (0:15.64)	0:59.12 [11] (0:15.06)	0:44.06 [7] (0:15.04)	0:29.02 [6] (0:14.46)	0:14.56 [7] (0:14.56)
Average Speed [km/h]	46.6	46.3	46.2	47.4	47.0	46.8	47.8	49.4	51.2	49.5
Top Speed [km/h]	47.9	47.2	47.5	47.8	47.9	47.9	50.1	50.5	51.6	51.3
Avg. Dist. to Rail [m]	10.5	3.4	2.2	4.9	2.7	2.4	4.1	4.5	4.1	6.6



- [] Ranking at each section and finish
- :-:- No data available at this section
- NA No data available

Horse/Jockey Name	Senior Constable Liz/John R Dunn
Finish Rank	8
Fastest Section Time (Section)	0:14.77 (200-0)
Top Speed [km/h] (Section)	50.9 (200-0)
Race State	Finished



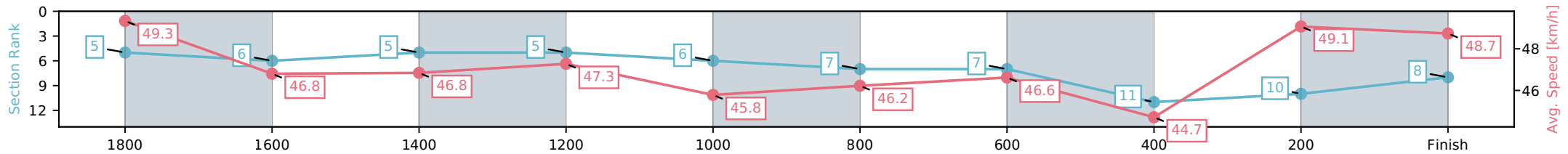
Cheviot Harness Racing Club Inc Harness
 Race 3: CHRISTCHURCH SOUTH COMMUNITY PATROL
 MOBILE TROT - 1980m



19 April 2026 - 1:06PM

Weather: Fine

Section	L1980	L1800	L1600	L1400	L1200	L1000	L800	L600	L400	L200
Section Times	2:31.89 (0:12.76)	2:19.13 [6] (0:15.51)	2:03.62 [5] (0:15.47)	1:48.15 [5] (0:15.24)	1:32.91 [6] (0:15.91)	1:17.00 [7] (0:15.71)	1:01.29 [7] (0:15.45)	0:45.84 [11] (0:16.23)	0:29.61 [10] (0:14.84)	0:14.77 [8] (0:14.77)
Average Speed [km/h]	49.3	46.8	46.8	47.3	45.8	46.2	46.6	44.7	49.1	48.7
Top Speed [km/h]	49.9	49.5	48.0	48.0	46.4	46.9	47.4	45.6	50.8	50.9
Avg. Dist. to Rail [m]	3.0	1.4	1.1	3.3	1.6	1.3	1.6	1.4	1.6	1.2



- [] Ranking at each section and finish
- :-:- No data available at this section
- NA No data available

Horse/Jockey Name	Aradne/S J Tomlinson
Finish Rank	9
Fastest Section Time (Section)	0:14.81 (400-200)
Top Speed [km/h] (Section)	50.8 (200-0)
Race State	Finished



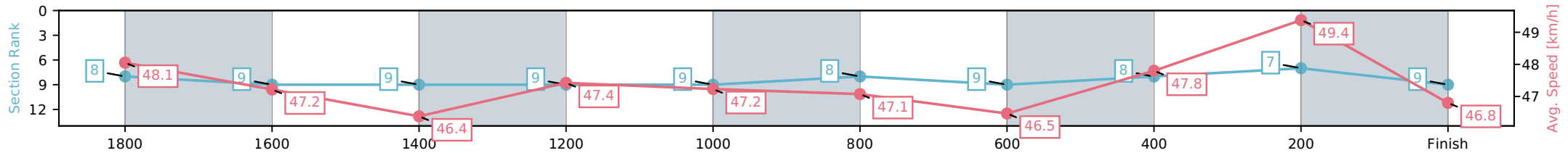
Cheviot Harness Racing Club Inc Harness
 Race 3: CHRISTCHURCH SOUTH COMMUNITY PATROL
 MOBILE TROT - 1980m



19 April 2026 - 1:06PM

Weather: Fine

Section	L1980	L1800	L1600	L1400	L1200	L1000	L800	L600	L400	L200
Section Times	2:31.92 (0:13.13)	2:18.79 [9] (0:15.53)	2:03.26 [9] (0:15.81)	1:47.45 [9] (0:15.19)	1:32.26 [9] (0:15.62)	1:16.64 [8] (0:15.61)	1:01.04 [9] (0:15.49)	0:45.55 [8] (0:15.37)	0:30.18 [7] (0:14.81)	0:15.37 [9] (0:15.37)
Average Speed [km/h]	48.1	47.2	46.4	47.4	47.2	47.1	46.5	47.8	49.4	46.8
Top Speed [km/h]	50.1	49.3	47.6	48.1	48.4	47.9	47.5	48.6	50.7	50.8
Avg. Dist. to Rail [m]	4.6	3.0	2.5	4.7	3.1	2.9	3.3	3.0	2.5	3.9



- [] Ranking at each section and finish
- :-:- No data available at this section
- NA No data available

Horse/Jockey Name	Royal Diedre/A K Beecroft
Finish Rank	10
Fastest Section Time (Section)	0:15.19 (1400-1200)
Top Speed [km/h] (Section)	52.0 (1980 - 1800)
Race State	Finished



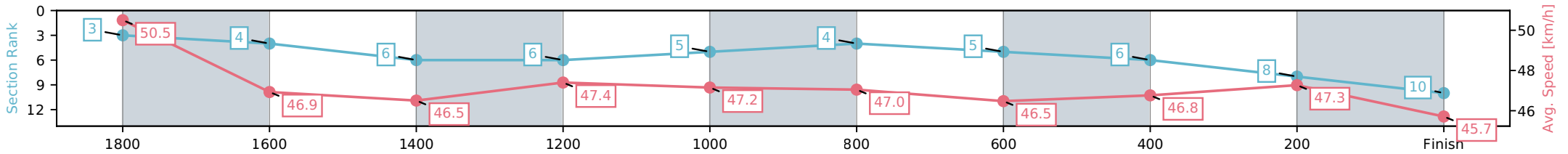
Cheviot Harness Racing Club Inc Harness
 Race 3: CHRISTCHURCH SOUTH COMMUNITY PATROL
 MOBILE TROT - 1980m



19 April 2026 - 1:06PM

Weather: Fine

Section	L1980	L1800	L1600	L1400	L1200	L1000	L800	L600	L400	L200
Section Times	2:32.44 (0:12.44)	2:20.00 [4] (0:15.62)	2:04.38 [6] (0:15.77)	1:48.61 [6] (0:15.19)	1:33.43 [5] (0:15.66)	1:17.76 [4] (0:15.60)	1:02.16 [5] (0:15.50)	0:46.67 [6] (0:15.65)	0:31.02 [8] (0:15.31)	0:15.72 [10] (0:15.72)
Average Speed [km/h]	50.5	46.9	46.5	47.4	47.2	47.0	46.5	46.8	47.3	45.7
Top Speed [km/h]	52.0	48.3	47.2	47.8	47.7	47.7	46.9	47.1	48.0	48.0
Avg. Dist. to Rail [m]	7.0	2.9	2.6	4.9	3.1	2.8	3.1	2.6	1.0	3.3



- [] Ranking at each section and finish
- :-:- No data available at this section
- NA No data available

Horse/Jockey Name	Tessamae/B J Borcoskie
Finish Rank	11
Fastest Section Time (Section)	0:15.13 (1400-1200)
Top Speed [km/h] (Section)	49.4 (1400-1200)
Race State	Finished



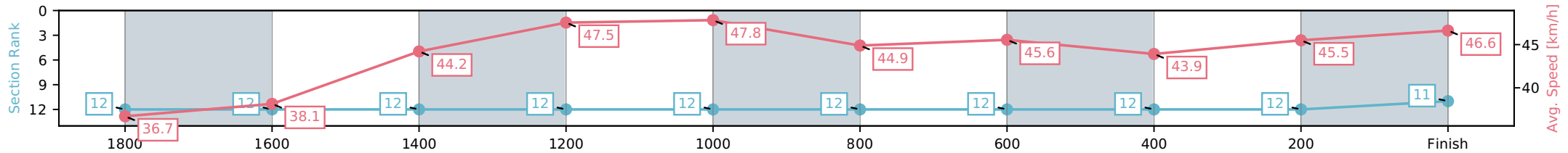
Cheviot Harness Racing Club Inc Harness
 Race 3: CHRISTCHURCH SOUTH COMMUNITY PATROL
 MOBILE TROT - 1980m



19 April 2026 - 1:06PM

Weather: Fine

Section	L1980	L1800	L1600	L1400	L1200	L1000	L800	L600	L400	L200
Section Times	2:43.16 (0:17.19)	2:25.97 [12] (0:19.25)	2:06.72 [12] (0:16.45)	1:50.26 [12] (0:15.13)	1:35.13 [12] (0:15.26)	1:19.87 [12] (0:16.19)	1:03.69 [12] (0:15.81)	0:47.88 [12] (0:16.54)	0:31.34 [12] (0:15.91)	0:15.43 [11] (0:15.43)
Average Speed [km/h]	36.7	38.1	44.2	47.5	47.8	44.9	45.6	43.9	45.5	46.6
Top Speed [km/h]	46.7	45.9	45.3	49.4	49.4	47.6	46.0	45.0	48.4	48.5
Avg. Dist. to Rail [m]	7.3	4.6	1.5	4.3	1.7	1.5	3.4	1.8	1.3	4.0



- [] Ranking at each section and finish
- :-:- No data available at this section
- NA No data available

Horse/Jockey Name	Royal Grace/J W Cox
Finish Rank	12
Fastest Section Time (Section)	0:15.25 (1400-1200)
Top Speed [km/h] (Section)	51.1 (1980 - 1800)
Race State	Finished



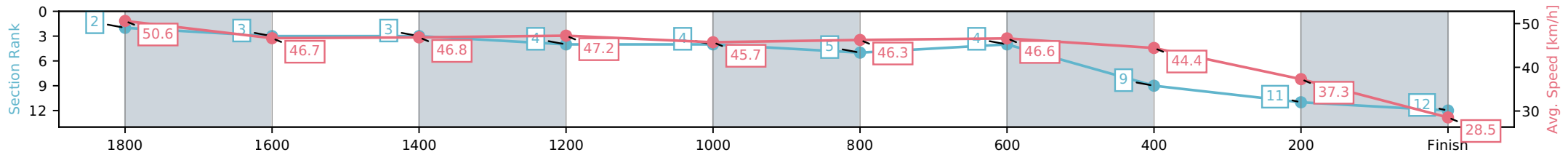
Cheviot Harness Racing Club Inc Harness
 Race 3: CHRISTCHURCH SOUTH COMMUNITY PATROL
 MOBILE TROT - 1980m



19 April 2026 - 1:06PM

Weather: Fine

Section	L1980	L1800	L1600	L1400	L1200	L1000	L800	L600	L400	L200
Section Times	2:46.55 (0:12.42)	2:34.13 [3] (0:15.54)	2:18.60 [3] (0:15.47)	2:03.12 [4] (0:15.25)	1:47.87 [4] (0:15.92)	1:31.95 [5] (0:15.71)	1:16.24 [4] (0:15.45)	1:00.80 [9] (0:16.30)	0:44.50 [11] (0:19.47)	0:25.02 [12] (0:25.02)
Average Speed [km/h]	50.6	46.7	46.8	47.2	45.7	46.3	46.6	44.4	37.3	28.5
Top Speed [km/h]	51.1	49.4	47.6	47.8	46.3	46.8	47.1	45.8	42.4	31.4
Avg. Dist. to Rail [m]	1.8	1.3	1.1	3.3	1.5	1.3	1.6	1.2	2.1	6.5



[] Ranking at each section and finish
 -:-:- No data available at this section
 NA No data available