



Cheviot Harness Racing Club Inc Harness

Race 4: CHEVIOT FREIGHT MOBILE PACE - 1980m

19 April 2026 - 1:45PM



Weather: Fine

Field Times (Race Tempo) 2:27.40 (0:11.78) 2:15.62 (0:14.80) 2:00.82 (0:14.81) 1:46.01 (0:14.94) 1:31.08 (0:15.58) 1:15.50 (0:15.56) 0:59.94 (0:15.48) 0:44.45 (0:15.54)

Rank	TAB#	Horse	Overall Time	First 400m	Top Speed km/h (Section)	L1980	L1800	L1600	L1400	L1200	L1000	L800	L600
	(BAR#)	Driver	Margin (DT-W)	Last 600m	Fastest Section (Time)	Start - 1800	1800 - 1600	1600 - 1400	1400 - 1200	1200 - 1000	1000 - 800	800 - 600	600 - 400
1	8	Lady Tyron	2:27.40	0:30.10	54.1 (200-0)	2:27.40	2:14.59 [8]	1:58.82 [9]	1:43.92 [9]	1:29.33 [9]	1:14.06 [9]	0:58.72 [8]	0:43.38 [8]
	(8)	John R Dunn		0:43.38	200-0 (0:13.70)	(0:12.81)	(0:15.77)	(0:14.89)	(0:14.60)	(0:15.26)	(0:15.34)	(0:15.34)	(0:15.58)
2	13	Bettor Dreams	2:27.42	0:29.31	53.1 (1980 - 1800)	2:27.42	2:14.84 [6]	1:59.65 [6]	1:44.96 [6]	1:30.06 [6]	1:14.77 [5]	0:59.45 [4]	0:44.00 [4]
	(13)	S E O'Reilly	0.2L (-8)	0:44.01	200-0 (0:13.92)	(0:12.58)	(0:15.19)	0:14.69	(0:14.90)	(0:15.29)	(0:15.32)	(0:15.44)	(0:15.48)
3	4	Harry's Girl	2:27.84	0:28.60	52.9 (1980 - 1800)	2:27.84	2:15.63 [4]	2:00.71 [3]	1:45.85 [4]	1:30.91 [3]	1:15.53 [3]	1:00.17 [2]	0:44.78 [2]
	(4)	S J Thornley	2.6L (-4)	0:44.77	400-200 (0:14.45)	(0:12.21)	(0:14.92)	(0:14.86)	(0:14.94)	(0:15.38)	(0:15.36)	(0:15.39)	(0:15.53)
4	7	Rockabilly Reign	2:27.94	0:29.70	52.5 (200-0)	2:27.94	2:15.18 [7]	1:59.75 [7]	1:44.82 [7]	1:30.21 [7]	1:14.93 [7]	0:59.62 [6]	0:44.24 [6]
	(7)	K G Cameron	3.1L (-6)	0:44.24	200-0 (0:14.08)	(0:12.76)	(0:15.42)	(0:14.93)	(0:14.61)	(0:15.28)	0:15.31	(0:15.38)	(0:15.58)
5	6	Mossdale Marie	2:28.07	0:28.02	53.8 (1980 - 1800)	2:28.07	2:16.21 [2]	2:01.49 [1]	1:46.68 [1]	1:31.74 [1]	1:16.17 [1]	1:00.61 [1]	0:45.12 [1]
	(6)	B T Hope	3.9L (-18)	0:45.13	1800-1600 (0:14.71)	(0:11.86)	0:14.71	(0:14.81)	(0:14.94)	(0:15.58)	(0:15.56)	(0:15.48)	(0:15.54)
6	2	Social Experiment	2:28.63	0:28.29	54.1 (1980 - 1800)	2:28.63	2:16.85 [1]	2:01.80 [2]	1:46.94 [2]	1:31.98 [2]	1:16.42 [2]	1:00.83 [3]	0:45.36 [3]
	(2)	R D Close	7.1L (-20)	0:45.36	400-200 (0:14.80)	0:11.78	(0:15.05)	(0:14.86)	(0:14.96)	(0:15.56)	(0:15.59)	(0:15.47)	(0:15.52)
7	1	Perestrelo	2:29.61	0:28.62	52.7 (1980 - 1800)	2:29.61	2:17.56 [3]	2:02.46 [4]	1:47.65 [3]	1:32.68 [4]	1:17.10 [4]	1:01.50 [5]	0:46.04 [5]
	(1)	C J Dalgety	12.7L (-21)	0:46.05	1600-1400 (0:14.80)	(0:12.05)	(0:15.10)	(0:14.80)	(0:14.97)	(0:15.58)	(0:15.61)	(0:15.46)	(0:15.54)
8	9	The Seamstress	2:29.61	0:30.49	50.8 (400-200)	2:29.61	2:16.45 [10]	2:00.64 [11]	1:45.77 [11]	1:31.22 [11]	1:15.91 [11]	1:00.54 [10]	0:45.26 [9]
	(9)	M B Holbrough	12.7L (-5)	0:45.26	1400-1200 (0:14.55)	(0:13.16)	(0:15.80)	(0:14.87)	(0:14.55)	(0:15.30)	(0:15.38)	(0:15.27)	(0:15.76)
9	10	Selsey Mae	2:29.81	0:29.21	52.3 (1980 - 1800)	2:29.81	2:17.28 [5]	2:02.15 [5]	1:47.45 [5]	1:32.53 [5]	1:16.90 [6]	1:01.30 [7]	0:45.86 [7]
	(10)	R T May	13.8L (-24)	0:45.85	1600-1400 (0:14.70)	(0:12.53)	(0:15.13)	(0:14.70)	(0:14.92)	(0:15.63)	(0:15.60)	(0:15.44)	(0:15.52)
10	12	Ultimate Dreamer	2:30.06	0:30.31	50.3 (1980 - 1800)	2:30.06	2:16.54 [11]	2:01.26 [10]	1:46.39 [10]	1:31.80 [10]	1:16.50 [10]	1:00.79 [11]	0:45.29 [11]
	(12)	A M Butt	15.2L (-20)	0:45.29	1400-1200 (0:14.60)	(0:13.52)	(0:15.27)	(0:14.87)	(0:14.60)	(0:15.30)	(0:15.71)	(0:15.50)	(0:15.64)

Scratched: Song Of Seas (#5)

Report Created: Sun 19 April 2026

(Note: Races are conducted over an approximate distance as close as possible to the advertised distance, and recorded data may vary accordingly. Official times refer to race times only and do not include handicap times.)

[] Position in running at each section and finish TAB# Saddle cloth number

-:--:-- No data available at this section

NA No data available

DNT Did not track

BAR# Barrier/Gate Position

DNF Did not finish

DT-W Distance travelled compared to winner in metres

Fastest split

Fastest section



Cheviot Harness Racing Club Inc Harness
Race 4: CHEVIOT FREIGHT MOBILE PACE - 1980m

19 April 2026 - 1:45PM

Weather: Fine



Field Times (Race Tempo) 2:27.40 (0:11.78) 2:15.62 (0:14.80) 2:00.82 (0:14.81) 1:46.01 (0:14.94) 1:31.08 (0:15.58) 1:15.50 (0:15.56) 0:59.94 (0:15.48) 0:44.45 (0:15.54)

Rank	TAB#	Horse	Overall Time	First 400m	Top Speed km/h (Section)	L1980	L1800	L1600	L1400	L1200	L1000	L800	L600
	(BAR#)	Driver	Margin (DT-W)	Last 600m	Fastest Section (Time)	Start - 1800	1800 - 1600	1600 - 1400	1400 - 1200	1200 - 1000	1000 - 800	800 - 600	600 - 400
11	11	Sky News	2:31.74	0:29.76	50.5 (1400-1200)	2:31.74	2:18.68 [9]	2:03.54 [8]	1:48.55 [8]	1:33.94 [8]	1:18.48 [8]	1:02.82 [9]	0:47.38 [10]
	(11)	S J Tomlinson	24.8L (-20)	0:47.37	1400-1200 (0:14.61)	(0:13.06)	(0:15.15)	(0:14.99)	(0:14.61)	(0:15.46)	(0:15.67)	(0:15.44)	(0:15.75)
12	3	Shards Eclipse	2:35.89	0:30.78	50.7 (1400-1200)	2:35.89	2:22.09 [12]	2:06.64 [12]	1:51.72 [12]	1:37.24 [12]	1:22.00 [12]	1:05.87 [12]	0:50.86 [12]
	(3)	J C Morrison	48.6L (-13)	0:50.85	1400-1200 (0:14.49)	(0:13.80)	(0:15.45)	(0:14.92)	(0:14.49)	(0:15.23)	(0:16.13)	(0:15.02)	(0:15.40)

Scratched: Song Of Seas (#5)



Cheviot Harness Racing Club Inc Harness

Race 4: CHEVIOT FREIGHT MOBILE PACE - 1980m

19 April 2026 - 1:45PM



Weather: Fine

Field Times 0:28.91 0:14.35
(Race Tempo) (0:14.56) (0:14.35)

Rank	TAB#	Horse	Overall Time	First 400m	Top Speed km/h (Section)	L400	L200						
	(BAR#)	Driver	Margin (DT-W)	Last 600m	Fastest Section (Time)	400 - 200	200 - Finish						
1	8	Lady Tyrone	2:27.40	0:30.10	54.1 (200-0)	0:27.80 [8]	0:13.70 [5]						
	(8)	John R Dunn		0:43.38	200-0 (0:13.70)	(0:14.10)	(0:13.70)						
2	13	Bettor Dreams	2:27.42	0:29.31	53.1 (1980 - 1800)	0:28.53 [4]	0:13.92 [3]						
	(13)	S E O'Reilly	0.2L (-8)	0:44.01	200-0 (0:13.92)	(0:14.61)	(0:13.92)						
3	4	Harry's Girl	2:27.84	0:28.60	52.9 (1980 - 1800)	0:29.24 [2]	0:14.79 [1]						
	(4)	S J Thornley	2.6L (-4)	0:44.77	400-200 (0:14.45)	(0:14.45)	(0:14.79)						
4	7	Rockabilly Reign	2:27.94	0:29.70	52.5 (200-0)	0:28.66 [6]	0:14.08 [6]						
	(7)	K G Cameron	3.1L (-6)	0:44.24	200-0 (0:14.08)	(0:14.58)	(0:14.08)						
5	6	Mossdale Marie	2:28.07	0:28.02	53.8 (1980 - 1800)	0:29.58 [1]	0:14.86 [2]						
	(6)	B T Hope	3.9L (-18)	0:45.13	1800-1600 (0:14.71)	(0:14.73)	(0:14.86)						
6	2	Social Experiment	2:28.63	0:28.29	54.1 (1980 - 1800)	0:29.83 [3]	0:15.04 [4]						
	(2)	R D Close	7.1L (-20)	0:45.36	400-200 (0:14.80)	(0:14.80)	(0:15.04)						
7	1	Perestrelo	2:29.61	0:28.62	52.7 (1980 - 1800)	0:30.50 [5]	0:15.44 [7]						
	(1)	C J Dalgety	12.7L (-21)	0:46.05	1600-1400 (0:14.80)	(0:15.07)	(0:15.44)						
8	9	The Seamstress	2:29.61	0:30.49	50.8 (400-200)	0:29.50 [9]	0:14.82 [9]						
	(9)	M B Holbrough	12.7L (-5)	0:45.26	1400-1200 (0:14.55)	(0:14.68)	(0:14.82)						
9	10	Selsey Mae	2:29.81	0:29.21	52.3 (1980 - 1800)	0:30.33 [7]	0:15.07 [8]						
	(10)	R T May	13.8L (-24)	0:45.85	1600-1400 (0:14.70)	(0:15.26)	(0:15.07)						
10	12	Ultimate Dreamer	2:30.06	0:30.31	50.3 (1980 - 1800)	0:29.66 [11]	0:14.82 [10]						
	(12)	A M Butt	15.2L (-20)	0:45.29	1400-1200 (0:14.60)	(0:14.83)	(0:14.82)						

Scratched: Song Of Seas (#5)

Report Created: Sun 19 April 2026

(Note: Races are conducted over an approximate distance as close as possible to the advertised distance, and recorded data may vary accordingly. Official times refer to race times only and do not include handicap times.)

[] Position in running at each section and finish TAB# Saddle cloth number

-:--:-- No data available at this section

NA No data available

DNT Did not track

BAR# Barrier/Gate Position

DNF Did not finish

DT-W Distance travelled compared to winner in metres

Fastest split

Fastest section



Cheviot Harness Racing Club Inc Harness
Race 4: CHEVIOT FREIGHT MOBILE PACE - 1980m

19 April 2026 - 1:45PM

Weather: Fine



Field Times 0:28.91 0:14.35
(Race Tempo) (0:14.56) (0:14.35)

Rank	TAB#	Horse	Overall Time	First 400m	Top Speed km/h (Section)	L400	L200						
	(BAR#)	Driver	Margin (DT-W)	Last 600m	Fastest Section (Time)	400 - 200	200 - Finish						
11	11	Sky News	2:31.74	0:29.76	50.5 (1400-1200)	0:31.62 [10]	0:16.04 [11]						
	(11)	S J Tomlinson	24.8L (-20)	0:47.37	1400-1200 (0:14.61)	(0:15.58)	(0:16.04)						
12	3	Shards Eclipse	2:35.89	0:30.78	50.7 (1400-1200)	0:35.45 [12]	0:17.24 [12]						
	(3)	J C Morrison	48.6L (-13)	0:50.85	1400-1200 (0:14.49)	(0:18.21)	(0:17.24)						

Scratched: Song Of Seas (#5)

Report Created: Sun 19 April 2026

(Note: Races are conducted over an approximate distance as close as possible to the advertised distance, and recorded data may vary accordingly. Official times refer to race times only and do not include handicap times.)

[] Position in running at each section and finish TAB# Saddle cloth number

Fastest split

-:--:-- No data available at this section

BAR# Barrier/Gate Position

Fastest section

NA No data available

DNF Did not finish

DNT Did not track

DT-W Distance travelled compared to winner in metres

Horse/Jockey Name	Lady Tyrone/John R Dunn
Finish Rank	1
Fastest Section Time (Section)	0:13.70 (200-0)
Top Speed [km/h] (Section)	54.1 (200-0)
Race State	Finished



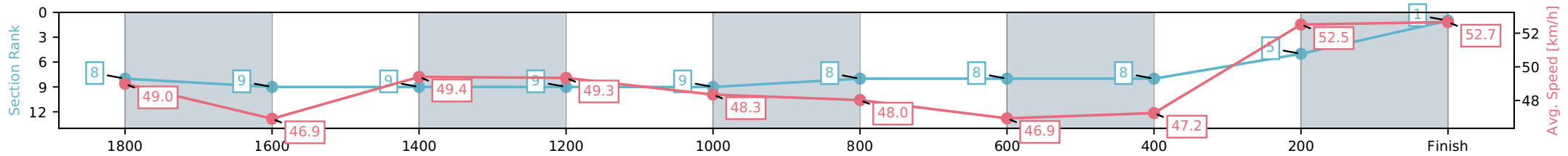
Cheviot Harness Racing Club Inc Harness
 Race 4: CHEVIOT FREIGHT MOBILE PACE - 1980m



19 April 2026 - 1:45PM

Weather: Fine

Section	L1980	L1800	L1600	L1400	L1200	L1000	L800	L600	L400	L200
Section Times	2:27.40 (0:12.81)	2:14.59 [9] (0:15.77)	1:58.82 [9] (0:14.89)	1:43.92 [9] (0:14.60)	1:29.33 [9] (0:15.26)	1:14.06 [8] (0:15.34)	0:58.72 [8] (0:15.34)	0:43.38 [8] (0:15.58)	0:27.80 [5] (0:14.10)	0:13.70 [1] (0:13.70)
Average Speed [km/h]	49.0	46.9	49.4	49.3	48.3	48.0	46.9	47.2	52.5	52.7
Top Speed [km/h]	51.5	48.3	50.5	50.7	49.2	49.0	48.2	49.1	53.9	54.1
Avg. Dist. to Rail [m]	10.7	4.5	2.9	4.6	3.1	3.1	3.2	3.0	4.5	8.4



[] Ranking at each section and finish
 -:-:- No data available at this section
 NA No data available

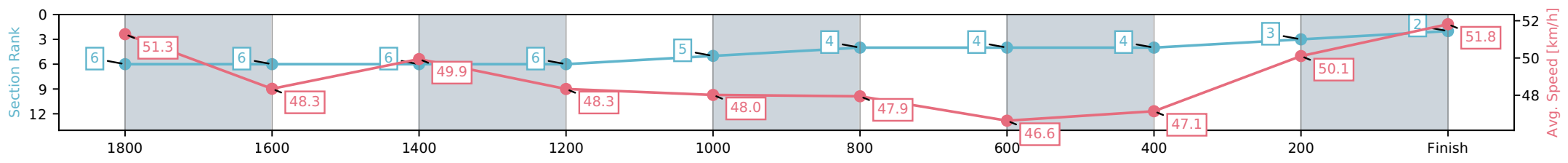
Horse/Jockey Name	Bettor Dreams/S E O'Reilly
Finish Rank	2
Fastest Section Time (Section)	0:13.92 (200-0)
Top Speed [km/h] (Section)	53.1 (1980 - 1800)
Race State	Finished



Cheviot Harness Racing Club Inc Harness
 Race 4: CHEVIOT FREIGHT MOBILE PACE - 1980m
 19 April 2026 - 1:45PM
 Weather: Fine



Section	L1980	L1800	L1600	L1400	L1200	L1000	L800	L600	L400	L200
Section Times	2:27.42 (0:12.58)	2:14.84 [6] (0:15.19)	1:59.65 [6] (0:14.69)	1:44.96 [6] (0:14.90)	1:30.06 [5] (0:15.29)	1:14.77 [4] (0:15.32)	0:59.45 [4] (0:15.44)	0:44.00 [4] (0:15.48)	0:28.53 [3] (0:14.61)	0:13.92 [2] (0:13.92)
Average Speed [km/h]	51.3	48.3	49.9	48.3	48.0	47.9	46.6	47.1	50.1	51.8
Top Speed [km/h]	53.1	50.0	50.7	49.3	48.6	48.7	47.3	48.8	51.9	52.5
Avg. Dist. to Rail [m]	5.0	3.1	2.6	4.4	2.5	2.7	2.6	2.0	2.9	7.2



[] Ranking at each section and finish
 -:-:- No data available at this section
 NA No data available

Horse/Jockey Name	Harry's Girl/S J Thornley
Finish Rank	3
Fastest Section Time (Section)	0:14.45 (400-200)
Top Speed [km/h] (Section)	52.9 (1980 - 1800)
Race State	Finished



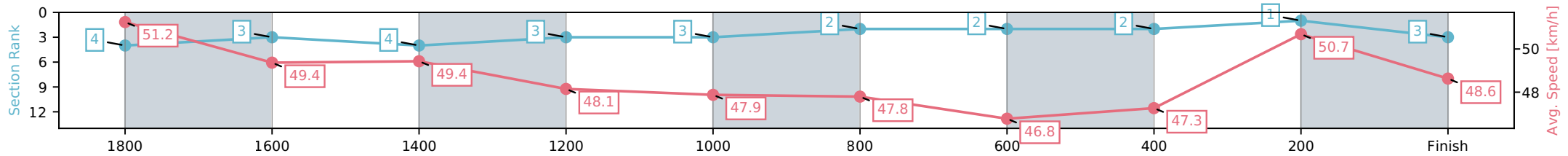
Cheviot Harness Racing Club Inc Harness
Race 4: CHEVIOT FREIGHT MOBILE PACE - 1980m



19 April 2026 - 1:45PM

Weather: Fine

Section	L1980	L1800	L1600	L1400	L1200	L1000	L800	L600	L400	L200
Section Times	2:27.84 (0:12.21)	2:15.63 [3] (0:14.92)	2:00.71 [4] (0:14.86)	1:45.85 [3] (0:14.94)	1:30.91 [3] (0:15.38)	1:15.53 [2] (0:15.36)	1:00.17 [2] (0:15.39)	0:44.78 [2] (0:15.53)	0:29.24 [1] (0:14.45)	0:14.79 [3] (0:14.79)
Average Speed [km/h]	51.2	49.4	49.4	48.1	47.9	47.8	46.8	47.3	50.7	48.6
Top Speed [km/h]	52.9	50.1	50.1	49.0	48.7	48.3	47.4	48.8	51.8	51.1
Avg. Dist. to Rail [m]	5.8	3.5	2.8	4.4	2.8	2.8	2.9	2.7	2.8	5.3



- [] Ranking at each section and finish
- :-:- No data available at this section
- NA No data available

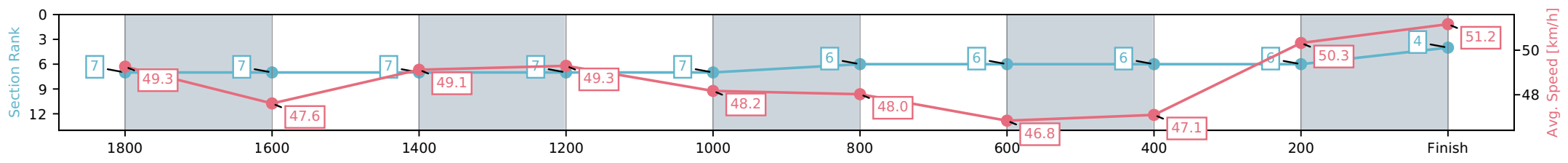
Horse/Jockey Name	Rockabilly Reign/K G Cameron
Finish Rank	4
Fastest Section Time (Section)	0:14.08 (200-0)
Top Speed [km/h] (Section)	52.5 (200-0)
Race State	Finished



Cheviot Harness Racing Club Inc Harness
 Race 4: CHEVIOT FREIGHT MOBILE PACE - 1980m
 19 April 2026 - 1:45PM
 Weather: Fine



Section	L1980	L1800	L1600	L1400	L1200	L1000	L800	L600	L400	L200
Section Times	2:27.94 (0:12.76)	2:15.18 [7] (0:15.42)	1:59.75 [7] (0:14.93)	1:44.82 [7] (0:14.61)	1:30.21 [7] (0:15.28)	1:14.93 [6] (0:15.31)	0:59.62 [6] (0:15.38)	0:44.24 [6] (0:15.58)	0:28.66 [6] (0:14.58)	0:14.08 [4] (0:14.08)
Average Speed [km/h]	49.3	47.6	49.1	49.3	48.2	48.0	46.8	47.1	50.3	51.2
Top Speed [km/h]	51.7	48.2	50.7	50.7	48.5	48.7	47.7	48.9	51.9	52.5
Avg. Dist. to Rail [m]	8.6	3.2	2.5	4.2	2.7	2.9	3.0	2.6	3.0	5.9



[] Ranking at each section and finish
 -:-:- No data available at this section
 NA No data available

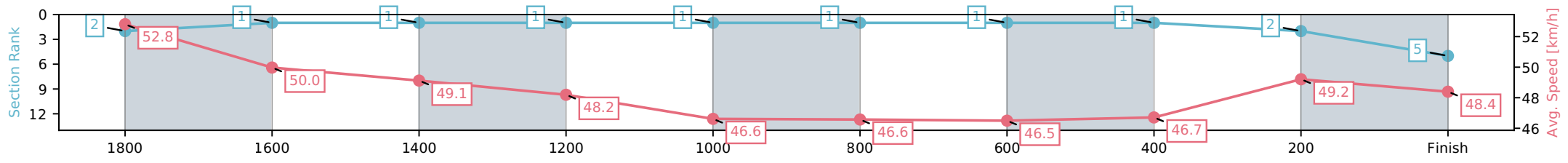
Horse/Jockey Name	Mossdale Marie/B T Hope
Finish Rank	5
Fastest Section Time (Section)	0:14.71 (1800-1600)
Top Speed [km/h] (Section)	53.8 (1980 - 1800)
Race State	Finished



Cheviot Harness Racing Club Inc Harness
 Race 4: CHEVIOT FREIGHT MOBILE PACE - 1980m
 19 April 2026 - 1:45PM
 Weather: Fine



Section	L1980	L1800	L1600	L1400	L1200	L1000	L800	L600	L400	L200
Section Times	2:28.07 (0:11.86)	2:16.21 [1] (0:14.71)	2:01.49 [1] (0:14.81)	1:46.68 [1] (0:14.94)	1:31.74 [1] (0:15.58)	1:16.17 [1] (0:15.56)	1:00.61 [1] (0:15.48)	0:45.12 [1] (0:15.54)	0:29.58 [2] (0:14.73)	0:14.86 [5] (0:14.86)
Average Speed [km/h]	52.8	50.0	49.1	48.2	46.6	46.6	46.5	46.7	49.2	48.4
Top Speed [km/h]	53.8	50.9	50.8	49.0	47.5	47.3	47.1	47.8	50.1	50.0
Avg. Dist. to Rail [m]	7.9	3.6	1.5	2.7	1.1	1.0	1.1	1.1	1.2	3.4



[] Ranking at each section and finish
 -:-:- No data available at this section
 NA No data available

Horse/Jockey Name	Social Experiment/R D Close
Finish Rank	6
Fastest Section Time (Section)	0:14.80 (400-200)
Top Speed [km/h] (Section)	54.1 (1980 - 1800)
Race State	Finished



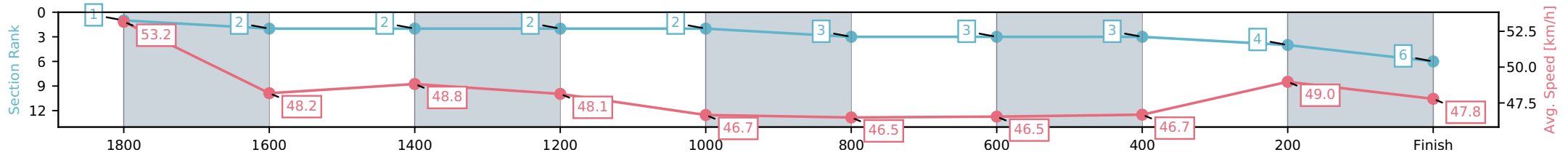
Cheviot Harness Racing Club Inc Harness
Race 4: CHEVIOT FREIGHT MOBILE PACE - 1980m



19 April 2026 - 1:45PM

Weather: Fine

Section	L1980	L1800	L1600	L1400	L1200	L1000	L800	L600	L400	L200
Section Times	2:28.63 (0:11.78)	2:16.85 [2] (0:15.05)	2:01.80 [2] (0:14.86)	1:46.94 [2] (0:14.96)	1:31.98 [2] (0:15.56)	1:16.42 [3] (0:15.59)	1:00.83 [3] (0:15.47)	0:45.36 [3] (0:15.52)	0:29.83 [4] (0:14.80)	0:15.04 [6] (0:15.04)
Average Speed [km/h]	53.2	48.2	48.8	48.1	46.7	46.5	46.5	46.7	49.0	47.8
Top Speed [km/h]	54.1	52.7	49.5	48.8	47.3	47.2	47.2	47.6	50.4	50.2
Avg. Dist. to Rail [m]	4.0	1.4	1.3	2.7	1.1	1.0	1.0	0.9	1.0	1.1



- [] Ranking at each section and finish
- :-:- No data available at this section
- NA No data available

Horse/Jockey Name	Perestrello/C J Dalgety
Finish Rank	7
Fastest Section Time (Section)	0:14.80 (1600-1400)
Top Speed [km/h] (Section)	52.7 (1980 - 1800)
Race State	Finished



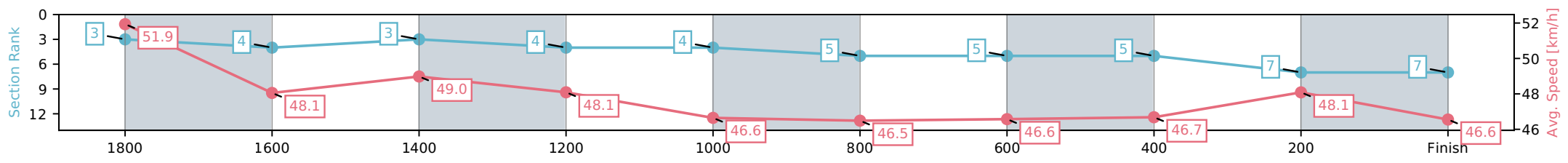
Cheviot Harness Racing Club Inc Harness
 Race 4: CHEVIOT FREIGHT MOBILE PACE - 1980m



19 April 2026 - 1:45PM

Weather: Fine

Section	L1980	L1800	L1600	L1400	L1200	L1000	L800	L600	L400	L200
Section Times	2:29.61 (0:12.05)	2:17.56 [4] (0:15.10)	2:02.46 [3] (0:14.80)	1:47.65 [4] (0:14.97)	1:32.68 [4] (0:15.58)	1:17.10 [5] (0:15.61)	1:01.50 [5] (0:15.46)	0:46.04 [5] (0:15.54)	0:30.50 [7] (0:15.07)	0:15.44 [7] (0:15.44)
Average Speed [km/h]	51.9	48.1	49.0	48.1	46.6	46.5	46.6	46.7	48.1	46.6
Top Speed [km/h]	52.7	51.0	49.7	48.8	47.5	47.3	47.5	47.9	48.6	48.5
Avg. Dist. to Rail [m]	2.4	1.4	1.2	2.9	1.2	1.1	1.2	1.0	1.3	4.1



[] Ranking at each section and finish
 -:-:- No data available at this section
 NA No data available

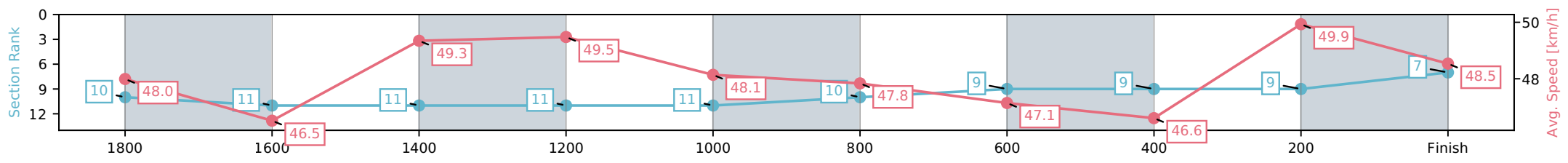
Horse/Jockey Name	The Seamstress/M B Holbrough
Finish Rank	8
Fastest Section Time (Section)	0:14.55 (1400-1200)
Top Speed [km/h] (Section)	50.8 (400-200)
Race State	Finished



Cheviot Harness Racing Club Inc Harness
 Race 4: CHEVIOT FREIGHT MOBILE PACE - 1980m
 19 April 2026 - 1:45PM
 Weather: Fine



Section	L1980	L1800	L1600	L1400	L1200	L1000	L800	L600	L400	L200
Section Times	2:29.61 (0:13.16)	2:16.45 [11] (0:15.80)	2:00.64 [11] (0:14.87)	1:45.77 [11] (0:14.55)	1:31.22 [11] (0:15.30)	1:15.91 [10] (0:15.38)	1:00.54 [9] (0:15.27)	0:45.26 [9] (0:15.76)	0:29.50 [9] (0:14.68)	0:14.82 [7] (0:14.82)
Average Speed [km/h]	48.0	46.5	49.3	49.5	48.1	47.8	47.1	46.6	49.9	48.5
Top Speed [km/h]	49.9	48.4	50.2	50.7	48.9	49.0	47.8	48.8	50.8	50.5
Avg. Dist. to Rail [m]	11.7	3.4	2.6	4.4	2.8	3.0	3.3	2.8	2.8	5.9



[] Ranking at each section and finish
 -:-:- No data available at this section
 NA No data available

Horse/Jockey Name	Selsey Mae/R T May
Finish Rank	9
Fastest Section Time (Section)	0:14.70 (1600-1400)
Top Speed [km/h] (Section)	52.3 (1980 - 1800)
Race State	Finished



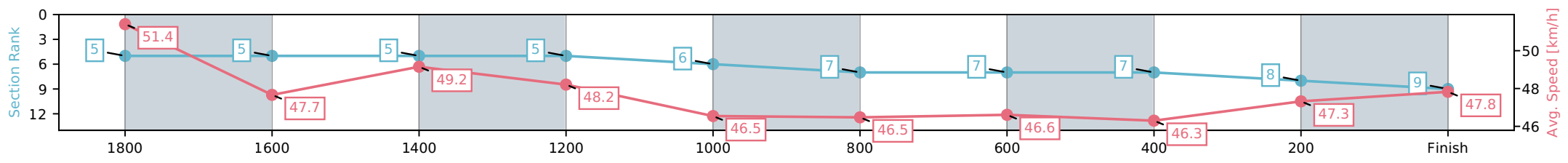
Cheviot Harness Racing Club Inc Harness
 Race 4: CHEVIOT FREIGHT MOBILE PACE - 1980m



19 April 2026 - 1:45PM

Weather: Fine

Section	L1980	L1800	L1600	L1400	L1200	L1000	L800	L600	L400	L200
Section Times	2:29.81 (0:12.53)	2:17.28 [5] (0:15.13)	2:02.15 [5] (0:14.70)	1:47.45 [5] (0:14.92)	1:32.53 [6] (0:15.63)	1:16.90 [7] (0:15.60)	1:01.30 [7] (0:15.44)	0:45.86 [7] (0:15.52)	0:30.33 [8] (0:15.26)	0:15.07 [9] (0:15.07)
Average Speed [km/h]	51.4	47.7	49.2	48.2	46.5	46.5	46.6	46.3	47.3	47.8
Top Speed [km/h]	52.3	50.6	50.5	49.7	47.9	47.1	47.5	48.1	48.6	49.3
Avg. Dist. to Rail [m]	1.8	0.6	0.8	3.0	1.3	1.0	0.9	0.4	0.9	1.5



- [] Ranking at each section and finish
- :-:- No data available at this section
- NA No data available

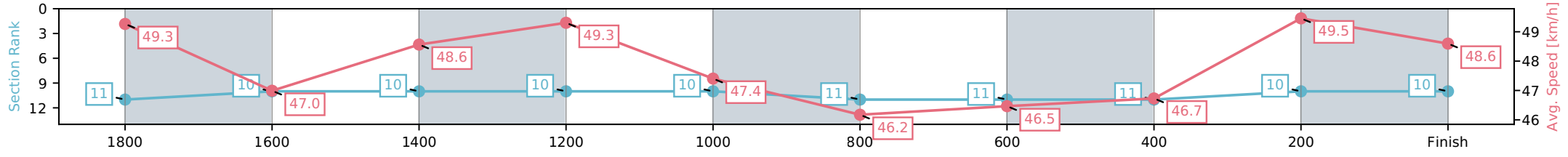
Horse/Jockey Name	Ultimate Dreamer/A M Butt
Finish Rank	10
Fastest Section Time (Section)	0:14.60 (1400-1200)
Top Speed [km/h] (Section)	50.3 (1980 - 1800)
Race State	Finished



Cheviot Harness Racing Club Inc Harness
 Race 4: CHEVIOT FREIGHT MOBILE PACE - 1980m
 19 April 2026 - 1:45PM
 Weather: Fine



Section	L1980	L1800	L1600	L1400	L1200	L1000	L800	L600	L400	L200
Section Times	2:30.06 (0:13.52)	2:16.54 [10] (0:15.27)	2:01.26 [10] (0:14.87)	1:46.39 [10] (0:14.60)	1:31.80 [10] (0:15.30)	1:16.50 [11] (0:15.71)	1:00.79 [11] (0:15.50)	0:45.29 [11] (0:15.64)	0:29.66 [10] (0:14.83)	0:14.82 [10] (0:14.82)
Average Speed [km/h]	49.3	47.0	48.6	49.3	47.4	46.2	46.5	46.7	49.5	48.6
Top Speed [km/h]	50.3	48.3	50.0	50.0	48.3	47.1	47.0	48.9	49.9	49.8
Avg. Dist. to Rail [m]	4.3	0.9	0.7	2.7	1.0	1.1	1.6	2.0	2.9	6.7



[] Ranking at each section and finish
 -:-:- No data available at this section
 NA No data available

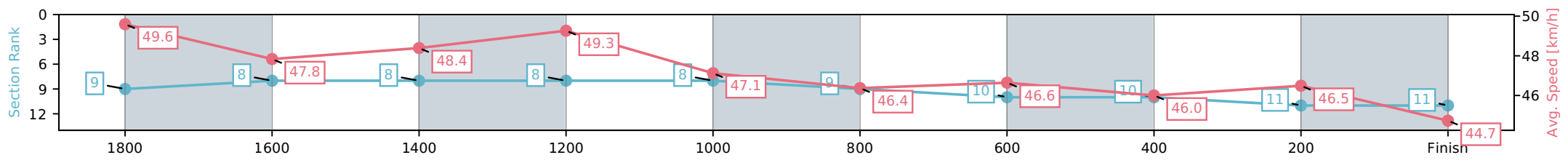
Horse/Jockey Name	Sky News/S J Tomlinson
Finish Rank	11
Fastest Section Time (Section)	0:14.61 (1400-1200)
Top Speed [km/h] (Section)	50.5 (1400-1200)
Race State	Finished



Cheviot Harness Racing Club Inc Harness
 Race 4: CHEVIOT FREIGHT MOBILE PACE - 1980m
 19 April 2026 - 1:45PM
 Weather: Fine



Section	L1980	L1800	L1600	L1400	L1200	L1000	L800	L600	L400	L200
Section Times	2:31.74 (0:13.06)	2:18.68 [8] (0:15.15)	2:03.54 [8] (0:14.99)	1:48.55 [8] (0:14.61)	1:33.94 [8] (0:15.46)	1:18.48 [9] (0:15.67)	1:02.82 [10] (0:15.44)	0:47.38 [10] (0:15.75)	0:31.62 [11] (0:15.58)	0:16.04 [11] (0:16.04)
Average Speed [km/h]	49.6	47.8	48.4	49.3	47.1	46.4	46.6	46.0	46.5	44.7
Top Speed [km/h]	50.2	49.4	49.9	50.5	48.4	47.1	46.9	46.7	46.9	47.0
Avg. Dist. to Rail [m]	3.1	1.3	1.1	2.7	1.4	1.3	1.7	1.1	1.2	3.3



[] Ranking at each section and finish
 -:-:- No data available at this section
 NA No data available

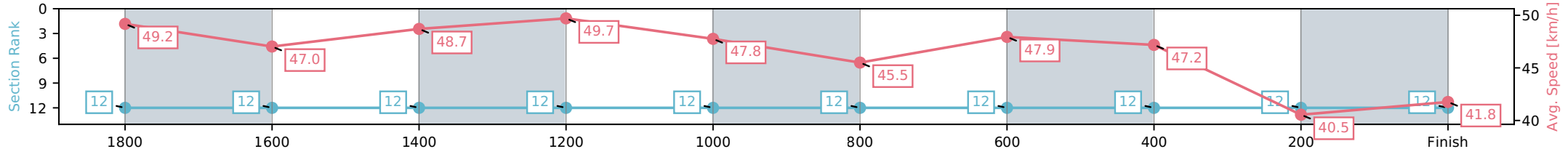
Horse/Jockey Name	Shards Eclipse/J C Morrison
Finish Rank	12
Fastest Section Time (Section)	0:14.49 (1400-1200)
Top Speed [km/h] (Section)	50.7 (1400-1200)
Race State	Finished



Cheviot Harness Racing Club Inc Harness
 Race 4: CHEVIOT FREIGHT MOBILE PACE - 1980m
 19 April 2026 - 1:45PM
 Weather: Fine



Section	L1980	L1800	L1600	L1400	L1200	L1000	L800	L600	L400	L200
Section Times	2:35.89 (0:13.80)	2:22.09 [12] (0:15.45)	2:06.64 [12] (0:14.92)	1:51.72 [12] (0:14.49)	1:37.24 [12] (0:15.23)	1:22.00 [12] (0:16.13)	1:05.87 [12] (0:15.02)	0:50.86 [12] (0:15.40)	0:35.45 [12] (0:18.21)	0:17.24 [12] (0:17.24)
Average Speed [km/h]	49.2	47.0	48.7	49.7	47.8	45.5	47.9	47.2	40.5	41.8
Top Speed [km/h]	50.0	49.0	50.3	50.7	48.4	47.1	50.3	48.8	48.2	47.5
Avg. Dist. to Rail [m]	6.3	1.7	1.4	3.0	1.3	2.7	3.2	1.4	6.2	12.3



[] Ranking at each section and finish
 -:-:- No data available at this section
 NA No data available