



# Cheviot Harness Racing Club Inc Harness

Race 5: RURAL LIVESTOCK LTD CANTY PLAINS SERIES (HEAT 4) MOBILE PACE - 1980m

19 April 2026 - 2:18PM



Weather: Fine

Field Times	2:26.59	2:14.77	2:00.26	1:45.27	1:31.19	1:16.51	1:01.26	0:45.80
(Race Tempo)	(0:11.82)	(0:14.51)	(0:14.99)	(0:14.08)	(0:14.68)	(0:15.26)	(0:15.46)	(0:16.10)

Rank	TAB#	Horse	Overall Time	First 400m	Top Speed km/h (Section)	L1980	L1800	L1600	L1400	L1200	L1000	L800	L600
	(BAR#)	Driver	Margin (DT-W)	Last 600m	Fastest Section (Time)	Start - 1800	1800 - 1600	1600 - 1400	1400 - 1200	1200 - 1000	1000 - 800	800 - 600	600 - 400
1	6	Stubing	2:26.59	0:29.77	53.9 (1200-1000)	2:26.59	2:13.66 [6]	1:58.56 [6]	1:43.82 [6]	1:30.10 [6]	1:15.86 [5]	1:00.64 [5]	0:45.21 [5]
	(6)	S J Ottley		0:45.21	1400-1200 (0:13.71)	(0:12.93)	(0:15.10)	(0:14.74)	(0:13.71)	(0:14.24)	(0:15.22)	(0:15.43)	(0:16.32)
2	5	Sweet Willow	2:26.72	0:29.22	53.0 (1400-1200)	2:26.72	2:14.08 [5]	1:59.20 [5]	1:44.47 [5]	1:30.80 [4]	1:16.29 [4]	1:01.07 [3]	0:45.66 [3]
	(5)	W J House	0.7L (+1)	0:45.66	1400-1200 (0:13.67)	(0:12.64)	(0:14.88)	(0:14.73)	(0:13.67)	(0:14.50)	(0:15.22)	(0:15.41)	(0:16.26)
3	9	Radioactive Jaffa	2:26.72	0:30.52	53.5 (1400-1200)	2:26.72	2:13.36 [8]	1:57.95 [8]	1:43.02 [8]	1:29.25 [8]	1:15.20 [8]	1:00.12 [8]	0:44.70 [7]
	(9)	R T May	0.8L (-6)	0:44.69	1400-1200 (0:13.77)	(0:13.36)	(0:15.41)	(0:14.93)	(0:13.77)	(0:14.05)	(0:15.09)	(0:15.42)	(0:16.16)
4	8	Bautista	2:27.08	0:29.92	53.5 (1200-1000)	2:27.08	2:13.99 [7]	1:58.68 [7]	1:43.98 [7]	1:30.23 [7]	1:16.04 [7]	1:00.80 [7]	0:45.39 [6]
	(8)	K K Tomlinson	2.8L (+0)	0:45.40	1400-1200 (0:13.75)	(0:13.09)	(0:15.31)	(0:14.70)	(0:13.75)	(0:14.19)	(0:15.24)	(0:15.41)	(0:16.33)
5	7	Breeny's Conqueror	2:27.35	0:28.24	53.6 (1980 - 1800)	2:27.35	2:15.53 [1]	2:00.60 [2]	1:45.56 [3]	1:31.56 [3]	1:16.92 [3]	1:01.67 [4]	0:46.24 [4]
	(7)	John R Dunn	4.4L (-17)	0:46.24	1400-1200 (0:14.00)	(0:11.82)	(0:14.93)	(0:15.04)	(0:14.00)	(0:14.64)	(0:15.25)	(0:15.44)	(0:16.32)
6	2	Lasa	2:28.05	0:28.51	52.9 (1400-1200)	2:28.05	2:15.86 [3]	2:01.01 [3]	1:46.34 [2]	1:32.60 [2]	1:17.97 [1]	1:02.71 [2]	0:47.26 [1]
	(2)	C J Dalgety	8.4L (-5)	0:47.25	1400-1200 (0:13.73)	(0:12.19)	(0:14.84)	(0:14.68)	(0:13.73)	(0:14.63)	(0:15.26)	(0:15.46)	(0:16.25)
7	3	Buddy Reign	2:29.19	0:28.14	54.2 (1980 - 1800)	2:29.19	2:17.32 [2]	2:02.86 [1]	1:47.87 [1]	1:33.79 [1]	1:19.07 [2]	1:03.86 [1]	0:48.38 [2]
	(3)	K G Cameron	14.9L (-25)	0:48.38	1400-1200 (0:14.08)	(0:11.87)	(0:14.46)	(0:14.99)	(0:14.08)	(0:14.72)	(0:15.21)	(0:15.47)	(0:16.09)
8	1	Moose Morowski	2:33.60	0:28.81	52.0 (1980 - 1800)	2:33.60	2:21.39 [4]	2:06.51 [4]	1:51.49 [4]	1:37.40 [5]	1:22.81 [6]	1:07.49 [6]	0:51.33 [8]
	(1)	R E Cameron	40.1L (-17)	0:51.33	1400-1200 (0:14.09)	(0:12.21)	(0:14.88)	(0:15.02)	(0:14.09)	(0:14.60)	(0:15.31)	(0:16.16)	(0:17.14)

Scratched: Fear Gogh (#4)

Report Created: Sun 19 April 2026

(Note: Races are conducted over an approximate distance as close as possible to the advertised distance, and recorded data may vary accordingly. Official times refer to race times only and do not include handicap times.)

[ ] Position in running at each section and finish TAB# Saddle cloth number

[ ] Fastest split

-:--:-- No data available at this section

BAR# Barrier/Gate Position

[█] Fastest section

NA No data available

DNF Did not finish

DNT Did not track

DT-W Distance travelled compared to winner in metres



# Cheviot Harness Racing Club Inc Harness

Race 5: RURAL LIVESTOCK LTD CANTY PLAINS SERIES (HEAT 4) MOBILE PACE - 1980m

19 April 2026 - 2:18PM



Weather: Fine

Field Times                      0:29.70      0:14.40  
(Race Tempo)                      (0:15.29)      (0:14.40)

Rank	TAB#	Horse	Overall Time	First 400m	Top Speed km/h (Section)	L400	L200						
	(BAR#)	Driver	Margin (DT-W)	Last 600m	Fastest Section (Time)	400 - 200	200 - Finish						
1	6	Stubing	2:26.59	0:29.77	53.9 (1200-1000)	0:28.89 [5]	0:14.05 [3]						
	(6)	S J Ottley		0:45.21	1400-1200 (0:13.71)	(0:14.84)	(0:14.05)						
2	5	Sweet Willow	2:26.72	0:29.22	53.0 (1400-1200)	0:29.40 [3]	0:14.54 [1]						
	(5)	W J House	0.7L (+1)	0:45.66	1400-1200 (0:13.67)	(0:14.86)	(0:14.54)						
3	9	Radioactive Jaffa	2:26.72	0:30.52	53.5 (1400-1200)	0:28.54 [7]	0:13.79 [7]						
	(9)	R T May	0.8L (-6)	0:44.69	1400-1200 (0:13.77)	(0:14.74)	(0:13.79)						
4	8	Bautista	2:27.08	0:29.92	53.5 (1200-1000)	0:29.06 [6]	0:14.27 [6]						
	(8)	K K Tomlinson	2.8L (+0)	0:45.40	1400-1200 (0:13.75)	(0:14.80)	(0:14.27)						
5	7	Breeny's Conqueror	2:27.35	0:28.24	53.6 (1980 - 1800)	0:29.92 [4]	0:14.57 [4]						
	(7)	John R Dunn	4.4L (-17)	0:46.24	1400-1200 (0:14.00)	(0:15.35)	(0:14.57)						
6	2	Lasa	2:28.05	0:28.51	52.9 (1400-1200)	0:31.00 [2]	0:15.66 [2]						
	(2)	C J Dalgety	8.4L (-5)	0:47.25	1400-1200 (0:13.73)	(0:15.34)	(0:15.66)						
7	3	Buddy Reign	2:29.19	0:28.14	54.2 (1980 - 1800)	0:32.30 [1]	0:16.41 [4]						
	(3)	K G Cameron	14.9L (-25)	0:48.38	1400-1200 (0:14.08)	(0:15.88)	(0:16.41)						
8	1	Moose Morowski	2:33.60	0:28.81	52.0 (1980 - 1800)	0:34.19 [8]	0:17.42 [8]						
	(1)	R E Cameron	40.1L (-17)	0:51.33	1400-1200 (0:14.09)	(0:16.77)	(0:17.42)						

Scrapped: Fear Gogh (#4)

Report Created: Sun 19 April 2026

(Note: Races are conducted over an approximate distance as close as possible to the advertised distance, and recorded data may vary accordingly. Official times refer to race times only and do not include handicap times.)

[ ] Position in running at each section and finish    TAB#    Saddle cloth number

Fastest split

-:--:-- No data available at this section

BAR#    Barrier/Gate Position

Fastest section

NA    No data available

DNF    Did not finish

DNT    Did not track

DT-W    Distance travelled compared to winner in metres

Horse/Jockey Name	Stubing/S J Ottley
Finish Rank	1
Fastest Section Time (Section)	0:13.71 (1400-1200)
Top Speed [km/h] (Section)	53.9 (1200-1000)
Race State	Finished



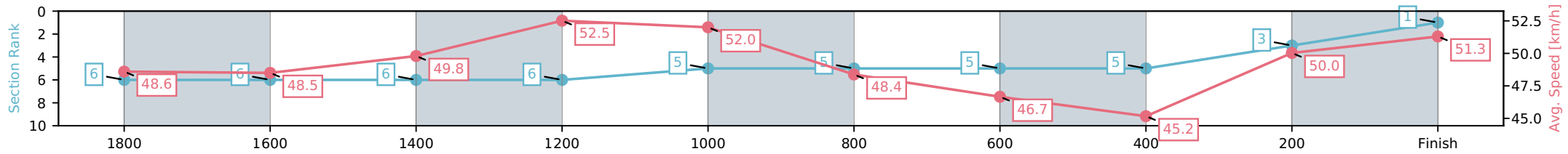
Cheviot Harness Racing Club Inc Harness  
 Race 5: RURAL LIVESTOCK LTD CANTY PLAINS SERIES  
 (HEAT 4) MOBILE PACE - 1980m



19 April 2026 - 2:18PM

Weather: Fine

Section	L1980	L1800	L1600	L1400	L1200	L1000	L800	L600	L400	L200
Section Times	2:26.59 (0:12.93)	2:13.66 [6] (0:15.10)	1:58.56 [6] (0:14.74)	1:43.82 [6] (0:13.71)	1:30.10 [5] (0:14.24)	1:15.86 [5] (0:15.22)	1:00.64 [5] (0:15.43)	0:45.21 [5] (0:16.32)	0:28.89 [3] (0:14.84)	0:14.05 [1] (0:14.05)
Average Speed [km/h]	48.6	48.5	49.8	52.5	52.0	48.4	46.7	45.2	50.0	51.3
Top Speed [km/h]	49.1	49.4	51.1	53.1	53.9	50.2	47.8	46.9	51.3	52.4
Avg. Dist. to Rail [m]	8.1	3.0	2.7	5.6	3.6	3.1	3.9	3.3	4.8	7.6



- [ ] Ranking at each section and finish
- :-:- No data available at this section
- NA No data available

Horse/Jockey Name	Sweet Willow/W J House
Finish Rank	2
Fastest Section Time (Section)	0:13.67 (1400-1200)
Top Speed [km/h] (Section)	53.0 (1400-1200)
Race State	Finished



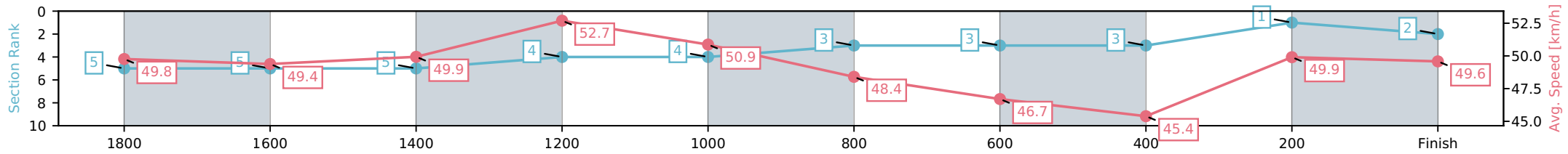
Cheviot Harness Racing Club Inc Harness  
 Race 5: RURAL LIVESTOCK LTD CANTY PLAINS SERIES  
 (HEAT 4) MOBILE PACE - 1980m



19 April 2026 - 2:18PM

Weather: Fine

Section	L1980	L1800	L1600	L1400	L1200	L1000	L800	L600	L400	L200
Section Times	2:26.72 (0:12.64)	2:14.08 [5] (0:14.88)	1:59.20 [5] (0:14.73)	1:44.47 [4] (0:13.67)	1:30.80 [4] (0:14.50)	1:16.29 [3] (0:15.22)	1:01.07 [3] (0:15.41)	0:45.66 [3] (0:16.26)	0:29.40 [1] (0:14.86)	0:14.54 [2] (0:14.54)
Average Speed [km/h]	49.8	49.4	49.9	52.7	50.9	48.4	46.7	45.4	49.9	49.6
Top Speed [km/h]	50.1	50.7	51.4	53.0	52.5	50.1	47.5	47.3	50.9	50.5
Avg. Dist. to Rail [m]	6.6	3.3	3.1	5.5	3.1	3.1	3.7	3.4	4.5	6.0



- [ ] Ranking at each section and finish
- :-:- No data available at this section
- NA No data available

Horse/Jockey Name	Radioactive Jaffa/R T May
Finish Rank	3
Fastest Section Time (Section)	0:13.77 (1400-1200)
Top Speed [km/h] (Section)	53.5 (1400-1200)
Race State	Finished



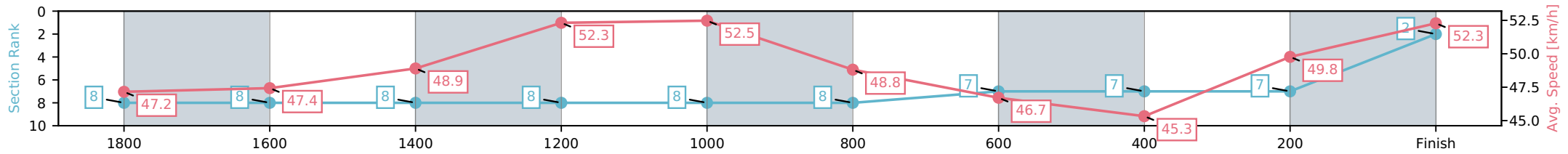
Cheviot Harness Racing Club Inc Harness  
 Race 5: RURAL LIVESTOCK LTD CANTY PLAINS SERIES  
 (HEAT 4) MOBILE PACE - 1980m



19 April 2026 - 2:18PM

Weather: Fine

Section	L1980	L1800	L1600	L1400	L1200	L1000	L800	L600	L400	L200
Section Times	2:26.72 (0:13.36)	2:13.36 [8] (0:15.41)	1:57.95 [8] (0:14.93)	1:43.02 [8] (0:13.77)	1:29.25 [8] (0:14.05)	1:15.20 [8] (0:15.09)	1:00.12 [7] (0:15.42)	0:44.70 [7] (0:16.16)	0:28.54 [7] (0:14.74)	0:13.79 [2] (0:13.79)
Average Speed [km/h]	47.2	47.4	48.9	52.3	52.5	48.8	46.7	45.3	49.8	52.3
Top Speed [km/h]	49.0	48.6	50.3	53.5	53.2	51.6	48.2	47.2	52.1	52.8
Avg. Dist. to Rail [m]	11.4	2.7	2.0	4.8	2.9	3.1	4.0	2.7	3.3	5.6



- [ ] Ranking at each section and finish
- :-:- No data available at this section
- NA No data available

Horse/Jockey Name	Bautista/K K Tomlinson
Finish Rank	4
Fastest Section Time (Section)	0:13.75 (1400-1200)
Top Speed [km/h] (Section)	53.5 (1200-1000)
Race State	Finished



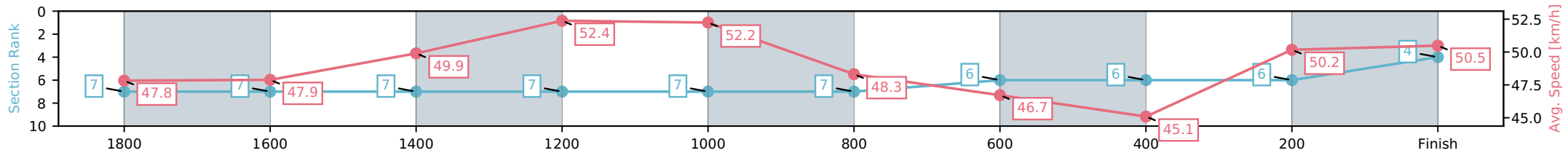
Cheviot Harness Racing Club Inc Harness  
 Race 5: RURAL LIVESTOCK LTD CANTY PLAINS SERIES  
 (HEAT 4) MOBILE PACE - 1980m



19 April 2026 - 2:18PM

Weather: Fine

Section	L1980	L1800	L1600	L1400	L1200	L1000	L800	L600	L400	L200
Section Times	2:27.08 (0:13.09)	2:13.99 [7] (0:15.31)	1:58.68 [7] (0:14.70)	1:43.98 [7] (0:13.75)	1:30.23 [7] (0:14.19)	1:16.04 [7] (0:15.24)	1:00.80 [6] (0:15.41)	0:45.39 [6] (0:16.33)	0:29.06 [6] (0:14.80)	0:14.27 [4] (0:14.27)
Average Speed [km/h]	47.8	47.9	49.9	52.4	52.2	48.3	46.7	45.1	50.2	50.5
Top Speed [km/h]	50.7	48.9	51.3	53.0	53.5	50.6	47.8	47.3	51.9	52.0
Avg. Dist. to Rail [m]	10.4	3.4	2.7	5.3	3.6	3.0	3.8	3.1	5.0	9.0



- [ ] Ranking at each section and finish
- :-:- No data available at this section
- NA No data available

Horse/Jockey Name	Breeny's Conqueror/John R Dunn
Finish Rank	5
Fastest Section Time (Section)	0:14.00 (1400-1200)
Top Speed [km/h] (Section)	53.6 (1980 - 1800)
Race State	Finished



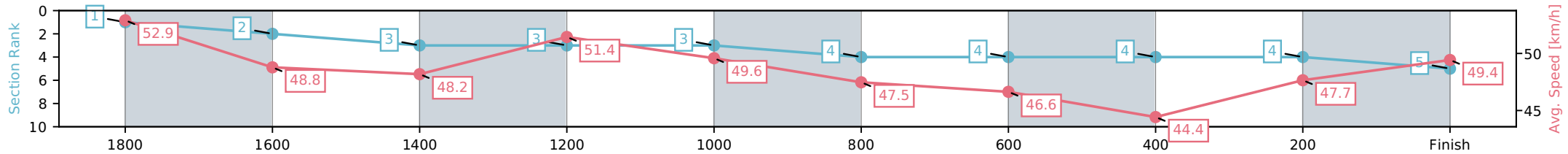
Cheviot Harness Racing Club Inc Harness  
 Race 5: RURAL LIVESTOCK LTD CANTY PLAINS SERIES  
 (HEAT 4) MOBILE PACE - 1980m



19 April 2026 - 2:18PM

Weather: Fine

Section	L1980	L1800	L1600	L1400	L1200	L1000	L800	L600	L400	L200
Section Times	2:27.35 (0:11.82)	2:15.53 [2] (0:14.93)	2:00.60 [3] (0:15.04)	1:45.56 [3] (0:14.00)	1:31.56 [3] (0:14.64)	1:16.92 [4] (0:15.25)	1:01.67 [4] (0:15.44)	0:46.24 [4] (0:16.32)	0:29.92 [4] (0:15.35)	0:14.57 [5] (0:14.57)
Average Speed [km/h]	52.9	48.8	48.2	51.4	49.6	47.5	46.6	44.4	47.7	49.4
Top Speed [km/h]	53.6	53.0	50.3	52.1	51.2	49.6	47.4	45.6	49.7	50.2
Avg. Dist. to Rail [m]	8.2	2.3	1.2	3.6	1.0	0.9	1.7	1.1	2.7	5.0



- [ ] Ranking at each section and finish
- :-:- No data available at this section
- NA No data available

Horse/Jockey Name	Lasa/C J Dalgety
Finish Rank	6
Fastest Section Time (Section)	0:13.73 (1400-1200)
Top Speed [km/h] (Section)	52.9 (1400-1200)
Race State	Finished



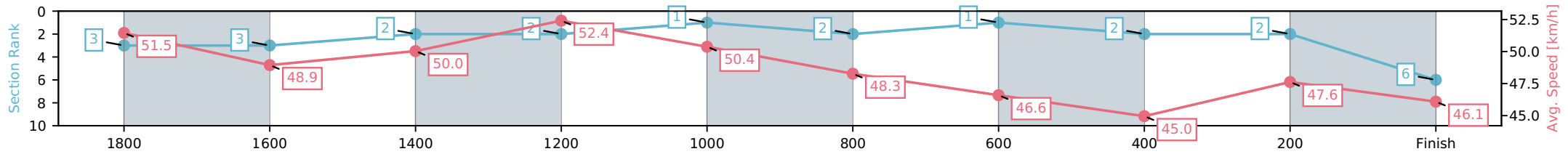
Cheviot Harness Racing Club Inc Harness  
 Race 5: RURAL LIVESTOCK LTD CANTY PLAINS SERIES  
 (HEAT 4) MOBILE PACE - 1980m



19 April 2026 - 2:18PM

Weather: Fine

Section	L1980	L1800	L1600	L1400	L1200	L1000	L800	L600	L400	L200
Section Times	2:28.05 (0:12.19)	2:15.86 [3] (0:14.84)	2:01.01 [2] (0:14.68)	1:46.34 [2] (0:13.73)	1:32.60 [1] (0:14.63)	1:17.97 [2] (0:15.26)	1:02.71 [1] (0:15.46)	0:47.26 [2] (0:16.25)	0:31.00 [2] (0:15.34)	0:15.66 [6] (0:15.66)
Average Speed [km/h]	51.5	48.9	50.0	52.4	50.4	48.3	46.6	45.0	47.6	46.1
Top Speed [km/h]	52.1	51.5	51.5	52.9	51.7	49.8	47.3	46.2	48.4	47.5
Avg. Dist. to Rail [m]	4.4	2.0	2.9	5.6	3.0	3.1	3.3	2.3	2.3	2.7



- [ ] Ranking at each section and finish
- :-:- No data available at this section
- NA No data available

Horse/Jockey Name	Buddy Reign/K G Cameron
Finish Rank	7
Fastest Section Time (Section)	0:14.08 (1400-1200)
Top Speed [km/h] (Section)	54.2 (1980 - 1800)
Race State	Finished



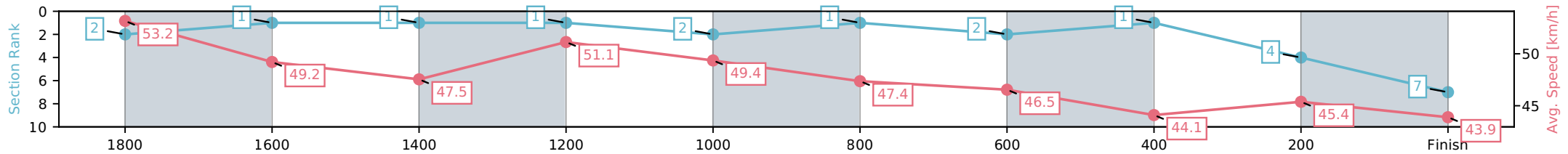
Cheviot Harness Racing Club Inc Harness  
 Race 5: RURAL LIVESTOCK LTD CANTY PLAINS SERIES  
 (HEAT 4) MOBILE PACE - 1980m



19 April 2026 - 2:18PM

Weather: Fine

Section	L1980	L1800	L1600	L1400	L1200	L1000	L800	L600	L400	L200
Section Times	2:29.19 (0:11.87)	2:17.32 [1] (0:14.46)	2:02.86 [1] (0:14.99)	1:47.87 [1] (0:14.08)	1:33.79 [2] (0:14.72)	1:19.07 [1] (0:15.21)	1:03.86 [2] (0:15.47)	0:48.38 [1] (0:16.09)	0:32.30 [4] (0:15.88)	0:16.41 [7] (0:16.41)
Average Speed [km/h]	53.2	49.2	47.5	51.1	49.4	47.4	46.5	44.1	45.4	43.9
Top Speed [km/h]	54.2	52.4	49.8	51.9	51.0	49.5	47.2	46.0	45.9	46.0
Avg. Dist. to Rail [m]	4.1	1.5	1.4	3.6	1.3	0.9	0.5	1.7	1.0	3.4



- [ ] Ranking at each section and finish
- :-:- No data available at this section
- NA No data available

Horse/Jockey Name	Moose Morowski/R E Cameron
Finish Rank	8
Fastest Section Time (Section)	0:14.09 (1400-1200)
Top Speed [km/h] (Section)	52.0 (1980 - 1800)
Race State	Finished



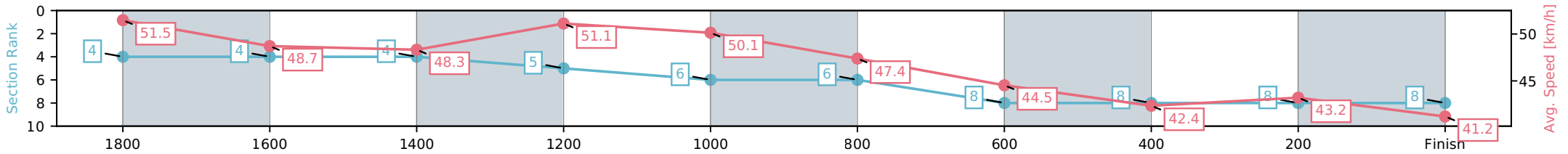
Cheviot Harness Racing Club Inc Harness  
 Race 5: RURAL LIVESTOCK LTD CANTY PLAINS SERIES  
 (HEAT 4) MOBILE PACE - 1980m



19 April 2026 - 2:18PM

Weather: Fine

Section	L1980	L1800	L1600	L1400	L1200	L1000	L800	L600	L400	L200
Section Times	2:33.60 (0:12.21)	2:21.39 [4] (0:14.88)	2:06.51 [4] (0:15.02)	1:51.49 [5] (0:14.09)	1:37.40 [6] (0:14.60)	1:22.81 [6] (0:15.31)	1:07.49 [8] (0:16.16)	0:51.33 [8] (0:17.14)	0:34.19 [8] (0:16.77)	0:17.42 [8] (0:17.42)
Average Speed [km/h]	51.5	48.7	48.3	51.1	50.1	47.4	44.5	42.4	43.2	41.2
Top Speed [km/h]	52.0	51.1	50.2	51.6	51.1	49.8	46.2	43.0	43.4	43.0
Avg. Dist. to Rail [m]	2.9	1.3	1.3	4.0	2.0	1.3	2.1	1.4	1.2	3.2



[ ] Ranking at each section and finish  
 -:-:- No data available at this section  
 NA No data available