



**Cheviot Harness Racing Club Inc Harness**  
 Race 8: CHEVIOT BUSINESSES CHEVIOT CUP (HANDICAP PACE) - 2600m  
 19 April 2026 - 4:08PM



Weather: Fine

Field Times  
(Race Tempo)

3:12.43	2:56.08	2:41.54	2:26.62	2:11.48	1:55.73	1:40.57	1:26.46
(0:16.35)	(0:14.53)	(0:14.93)	(0:15.14)	(0:15.74)	(0:15.17)	(0:14.10)	(0:13.52)

Rank	TAB#	Horse	Overall Time	First 400m	Top Speed km/h (Section)	L2600	L2400	L2200	L2000	L1800	L1600	L1400	L1200
	(BAR#)	Driver	Margin (DT-W)	Last 600m	Fastest Section (Time)	Start - 2400	2400 - 2200	2200 - 2000	2000 - 1800	1800 - 1600	1600 - 1400	1400 - 1200	1200 - 1000
1	7	It's Tough	3:12.43	0:31.81	59.6 (2600 - 2400)	3:12.43	2:54.66 [2]	2:40.62 [2]	2:25.79 [2]	2:10.85 [2]	1:55.07 [2]	1:40.18 [2]	1:26.07 [3]
	(2)	John R Dunn		0:42.22	200-0 (0:13.38)	(0:17.77)	(0:14.04)	(0:14.83)	(0:14.93)	(0:15.78)	(0:14.90)	(0:14.10)	(0:13.96)
2	5	Harrison John	3:12.72	0:32.17	55.8 (2600 - 2400)	3:12.72	2:54.71 [3]	2:40.55 [3]	2:25.72 [3]	2:10.81 [3]	1:55.21 [3]	1:40.13 [3]	1:26.06 [4]
	(3)	J W Cox	1.7L (+4)	0:42.78	1200-1000 (0:13.88)	(0:18.01)	(0:14.16)	(0:14.84)	(0:14.91)	(0:15.60)	(0:15.08)	(0:14.07)	(0:13.88)
3	6	Franco Sinatra	3:13.08	0:32.44	57.5 (1200-1000)	3:13.08	2:54.75 [4]	2:40.64 [4]	2:25.78 [4]	2:10.85 [4]	1:55.23 [4]	1:40.16 [4]	1:26.90 [2]
	(1)	C J Dalgety	3.8L (+1)	0:43.66	1400-1200 (0:13.26)	(0:18.33)	(0:14.11)	(0:14.86)	(0:14.93)	(0:15.62)	(0:15.07)	(0:13.26)	(0:13.30)
4	1	Diamonds Are Forever	3:14.49	0:30.88	54.3 (1200-1000)	3:14.49	2:58.14 [1]	2:43.60 [1]	2:28.68 [1]	2:13.54 [1]	1:57.79 [1]	1:42.63 [1]	1:28.52 [1]
	(1)	R J Butt	11.8L (-8)	0:44.74	1200-1000 (0:13.90)	(0:16.35)	(0:14.53)	(0:14.93)	(0:15.14)	(0:15.74)	(0:15.17)	(0:14.10)	(0:13.90)
5	4	Hadron Collider	3:28.57	0:37.08	52.1 (2600 - 2400)	3:28.57	3:06.79 [5]	2:51.49 [5]	2:35.11 [5]	2:18.80 [5]	2:02.05 [5]	1:46.30 [5]	1:31.68 [5]
	(2)	B N Orange	92.3L (-2)	0:44.60	200-0 (0:14.20)	(0:21.78)	(0:15.30)	(0:16.38)	(0:16.31)	(0:16.75)	(0:15.75)	(0:14.62)	(0:15.40)

Scratched: Spirit Downunder (#2), Bar Louie (#3)

Report Created: Sun 19 April 2026

(Note: Races are conducted over an approximate distance as close as possible to the advertised distance, and recorded data may vary accordingly. Official times refer to race times only and do not include handicap times.)

[ ] Position in running at each section and finish TAB# Saddle cloth number

-:--:-- No data available at this section

NA No data available

DNT Did not track

BAR# Barrier/Gate Position

DNF Did not finish

DT-W Distance travelled compared to winner in metres

Fastest split

Fastest section



# Cheviot Harness Racing Club Inc Harness

Race 8: CHEVIOT BUSINESSES CHEVIOT CUP (HANDICAP PACE) - 2600m

19 April 2026 - 4:08PM

Weather: Fine



Field Times	1:12.95	0:58.30	0:43.01	0:27.98	0:13.70
(Race Tempo)	(0:14.64)	(0:15.29)	(0:15.03)	(0:14.28)	(0:13.70)

Rank	TAB#	Horse	Overall Time	First 400m	Top Speed km/h (Section)	L1000	L800	L600	L400	L200			
	(BAR#)	Driver	Margin (DT-W)	Last 600m	Fastest Section (Time)	1000 - 800	800 - 600	600 - 400	400 - 200	200 - Finish			
1	7	It's Tough	3:12.43	0:31.81	59.6 (2600 - 2400)	1:12.12 [3]	0:57.56 [3]	0:42.22 [4]	0:27.21 [4]	0:13.38 [3]			
	(2)	John R Dunn		0:42.22	200-0 (0:13.38)	(0:14.56)	(0:15.34)	(0:15.00)	(0:13.84)	(0:13.38)			
2	5	Harrison John	3:12.72	0:32.17	55.8 (2600 - 2400)	1:12.18 [4]	0:57.60 [4]	0:42.78 [3]	0:27.95 [2]	0:13.93 [2]			
	(3)	J W Cox	1.7L (+4)	0:42.78	1200-1000 (0:13.88)	(0:14.58)	(0:14.82)	(0:14.83)	(0:14.02)	(0:13.93)			
3	6	Franco Sinatra	3:13.08	0:32.44	57.5 (1200-1000)	1:13.60 [1]	0:58.95 [1]	0:43.66 [1]	0:28.63 [1]	0:14.35 [1]			
	(1)	C J Dalgety	3.8L (+1)	0:43.66	1400-1200 (0:13.26)	(0:14.64)	(0:15.30)	(0:15.03)	(0:14.28)	(0:14.35)			
4	1	Diamonds Are Forever	3:14.49	0:30.88	54.3 (1200-1000)	1:14.62 [2]	1:00.02 [2]	0:44.74 [2]	0:29.62 [3]	0:15.02 [4]			
	(1)	R J Butt	11.8L (-8)	0:44.74	1200-1000 (0:13.90)	(0:14.60)	(0:15.28)	(0:15.12)	(0:14.60)	(0:15.02)			
5	4	Hadron Collider	3:28.57	0:37.08	52.1 (2600 - 2400)	1:16.27 [5]	1:00.36 [5]	0:44.60 [5]	0:29.04 [5]	0:14.20 [5]			
	(2)	B N Orange	92.3L (-2)	0:44.60	200-0 (0:14.20)	(0:15.91)	(0:15.77)	(0:15.56)	(0:14.84)	(0:14.20)			

Scratched: Spirit Downunder (#2), Bar Louie (#3)

Report Created: Sun 19 April 2026

(Note: Races are conducted over an approximate distance as close as possible to the advertised distance, and recorded data may vary accordingly. Official times refer to race times only and do not include handicap times.)

[ ] Position in running at each section and finish TAB# Saddle cloth number

[ ] Fastest split

-:--:-- No data available at this section

BAR# Barrier/Gate Position

[█] Fastest section

NA No data available

DNF Did not finish

DNT Did not track

DT-W Distance travelled compared to winner in metres

Horse/Jockey Name	It's Tough/John R Dunn
Finish Rank	1
Fastest Section Time (Section)	0:13.38 (200-0)
Top Speed [km/h] (Section)	59.6 (2600 - 2400)
Race State	Finished



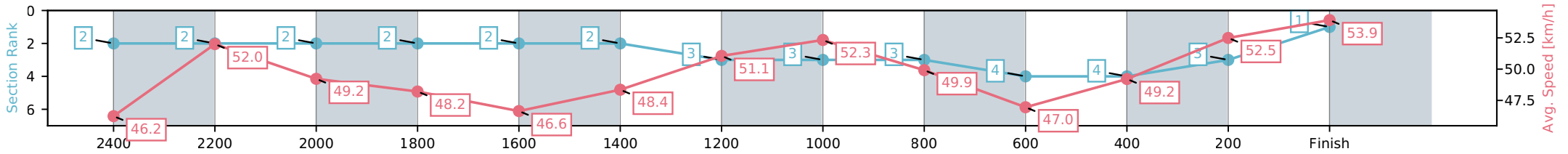
Cheviot Harness Racing Club Inc Harness  
 Race 8: CHEVIOT BUSINESSES CHEVIOT CUP (HANDICAP PACE) - 2600m



19 April 2026 - 4:08PM

Weather: Fine

Section	L2600	L2400	L2200	L2000	L1800	L1600	L1400	L1200	L1000	L800	L600	L400	L200
Section Times	3:12.43 (0:17.77)	2:54.66 [2] (0:14.04)	2:40.62 [2] (0:14.83)	2:25.79 [2] (0:14.93)	2:10.85 [2] (0:15.78)	1:55.07 [2] (0:14.90)	1:40.18 [3] (0:14.10)	1:26.07 [3] (0:13.96)	1:12.12 [3] (0:14.56)	0:57.56 [4] (0:15.34)	0:42.22 [4] (0:15.00)	0:27.21 [3] (0:13.84)	0:13.38 [1] (0:13.38)
Average Speed [km/h]	46.2	52.0	49.2	48.2	46.6	48.4	51.1	52.3	49.9	47.0	49.2	52.5	53.9
Top Speed [km/h]	59.6	56.9	50.4	48.9	47.3	50.2	53.4	53.8	52.3	47.8	51.7	53.4	55.5
Avg. Dist. to Rail [m]	10.4	2.0	1.9	3.3	3.7	0.5	2.6	1.8	1.5	2.9	3.7	1.9	8.2



[ ] Ranking at each section and finish  
 -:-:- No data available at this section  
 NA No data available

Horse/Jockey Name	Harrison John/J W Cox
Finish Rank	2
Fastest Section Time (Section)	0:13.88 (1200-1000)
Top Speed [km/h] (Section)	55.8 (2600 - 2400)
Race State	Finished



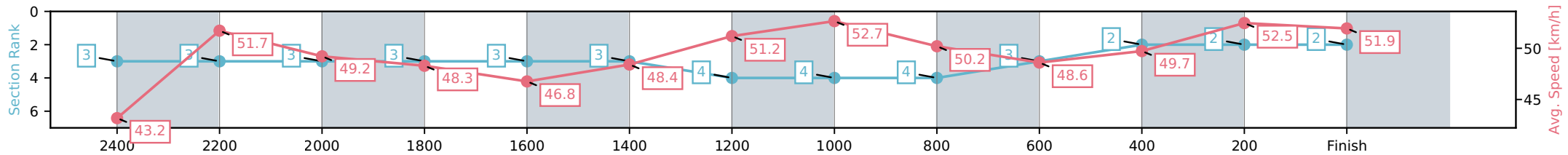
Cheviot Harness Racing Club Inc Harness  
 Race 8: CHEVIOT BUSINESSES CHEVIOT CUP (HANDICAP PACE) - 2600m



19 April 2026 - 4:08PM

Weather: Fine

Section	L2600	L2400	L2200	L2000	L1800	L1600	L1400	L1200	L1000	L800	L600	L400	L200
Section Times	3:12.72 (0:18.01)	2:54.71 [3] (0:14.16)	2:40.55 [3] (0:14.84)	2:25.72 [3] (0:14.91)	2:10.81 [3] (0:15.60)	1:55.21 [3] (0:15.08)	1:40.13 [4] (0:14.07)	1:26.06 [4] (0:13.88)	1:12.18 [4] (0:14.58)	0:57.60 [3] (0:14.82)	0:42.78 [2] (0:14.83)	0:27.95 [2] (0:14.02)	0:13.93 [2] (0:13.93)
Average Speed [km/h]	43.2	51.7	49.2	48.3	46.8	48.4	51.2	52.7	50.2	48.6	49.7	52.5	51.9
Top Speed [km/h]	55.8	55.0	50.1	49.1	47.7	49.7	52.6	53.9	52.2	50.3	51.6	53.2	53.1
Avg. Dist. to Rail [m]	6.5	2.0	1.9	2.2	2.2	1.9	3.3	1.9	2.4	3.2	3.5	3.6	7.4



- [ ] Ranking at each section and finish
- :-:- No data available at this section
- NA No data available

Horse/Jockey Name	Franco Sinatra/C J Dalgety
Finish Rank	3
Fastest Section Time (Section)	0:13.26 (1400-1200)
Top Speed [km/h] (Section)	57.5 (1200-1000)
Race State	Finished



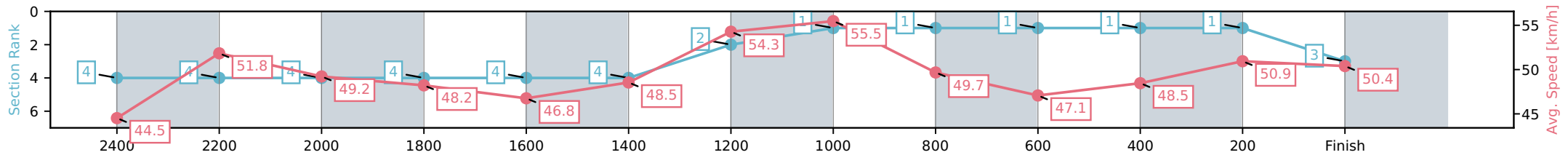
Cheviot Harness Racing Club Inc Harness  
 Race 8: CHEVIOT BUSINESSES CHEVIOT CUP (HANDICAP PACE) - 2600m



19 April 2026 - 4:08PM

Weather: Fine

Section	L2600	L2400	L2200	L2000	L1800	L1600	L1400	L1200	L1000	L800	L600	L400	L200
Section Times	3:13.08 (0:18.33)	2:54.75 [4] (0:14.11)	2:40.64 [4] (0:14.86)	2:25.78 [4] (0:14.93)	2:10.85 [4] (0:15.62)	1:55.23 [4] (0:15.07)	1:40.16 [2] (0:13.26)	1:26.90 [1] (0:13.30)	1:13.60 [1] (0:14.64)	0:58.95 [1] (0:15.30)	0:43.66 [1] (0:15.03)	0:28.63 [1] (0:14.28)	0:14.35 [3] (0:14.35)
Average Speed [km/h]	44.5	51.8	49.2	48.2	46.8	48.5	54.3	55.5	49.7	47.1	48.5	50.9	50.4
Top Speed [km/h]	55.2	55.3	50.0	49.1	47.8	49.6	56.8	57.5	53.0	48.1	50.0	52.0	52.0
Avg. Dist. to Rail [m]	6.7	2.0	2.1	2.4	2.4	2.2	5.3	3.1	1.6	2.0	1.8	2.0	5.5



- [ ] Ranking at each section and finish
- :-:- No data available at this section
- NA No data available

Horse/Jockey Name	Diamonds Are Forever/R J Butt
Finish Rank	4
Fastest Section Time (Section)	0:13.90 (1200-1000)
Top Speed [km/h] (Section)	54.3 (1200-1000)
Race State	Finished



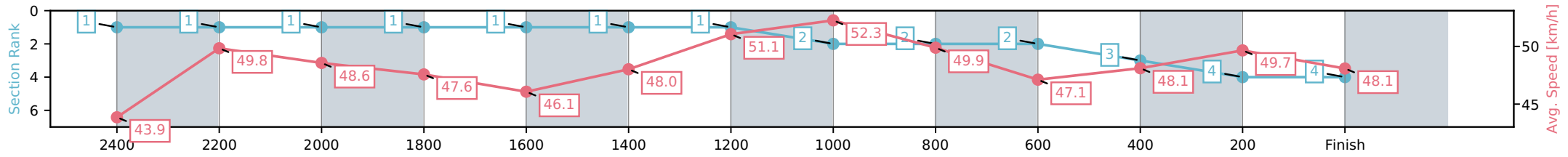
Cheviot Harness Racing Club Inc Harness  
 Race 8: CHEVIOT BUSINESSES CHEVIOT CUP (HANDICAP PACE) - 2600m



19 April 2026 - 4:08PM

Weather: Fine

Section	L2600	L2400	L2200	L2000	L1800	L1600	L1400	L1200	L1000	L800	L600	L400	L200
Section Times	3:14.49 (0:16.35)	2:58.14 [1] (0:14.53)	2:43.60 [1] (0:14.93)	2:28.68 [1] (0:15.14)	2:13.54 [1] (0:15.74)	1:57.79 [1] (0:15.17)	1:42.63 [1] (0:14.10)	1:28.52 [2] (0:13.90)	1:14.62 [2] (0:14.60)	1:00.02 [2] (0:15.28)	0:44.74 [3] (0:15.12)	0:29.62 [4] (0:14.60)	0:15.02 [4] (0:15.02)
Average Speed [km/h]	43.9	49.8	48.6	47.6	46.1	48.0	51.1	52.3	49.9	47.1	48.1	49.7	48.1
Top Speed [km/h]	53.5	52.8	50.9	47.8	47.3	49.8	54.0	54.3	52.3	47.8	49.8	50.1	49.9
Avg. Dist. to Rail [m]	3.2	0.8	1.1	1.6	1.4	1.7	3.2	1.2	1.8	2.1	1.6	1.6	5.1



[ ] Ranking at each section and finish  
 -:-:- No data available at this section  
 NA No data available

Horse/Jockey Name	Hadron Collider/B N Orange
Finish Rank	5
Fastest Section Time (Section)	0:14.20 (200-0)
Top Speed [km/h] (Section)	52.1 (2600 - 2400)
Race State	Finished



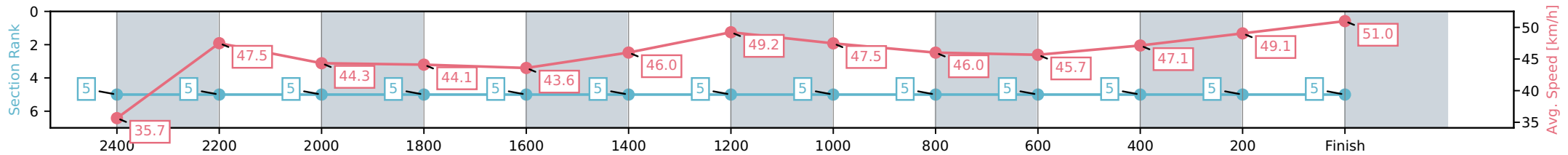
Cheviot Harness Racing Club Inc Harness  
 Race 8: CHEVIOT BUSINESSES CHEVIOT CUP (HANDICAP PACE) - 2600m



19 April 2026 - 4:08PM

Weather: Fine

Section	L2600	L2400	L2200	L2000	L1800	L1600	L1400	L1200	L1000	L800	L600	L400	L200
Section Times	3:28.57 (0:21.78)	3:06.79 [5] (0:15.30)	2:51.49 [5] (0:16.38)	2:35.11 [5] (0:16.31)	2:18.80 [5] (0:16.75)	2:02.05 [5] (0:15.75)	1:46.30 [5] (0:14.62)	1:31.68 [5] (0:15.40)	1:16.27 [5] (0:15.91)	1:00.36 [5] (0:15.77)	0:44.60 [5] (0:15.56)	0:29.04 [5] (0:14.84)	0:14.20 [5] (0:14.20)
Average Speed [km/h]	35.7	47.5	44.3	44.1	43.6	46.0	49.2	47.5	46.0	45.7	47.1	49.1	51.0
Top Speed [km/h]	52.1	51.5	45.8	44.5	44.8	47.2	50.0	48.5	47.3	46.3	47.8	50.6	51.5
Avg. Dist. to Rail [m]	8.5	1.3	1.3	2.8	2.5	1.1	2.8	1.8	2.6	4.2	3.0	1.9	3.4



- [ ] Ranking at each section and finish
- :-:- No data available at this section
- NA No data available