



Cheviot Harness Racing Club Inc Harness
 Race 9: AMURI READY MIX MOBILE TROT - 1980m
 19 April 2026 - 4:35PM



Weather: Fine

Field Times (Race Tempo) 2:29.74 (0:11.96) 2:17.78 (0:15.00) 2:02.78 (0:15.92) 1:46.86 (0:15.85) 1:31.01 (0:15.52) 1:15.49 (0:15.58) 0:59.90 (0:15.72) 0:44.18 (0:15.01)

| Rank | TAB# | Horse | Overall Time | First 400m | Top Speed km/h (Section) | L1980 | L1800 | L1600 | L1400 | L1200 | L1000 | L800 | L600 |
|------|--------|------------------|---------------|------------|--------------------------|--------------|--------------|--------------|--------------|--------------|--------------|--------------|--------------|
| | (BAR#) | Driver | Margin (DT-W) | Last 600m | Fastest Section (Time) | Start - 1800 | 1800 - 1600 | 1600 - 1400 | 1400 - 1200 | 1200 - 1000 | 1000 - 800 | 800 - 600 | 600 - 400 |
| 1 | 8 | Macho Man | 2:29.74 | 0:30.69 | 53.0 (200-0) | 2:29.74 | 2:16.46 [10] | 2:00.62 [11] | 1:45.10 [11] | 1:29.51 [10] | 1:13.96 [10] | 0:58.44 [10] | 0:43.49 [7] |
| | (8) | T M Williams | | 0:43.49 | 200-0 (0:13.99) | (0:13.28) | (0:15.84) | (0:15.52) | (0:15.59) | (0:15.55) | (0:15.52) | (0:14.95) | (0:14.82) |
| 2 | 13 | Royal Del | 2:29.81 | 0:30.46 | 50.7 (400-200) | 2:29.81 | 2:16.72 [9] | 2:01.15 [8] | 1:45.56 [8] | 1:29.95 [8] | 1:14.39 [8] | 0:58.85 [8] | 0:43.91 [4] |
| | (13) | John R Dunn | 0.4L (-1) | 0:43.90 | 200-0 (0:14.40) | (0:13.09) | (0:15.56) | (0:15.60) | (0:15.60) | (0:15.56) | (0:15.55) | 0:14.94 | 0:14.80 |
| 3 | 5 | Barrytown | 2:29.82 | 0:28.54 | 53.2 (1980 - 1800) | 2:29.82 | 2:17.86 [1] | 2:02.86 [1] | 1:46.94 [1] | 1:31.09 [1] | 1:15.57 [1] | 0:59.98 [1] | 0:44.26 [1] |
| | (5) | R E Harrison | 0.5L (-20) | 0:44.26 | 200-0 (0:14.42) | (0:11.96) | 0:15.00 | (0:15.92) | (0:15.84) | (0:15.52) | (0:15.58) | (0:15.72) | (0:15.01) |
| 4 | 4 | Valyrian | 2:30.31 | 0:29.70 | 52.4 (200-0) | 2:30.31 | 2:17.63 [5] | 2:02.17 [4] | 1:46.70 [4] | 1:31.07 [4] | 1:15.64 [4] | 1:00.07 [4] | 0:44.38 [5] |
| | (4) | O G Thornley | 3.3L (+0) | 0:44.38 | 200-0 (0:14.12) | (0:12.68) | (0:15.46) | (0:15.47) | (0:15.63) | (0:15.43) | (0:15.57) | (0:15.68) | (0:15.18) |
| 5 | 2 | Clovelly Hill | 2:30.63 | 0:29.44 | 51.8 (200-0) | 2:30.63 | 2:18.28 [3] | 2:02.77 [3] | 1:47.04 [3] | 1:31.27 [5] | 1:15.73 [5] | 1:00.14 [5] | 0:44.42 [6] |
| | (2) | R D Close | 5.1L (-19) | 0:44.42 | 200-0 (0:14.14) | (0:12.35) | (0:15.50) | (0:15.73) | (0:15.77) | (0:15.54) | (0:15.59) | (0:15.72) | (0:15.14) |
| 6 | 7 | Our Pinocchio | 2:30.94 | 0:31.61 | 51.4 (200-0) | 2:30.94 | 2:16.25 [13] | 2:00.85 [13] | 1:45.91 [13] | 1:30.15 [13] | 1:14.74 [13] | 0:59.12 [13] | 0:43.86 [13] |
| | (7) | M J Williamson | 6.9L (-15) | 0:43.86 | 200-0 (0:14.11) | (0:14.69) | (0:15.40) | 0:14.94 | (0:15.76) | (0:15.42) | (0:15.62) | (0:15.26) | (0:15.08) |
| 7 | 9 | Kashanova | 2:31.33 | 0:31.12 | 50.6 (400-200) | 2:31.33 | 2:17.50 [12] | 2:01.84 [12] | 1:46.36 [12] | 1:30.75 [12] | 1:15.21 [12] | 0:59.70 [12] | 0:44.56 [11] |
| | (9) | B T Hope | 9.1L (+4) | 0:44.55 | 200-0 (0:14.67) | (0:13.83) | (0:15.66) | (0:15.48) | (0:15.61) | (0:15.54) | 0:15.51 | (0:15.14) | (0:14.99) |
| 8 | 12 | The Royal Gamble | 2:31.48 | 0:30.12 | 51.4 (1980 - 1800) | 2:31.48 | 2:18.73 [6] | 2:03.14 [6] | 1:47.52 [6] | 1:31.96 [6] | 1:16.41 [6] | 1:00.84 [6] | 0:45.19 [8] |
| | (12) | S J Thornley | 10.0L (-4) | 0:45.20 | 200-0 (0:14.83) | (0:12.75) | (0:15.60) | (0:15.61) | (0:15.57) | (0:15.54) | (0:15.58) | (0:15.64) | (0:15.32) |
| 9 | 14 | Oliver | 2:31.51 | 0:30.62 | 51.1 (200-0) | 2:31.51 | 2:18.05 [11] | 2:02.64 [10] | 1:47.01 [10] | 1:31.11 [11] | 1:15.65 [11] | 1:00.04 [11] | 0:44.66 [12] |
| | (14) | S J Tomlinson | 10.2L (-20) | 0:44.66 | 200-0 (0:14.33) | (0:13.46) | (0:15.41) | (0:15.63) | (0:15.90) | (0:15.46) | (0:15.60) | (0:15.38) | (0:15.29) |
| 10 | 10 | Kowhai Summit | 2:31.57 | 0:30.27 | 50.5 (200-0) | 2:31.57 | 2:18.64 [8] | 2:03.08 [7] | 1:47.40 [7] | 1:31.54 [9] | 1:16.04 [9] | 1:00.43 [9] | 0:44.96 [10] |
| | (10) | H M Sail | 10.5L (-13) | 0:44.97 | 200-0 (0:14.54) | (0:12.94) | (0:15.55) | (0:15.69) | (0:15.85) | (0:15.50) | (0:15.61) | (0:15.47) | (0:15.32) |

Report Created: Sun 19 April 2026

(Note: Races are conducted over an approximate distance as close as possible to the advertised distance, and recorded data may vary accordingly. Official times refer to race times only and do not include handicap times.)

[] Position in running at each section and finish TAB# Saddle cloth number

-:-:- No data available at this section

NA No data available

DNT Did not track

BAR# Barrier/Gate Position

DNF Did not finish

DT-W Distance travelled compared to winner in metres

□ Fastest split

■ Fastest section



Cheviot Harness Racing Club Inc Harness
Race 9: AMURI READY MIX MOBILE TROT - 1980m

19 April 2026 - 4:35PM

Weather: Fine



Field Times (Race Tempo) 2:29.74 (0:11.96) 2:17.78 (0:15.00) 2:02.78 (0:15.92) 1:46.86 (0:15.85) 1:31.01 (0:15.52) 1:15.49 (0:15.58) 0:59.90 (0:15.72) 0:44.18 (0:15.01)

| Rank | TAB# | Horse | Overall Time | First 400m | Top Speed km/h (Section) | L1980 | L1800 | L1600 | L1400 | L1200 | L1000 | L800 | L600 |
|------|--------|--------------|---------------|------------|--------------------------|--------------|--------------|--------------|--------------|--------------|--------------|--------------|--------------|
| | (BAR#) | Driver | Margin (DT-W) | Last 600m | Fastest Section (Time) | Start - 1800 | 1800 - 1600 | 1600 - 1400 | 1400 - 1200 | 1200 - 1000 | 1000 - 800 | 800 - 600 | 600 - 400 |
| 11 | 6 | Cappaha | 2:31.91 | 0:30.39 | 49.8 (1400-1200) | 2:31.91 | 2:19.08 [7] | 2:03.16 [9] | 1:47.49 [9] | 1:32.83 [3] | 1:17.54 [2] | 1:01.95 [2] | 0:46.25 [2] |
| | (6) | R D Holmes | 12.4L (-1) | 0:46.26 | 1400-1200 (0:14.66) | (0:12.83) | (0:15.92) | (0:15.67) | (0:14.66) | (0:15.28) | (0:15.59) | (0:15.70) | (0:15.06) |
| 12 | 1 | Silvester | 2:32.04 | 0:29.75 | 50.2 (1980 - 1800) | 2:32.04 | 2:19.40 [4] | 2:03.86 [5] | 1:48.16 [5] | 1:32.34 [7] | 1:16.81 [7] | 1:01.22 [7] | 0:45.52 [9] |
| | (1) | B N Orange | 13.2L (-20) | 0:45.52 | 400-200 (0:15.02) | (0:12.64) | (0:15.54) | (0:15.70) | (0:15.83) | (0:15.52) | (0:15.59) | (0:15.70) | (0:15.34) |
| 13 | 3 | The Merc | 2:32.32 | 0:28.89 | 51.9 (1980 - 1800) | 2:32.32 | 2:20.11 [2] | 2:05.00 [2] | 1:49.12 [2] | 1:33.28 [2] | 1:17.76 [3] | 1:02.16 [3] | 0:46.42 [3] |
| | (3) | C J Dalgety | 14.8L (-21) | 0:46.42 | 1800-1600 (0:15.11) | (0:12.21) | (0:15.11) | (0:15.89) | (0:15.83) | (0:15.53) | (0:15.59) | (0:15.74) | (0:15.14) |
| 14 | 11 | Switch On | 2:35.36 | 0:33.10 | 49.7 (1400-1200) | 2:35.36 | 2:19.07 [14] | 2:03.78 [14] | 1:48.81 [14] | 1:34.13 [14] | 1:18.84 [14] | 1:03.22 [14] | 0:47.70 [14] |
| | (11) | D M Williams | 32.1L (-19) | 0:47.70 | 1400-1200 (0:14.68) | (0:16.29) | (0:15.28) | (0:14.98) | (0:14.68) | (0:15.29) | (0:15.62) | (0:15.51) | (0:15.84) |

Report Created: Sun 19 April 2026

(Note: Races are conducted over an approximate distance as close as possible to the advertised distance, and recorded data may vary accordingly. Official times refer to race times only and do not include handicap times.)

[] Position in running at each section and finish TAB# Saddle cloth number

-:--:-- No data available at this section

NA No data available

DNT Did not track

BAR# Barrier/Gate Position

DNF Did not finish

DT-W Distance travelled compared to winner in metres

□ Fastest split

■ Fastest section



Cheviot Harness Racing Club Inc Harness
Race 9: AMURI READY MIX MOBILE TROT - 1980m

19 April 2026 - 4:35PM



Weather: Fine

Field Times 0:29.17 0:14.34
(Race Tempo) (0:14.83) (0:14.34)

| Rank | TAB# | Horse | Overall Time | First 400m | Top Speed km/h (Section) | L400 | L200 | | | | | | |
|------|--------|------------------|---------------|------------|--------------------------|--------------|--------------|--|--|--|--|--|--|
| | (BAR#) | Driver | Margin (DT-W) | Last 600m | Fastest Section (Time) | 400 - 200 | 200 - Finish | | | | | | |
| 1 | 8 | Macho Man | 2:29.74 | 0:30.69 | 53.0 (200-0) | 0:28.67 [5] | 0:13.99 [3] | | | | | | |
| | (8) | T M Williams | | 0:43.49 | 200-0 (0:13.99) | (0:14.68) | (0:13.99) | | | | | | |
| 2 | 13 | Royal Del | 2:29.81 | 0:30.46 | 50.7 (400-200) | 0:29.11 [2] | 0:14.40 [2] | | | | | | |
| | (13) | John R Dunn | 0.4L (-1) | 0:43.90 | 200-0 (0:14.40) | (0:14.70) | (0:14.40) | | | | | | |
| 3 | 5 | Barrytown | 2:29.82 | 0:28.54 | 53.2 (1980 - 1800) | 0:29.25 [1] | 0:14.42 [1] | | | | | | |
| | (5) | R E Harrison | 0.5L (-20) | 0:44.26 | 200-0 (0:14.42) | (0:14.83) | (0:14.42) | | | | | | |
| 4 | 4 | Valyrian | 2:30.31 | 0:29.70 | 52.4 (200-0) | 0:29.20 [6] | 0:14.12 [5] | | | | | | |
| | (4) | O G Thornley | 3.3L (+0) | 0:44.38 | 200-0 (0:14.12) | (0:15.08) | (0:14.12) | | | | | | |
| 5 | 2 | Clovelly Hill | 2:30.63 | 0:29.44 | 51.8 (200-0) | 0:29.28 [7] | 0:14.14 [7] | | | | | | |
| | (2) | R D Close | 5.1L (-19) | 0:44.42 | 200-0 (0:14.14) | (0:15.14) | (0:14.14) | | | | | | |
| 6 | 7 | Our Pinocchio | 2:30.94 | 0:31.61 | 51.4 (200-0) | 0:28.78 [13] | 0:14.11 [10] | | | | | | |
| | (7) | M J Williamson | 6.9L (-15) | 0:43.86 | 200-0 (0:14.11) | (0:14.67) | (0:14.11) | | | | | | |
| 7 | 9 | Kashanova | 2:31.33 | 0:31.12 | 50.6 (400-200) | 0:29.56 [9] | 0:14.67 [9] | | | | | | |
| | (9) | B T Hope | 9.1L (+4) | 0:44.55 | 200-0 (0:14.67) | (0:14.89) | (0:14.67) | | | | | | |
| 8 | 12 | The Royal Gamble | 2:31.48 | 0:30.12 | 51.4 (1980 - 1800) | 0:29.87 [8] | 0:14.83 [8] | | | | | | |
| | (12) | S J Thornley | 10.0L (-4) | 0:45.20 | 200-0 (0:14.83) | (0:15.05) | (0:14.83) | | | | | | |
| 9 | 14 | Oliver | 2:31.51 | 0:30.62 | 51.1 (200-0) | 0:29.37 [12] | 0:14.33 [13] | | | | | | |
| | (14) | S J Tomlinson | 10.2L (-20) | 0:44.66 | 200-0 (0:14.33) | (0:15.04) | (0:14.33) | | | | | | |
| 10 | 10 | Kowhai Summit | 2:31.57 | 0:30.27 | 50.5 (200-0) | 0:29.65 [11] | 0:14.54 [12] | | | | | | |
| | (10) | H M Sail | 10.5L (-13) | 0:44.97 | 200-0 (0:14.54) | (0:15.11) | (0:14.54) | | | | | | |

Report Created: Sun 19 April 2026

(Note: Races are conducted over an approximate distance as close as possible to the advertised distance, and recorded data may vary accordingly. Official times refer to race times only and do not include handicap times.)

[] Position in running at each section and finish TAB# Saddle cloth number

Fastest split

-:--:-- No data available at this section

BAR# Barrier/Gate Position

Fastest section

NA No data available

DNF Did not finish

DNT Did not track

DT-W Distance travelled compared to winner in metres



Cheviot Harness Racing Club Inc Harness
Race 9: AMURI READY MIX MOBILE TROT - 1980m

19 April 2026 - 4:35PM

Weather: Fine



Field Times 0:29.17 0:14.34
(Race Tempo) (0:14.83) (0:14.34)

| Rank | TAB# | Horse | Overall Time | First 400m | Top Speed km/h (Section) | L400 | L200 | | | | | | |
|------|--------|--------------|---------------|------------|--------------------------|--------------|--------------|--|--|--|--|--|--|
| | (BAR#) | Driver | Margin (DT-W) | Last 600m | Fastest Section (Time) | 400 - 200 | 200 - Finish | | | | | | |
| 11 | 6 | Cappaha | 2:31.91 | 0:30.39 | 49.8 (1400-1200) | 0:31.20 [3] | 0:16.13 [4] | | | | | | |
| | (6) | R D Holmes | 12.4L (-1) | 0:46.26 | 1400-1200 (0:14.66) | (0:15.07) | (0:16.13) | | | | | | |
| 12 | 1 | Silvester | 2:32.04 | 0:29.75 | 50.2 (1980 - 1800) | 0:30.18 [10] | 0:15.16 [11] | | | | | | |
| | (1) | B N Orange | 13.2L (-20) | 0:45.52 | 400-200 (0:15.02) | (0:15.02) | (0:15.16) | | | | | | |
| 13 | 3 | The Merc | 2:32.32 | 0:28.89 | 51.9 (1980 - 1800) | 0:31.28 [4] | 0:15.93 [6] | | | | | | |
| | (3) | C J Dalgety | 14.8L (-21) | 0:46.42 | 1800-1600 (0:15.11) | (0:15.35) | (0:15.93) | | | | | | |
| 14 | 11 | Switch On | 2:35.36 | 0:33.10 | 49.7 (1400-1200) | 0:31.86 [14] | 0:16.13 [14] | | | | | | |
| | (11) | D M Williams | 32.1L (-19) | 0:47.70 | 1400-1200 (0:14.68) | (0:15.73) | (0:16.13) | | | | | | |

Report Created: Sun 19 April 2026

(Note: Races are conducted over an approximate distance as close as possible to the advertised distance, and recorded data may vary accordingly. Official times refer to race times only and do not include handicap times.)

[] Position in running at each section and finish TAB# Saddle cloth number

Fastest split

-:--:-- No data available at this section

BAR# Barrier/Gate Position

Fastest section

NA No data available

DNF Did not finish

DNT Did not track

DT-W Distance travelled compared to winner in metres

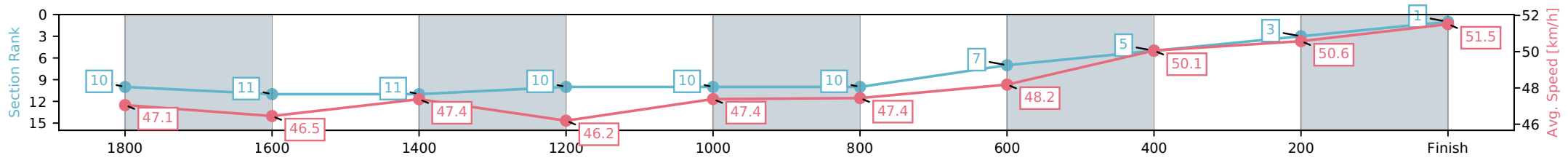
| | |
|--------------------------------|------------------------|
| Horse/Jockey Name | Macho Man/T M Williams |
| Finish Rank | 1 |
| Fastest Section Time (Section) | 0:13.99 (200-0) |
| Top Speed [km/h] (Section) | 53.0 (200-0) |
| Race State | Finished |



Cheviot Harness Racing Club Inc Harness
 Race 9: AMURI READY MIX MOBILE TROT - 1980m
 19 April 2026 - 4:35PM
 Weather: Fine



| Section | L1980 | L1800 | L1600 | L1400 | L1200 | L1000 | L800 | L600 | L400 | L200 |
|------------------------|----------------------|---------------------------|---------------------------|---------------------------|---------------------------|---------------------------|--------------------------|--------------------------|--------------------------|--------------------------|
| Section Times | 2:29.74 (0:13.28) | 2:16.46 [11] (0:15.84) | 2:00.62 [11] (0:15.52) | 1:45.10 [10] (0:15.59) | 1:29.51 [10] (0:15.55) | 1:13.96 [10] (0:15.52) | 0:58.44 [7] (0:14.95) | 0:43.49 [5] (0:14.82) | 0:28.67 [3] (0:14.68) | 0:13.99 [1] (0:13.99) |
| Average Speed [km/h] | 47.1 | 46.5 | 47.4 | 46.2 | 47.4 | 47.4 | 48.2 | 50.1 | 50.6 | 51.5 |
| Top Speed [km/h] | 48.3 | 47.8 | 47.8 | 47.4 | 49.0 | 49.2 | 50.6 | 50.8 | 51.3 | 53.0 |
| Avg. Dist. to Rail [m] | 10.7 | 4.0 | 2.9 | 5.1 | 3.0 | 3.2 | 5.0 | 4.3 | 4.5 | 6.5 |



[] Ranking at each section and finish
 -:-:- No data available at this section
 NA No data available

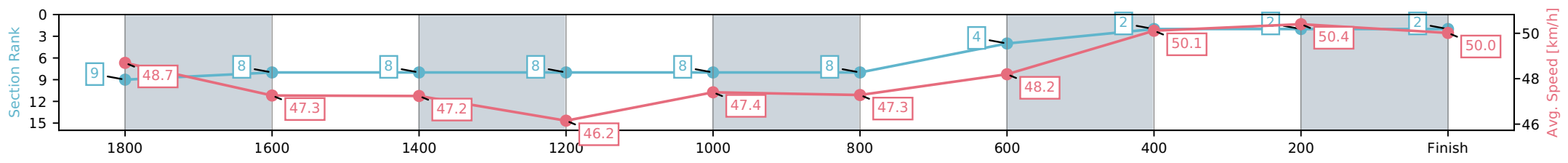
| | |
|--------------------------------|-----------------------|
| Horse/Jockey Name | Royal Del/John R Dunn |
| Finish Rank | 2 |
| Fastest Section Time (Section) | 0:14.40 (200-0) |
| Top Speed [km/h] (Section) | 50.7 (400-200) |
| Race State | Finished |



Cheviot Harness Racing Club Inc Harness
 Race 9: AMURI READY MIX MOBILE TROT - 1980m
 19 April 2026 - 4:35PM
 Weather: Fine



| Section | L1980 | L1800 | L1600 | L1400 | L1200 | L1000 | L800 | L600 | L400 | L200 |
|------------------------|----------------------|--------------------------|--------------------------|--------------------------|--------------------------|--------------------------|--------------------------|--------------------------|--------------------------|--------------------------|
| Section Times | 2:29.81 (0:13.09) | 2:16.72 [8] (0:15.56) | 2:01.15 [8] (0:15.60) | 1:45.56 [8] (0:15.60) | 1:29.95 [8] (0:15.56) | 1:14.39 [8] (0:15.55) | 0:58.85 [4] (0:14.94) | 0:43.91 [2] (0:14.80) | 0:29.11 [2] (0:14.70) | 0:14.40 [2] (0:14.40) |
| Average Speed [km/h] | 48.7 | 47.3 | 47.2 | 46.2 | 47.4 | 47.3 | 48.2 | 50.1 | 50.4 | 50.0 |
| Top Speed [km/h] | 49.2 | 48.4 | 47.7 | 46.8 | 48.8 | 49.0 | 50.1 | 50.6 | 50.7 | 50.7 |
| Avg. Dist. to Rail [m] | 6.3 | 3.6 | 3.1 | 5.0 | 2.9 | 3.1 | 5.0 | 4.2 | 4.3 | 5.1 |



[] Ranking at each section and finish
 -:-:- No data available at this section
 NA No data available

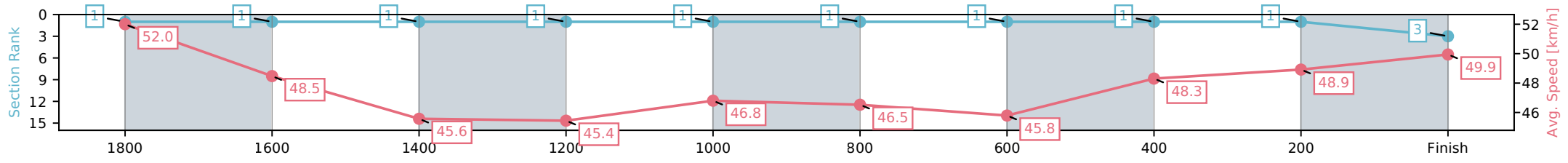
| | |
|--------------------------------|------------------------|
| Horse/Jockey Name | Barrytown/R E Harrison |
| Finish Rank | 3 |
| Fastest Section Time (Section) | 0:14.42 (200-0) |
| Top Speed [km/h] (Section) | 53.2 (1980 - 1800) |
| Race State | Finished |



Cheviot Harness Racing Club Inc Harness
 Race 9: AMURI READY MIX MOBILE TROT - 1980m
 19 April 2026 - 4:35PM
 Weather: Fine



| Section | L1980 | L1800 | L1600 | L1400 | L1200 | L1000 | L800 | L600 | L400 | L200 |
|------------------------|----------------------|--------------------------|--------------------------|--------------------------|--------------------------|--------------------------|--------------------------|--------------------------|--------------------------|--------------------------|
| Section Times | 2:29.82 (0:11.96) | 2:17.86 [1] (0:15.00) | 2:02.86 [1] (0:15.92) | 1:46.94 [1] (0:15.84) | 1:31.09 [1] (0:15.52) | 1:15.57 [1] (0:15.58) | 0:59.98 [1] (0:15.72) | 0:44.26 [1] (0:15.01) | 0:29.25 [1] (0:14.83) | 0:14.42 [3] (0:14.42) |
| Average Speed [km/h] | 52.0 | 48.5 | 45.6 | 45.4 | 46.8 | 46.5 | 45.8 | 48.3 | 48.9 | 49.9 |
| Top Speed [km/h] | 53.2 | 51.2 | 46.2 | 46.2 | 47.5 | 47.7 | 46.3 | 49.0 | 49.6 | 50.8 |
| Avg. Dist. to Rail [m] | 7.6 | 2.5 | 1.2 | 2.7 | 1.2 | 1.3 | 2.0 | 1.2 | 1.3 | 3.2 |



[] Ranking at each section and finish
 -:-:- No data available at this section
 NA No data available

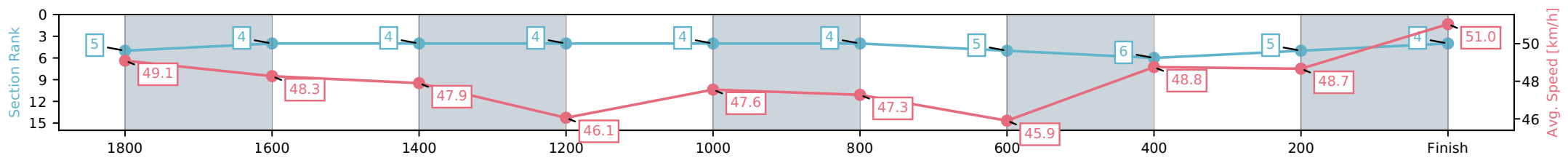
| | |
|--------------------------------|-----------------------|
| Horse/Jockey Name | Valyrian/O G Thornley |
| Finish Rank | 4 |
| Fastest Section Time (Section) | 0:14.12 (200-0) |
| Top Speed [km/h] (Section) | 52.4 (200-0) |
| Race State | Finished |



Cheviot Harness Racing Club Inc Harness
 Race 9: AMURI READY MIX MOBILE TROT - 1980m
 19 April 2026 - 4:35PM
 Weather: Fine



| Section | L1980 | L1800 | L1600 | L1400 | L1200 | L1000 | L800 | L600 | L400 | L200 |
|------------------------|----------------------|--------------------------|--------------------------|--------------------------|--------------------------|--------------------------|--------------------------|--------------------------|--------------------------|--------------------------|
| Section Times | 2:30.31 (0:12.68) | 2:17.63 [4] (0:15.46) | 2:02.17 [4] (0:15.47) | 1:46.70 [4] (0:15.63) | 1:31.07 [4] (0:15.43) | 1:15.64 [4] (0:15.57) | 1:00.07 [5] (0:15.68) | 0:44.38 [6] (0:15.18) | 0:29.20 [5] (0:15.08) | 0:14.12 [4] (0:14.12) |
| Average Speed [km/h] | 49.1 | 48.3 | 47.9 | 46.1 | 47.6 | 47.3 | 45.9 | 48.8 | 48.7 | 51.0 |
| Top Speed [km/h] | 49.8 | 49.7 | 49.1 | 46.8 | 49.0 | 48.9 | 46.4 | 49.8 | 50.0 | 52.4 |
| Avg. Dist. to Rail [m] | 7.1 | 5.7 | 3.7 | 4.6 | 2.4 | 3.0 | 4.8 | 4.0 | 3.2 | 7.4 |



[] Ranking at each section and finish
 -:-:- No data available at this section
 NA No data available

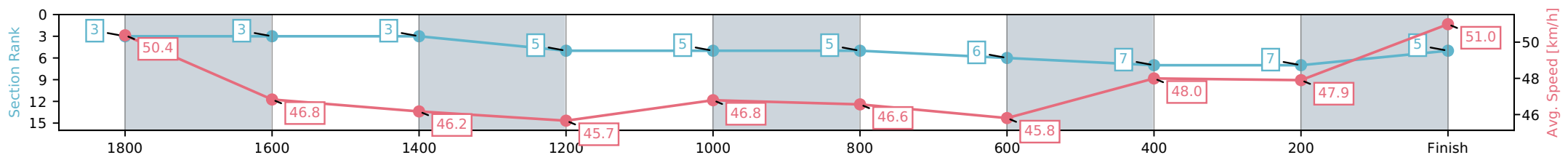
| | |
|--------------------------------|-------------------------|
| Horse/Jockey Name | Clovelly Hill/R D Close |
| Finish Rank | 5 |
| Fastest Section Time (Section) | 0:14.14 (200-0) |
| Top Speed [km/h] (Section) | 51.8 (200-0) |
| Race State | Finished |



Cheviot Harness Racing Club Inc Harness
 Race 9: AMURI READY MIX MOBILE TROT - 1980m
 19 April 2026 - 4:35PM
 Weather: Fine



| Section | L1980 | L1800 | L1600 | L1400 | L1200 | L1000 | L800 | L600 | L400 | L200 |
|------------------------|----------------------|--------------------------|--------------------------|--------------------------|--------------------------|--------------------------|--------------------------|--------------------------|--------------------------|--------------------------|
| Section Times | 2:30.63 (0:12.35) | 2:18.28 [3] (0:15.50) | 2:02.77 [3] (0:15.73) | 1:47.04 [5] (0:15.77) | 1:31.27 [5] (0:15.54) | 1:15.73 [5] (0:15.59) | 1:00.14 [6] (0:15.72) | 0:44.42 [7] (0:15.14) | 0:29.28 [7] (0:15.14) | 0:14.14 [5] (0:14.14) |
| Average Speed [km/h] | 50.4 | 46.8 | 46.2 | 45.7 | 46.8 | 46.6 | 45.8 | 48.0 | 47.9 | 51.0 |
| Top Speed [km/h] | 51.5 | 49.0 | 46.4 | 46.6 | 47.8 | 47.9 | 46.2 | 48.7 | 49.7 | 51.8 |
| Avg. Dist. to Rail [m] | 4.1 | 1.7 | 1.4 | 3.0 | 1.3 | 1.4 | 2.4 | 1.4 | 1.3 | 3.0 |



[] Ranking at each section and finish
 -:-:- No data available at this section
 NA No data available

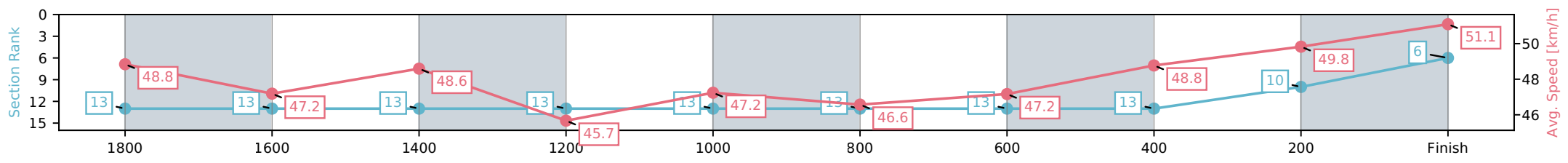
| | |
|--------------------------------|------------------------------|
| Horse/Jockey Name | Our Pinocchio/M J Williamson |
| Finish Rank | 6 |
| Fastest Section Time (Section) | 0:14.11 (200-0) |
| Top Speed [km/h] (Section) | 51.4 (200-0) |
| Race State | Finished |



Cheviot Harness Racing Club Inc Harness
 Race 9: AMURI READY MIX MOBILE TROT - 1980m
 19 April 2026 - 4:35PM
 Weather: Fine



| Section | L1980 | L1800 | L1600 | L1400 | L1200 | L1000 | L800 | L600 | L400 | L200 |
|------------------------|----------------------|---------------------------|---------------------------|---------------------------|---------------------------|---------------------------|---------------------------|---------------------------|---------------------------|--------------------------|
| Section Times | 2:30.94 (0:14.69) | 2:16.25 [13] (0:15.40) | 2:00.85 [13] (0:14.94) | 1:45.91 [13] (0:15.76) | 1:30.15 [13] (0:15.42) | 1:14.74 [13] (0:15.62) | 0:59.12 [13] (0:15.26) | 0:43.86 [13] (0:15.08) | 0:28.78 [10] (0:14.67) | 0:14.11 [6] (0:14.11) |
| Average Speed [km/h] | 48.8 | 47.2 | 48.6 | 45.7 | 47.2 | 46.6 | 47.2 | 48.8 | 49.8 | 51.1 |
| Top Speed [km/h] | 49.3 | 48.3 | 49.4 | 49.4 | 48.7 | 48.6 | 49.6 | 49.4 | 50.6 | 51.4 |
| Avg. Dist. to Rail [m] | 3.6 | 2.0 | 1.2 | 3.3 | 1.5 | 1.6 | 3.5 | 3.3 | 2.5 | 4.7 |



[] Ranking at each section and finish
 -:-:- No data available at this section
 NA No data available

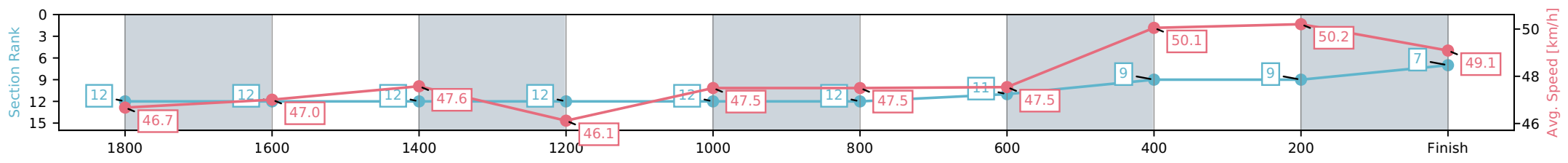
| | |
|--------------------------------|--------------------|
| Horse/Jockey Name | Kashanova/B T Hope |
| Finish Rank | 7 |
| Fastest Section Time (Section) | 0:14.67 (200-0) |
| Top Speed [km/h] (Section) | 50.6 (400-200) |
| Race State | Finished |



Cheviot Harness Racing Club Inc Harness
 Race 9: AMURI READY MIX MOBILE TROT - 1980m
 19 April 2026 - 4:35PM
 Weather: Fine



| Section | L1980 | L1800 | L1600 | L1400 | L1200 | L1000 | L800 | L600 | L400 | L200 |
|------------------------|----------------------|---------------------------|---------------------------|---------------------------|---------------------------|---------------------------|---------------------------|--------------------------|--------------------------|--------------------------|
| Section Times | 2:31.33 (0:13.83) | 2:17.50 [12] (0:15.66) | 2:01.84 [12] (0:15.48) | 1:46.36 [12] (0:15.61) | 1:30.75 [12] (0:15.54) | 1:15.21 [12] (0:15.51) | 0:59.70 [11] (0:15.14) | 0:44.56 [9] (0:14.99) | 0:29.56 [9] (0:14.89) | 0:14.67 [7] (0:14.67) |
| Average Speed [km/h] | 46.7 | 47.0 | 47.6 | 46.1 | 47.5 | 47.5 | 47.5 | 50.1 | 50.2 | 49.1 |
| Top Speed [km/h] | 47.6 | 48.2 | 48.2 | 47.8 | 48.8 | 49.2 | 49.9 | 50.4 | 50.6 | 50.1 |
| Avg. Dist. to Rail [m] | 10.5 | 4.0 | 3.1 | 5.2 | 3.1 | 3.3 | 5.0 | 5.8 | 5.8 | 9.1 |



[] Ranking at each section and finish
 -:-:- No data available at this section
 NA No data available

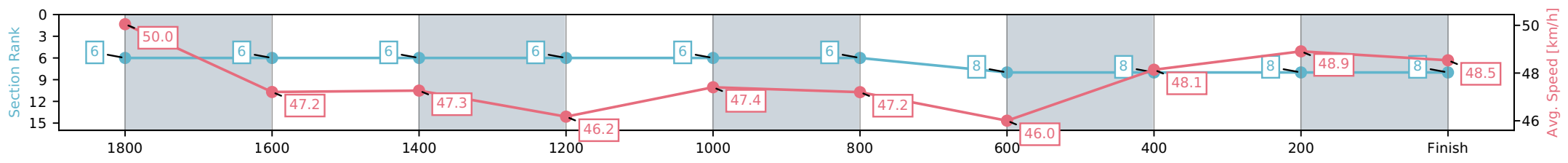
| | |
|--------------------------------|-------------------------------|
| Horse/Jockey Name | The Royal Gamble/S J Thornley |
| Finish Rank | 8 |
| Fastest Section Time (Section) | 0:14.83 (200-0) |
| Top Speed [km/h] (Section) | 51.4 (1980 - 1800) |
| Race State | Finished |



Cheviot Harness Racing Club Inc Harness
 Race 9: AMURI READY MIX MOBILE TROT - 1980m
 19 April 2026 - 4:35PM
 Weather: Fine



| Section | L1980 | L1800 | L1600 | L1400 | L1200 | L1000 | L800 | L600 | L400 | L200 |
|------------------------|----------------------|--------------------------|--------------------------|--------------------------|--------------------------|--------------------------|--------------------------|--------------------------|--------------------------|--------------------------|
| Section Times | 2:31.48 (0:12.75) | 2:18.73 [6] (0:15.60) | 2:03.14 [6] (0:15.61) | 1:47.52 [6] (0:15.57) | 1:31.96 [6] (0:15.54) | 1:16.41 [6] (0:15.58) | 1:00.84 [8] (0:15.64) | 0:45.19 [8] (0:15.32) | 0:29.87 [8] (0:15.05) | 0:14.83 [8] (0:14.83) |
| Average Speed [km/h] | 50.0 | 47.2 | 47.3 | 46.2 | 47.4 | 47.2 | 46.0 | 48.1 | 48.9 | 48.5 |
| Top Speed [km/h] | 51.4 | 48.8 | 47.6 | 46.9 | 48.6 | 48.7 | 46.3 | 49.3 | 49.5 | 49.9 |
| Avg. Dist. to Rail [m] | 4.7 | 3.6 | 3.2 | 4.9 | 2.9 | 3.0 | 3.9 | 3.2 | 3.7 | 7.1 |



[] Ranking at each section and finish
 -:-:- No data available at this section
 NA No data available

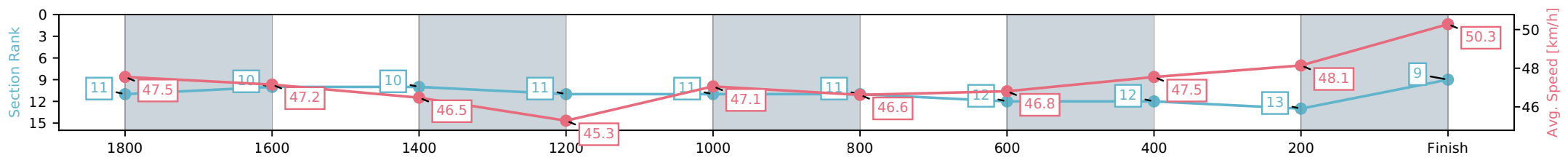
| | |
|--------------------------------|----------------------|
| Horse/Jockey Name | Oliver/S J Tomlinson |
| Finish Rank | 9 |
| Fastest Section Time (Section) | 0:14.33 (200-0) |
| Top Speed [km/h] (Section) | 51.1 (200-0) |
| Race State | Finished |



Cheviot Harness Racing Club Inc Harness
 Race 9: AMURI READY MIX MOBILE TROT - 1980m
 19 April 2026 - 4:35PM
 Weather: Fine



| Section | L1980 | L1800 | L1600 | L1400 | L1200 | L1000 | L800 | L600 | L400 | L200 |
|------------------------|----------------------|---------------------------|---------------------------|---------------------------|---------------------------|---------------------------|---------------------------|---------------------------|---------------------------|--------------------------|
| Section Times | 2:31.51 (0:13.46) | 2:18.05 [10] (0:15.41) | 2:02.64 [10] (0:15.63) | 1:47.01 [11] (0:15.90) | 1:31.11 [11] (0:15.46) | 1:15.65 [11] (0:15.60) | 1:00.04 [12] (0:15.38) | 0:44.66 [12] (0:15.29) | 0:29.37 [13] (0:15.04) | 0:14.33 [9] (0:14.33) |
| Average Speed [km/h] | 47.5 | 47.2 | 46.5 | 45.3 | 47.1 | 46.6 | 46.8 | 47.5 | 48.1 | 50.3 |
| Top Speed [km/h] | 48.7 | 48.8 | 47.1 | 46.3 | 48.6 | 48.5 | 48.4 | 49.3 | 49.2 | 51.1 |
| Avg. Dist. to Rail [m] | 7.1 | 1.8 | 1.4 | 3.3 | 1.4 | 1.6 | 2.7 | 1.6 | 1.0 | 3.5 |



[] Ranking at each section and finish
 -:-:- No data available at this section
 NA No data available

| | |
|--------------------------------|------------------------|
| Horse/Jockey Name | Kowhai Summit/H M Sail |
| Finish Rank | 10 |
| Fastest Section Time (Section) | 0:14.54 (200-0) |
| Top Speed [km/h] (Section) | 50.5 (200-0) |
| Race State | Finished |



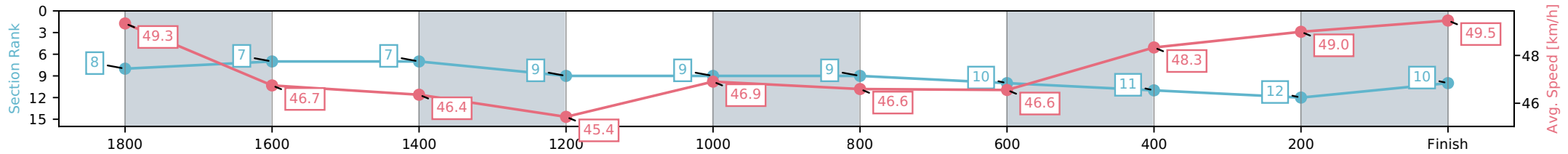
Cheviot Harness Racing Club Inc Harness
Race 9: AMURI READY MIX MOBILE TROT - 1980m



19 April 2026 - 4:35PM

Weather: Fine

| Section | L1980 | L1800 | L1600 | L1400 | L1200 | L1000 | L800 | L600 | L400 | L200 |
|------------------------|----------------------|--------------------------|--------------------------|--------------------------|--------------------------|--------------------------|---------------------------|---------------------------|---------------------------|---------------------------|
| Section Times | 2:31.57 (0:12.94) | 2:18.64 [7] (0:15.55) | 2:03.08 [7] (0:15.69) | 1:47.40 [9] (0:15.85) | 1:31.54 [9] (0:15.50) | 1:16.04 [9] (0:15.61) | 1:00.43 [10] (0:15.47) | 0:44.96 [11] (0:15.32) | 0:29.65 [12] (0:15.11) | 0:14.54 [10] (0:14.54) |
| Average Speed [km/h] | 49.3 | 46.7 | 46.4 | 45.4 | 46.9 | 46.6 | 46.6 | 48.3 | 49.0 | 49.5 |
| Top Speed [km/h] | 50.3 | 48.1 | 46.7 | 46.3 | 48.3 | 48.3 | 48.4 | 49.7 | 49.9 | 50.5 |
| Avg. Dist. to Rail [m] | 2.2 | 1.8 | 1.5 | 3.3 | 1.4 | 1.5 | 3.5 | 4.1 | 4.5 | 10.6 |



- [] Ranking at each section and finish
- :-:- No data available at this section
- NA No data available

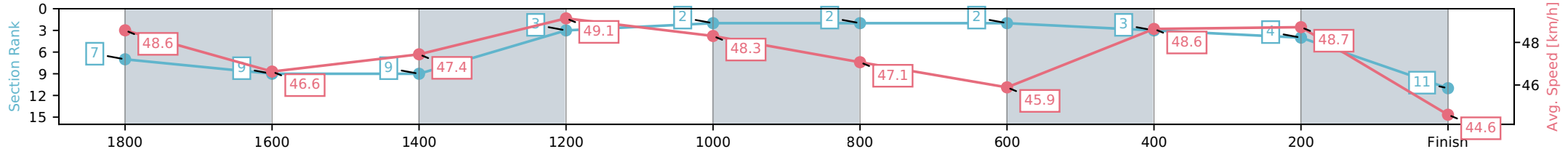
| | |
|--------------------------------|---------------------|
| Horse/Jockey Name | Cappaha/R D Holmes |
| Finish Rank | 11 |
| Fastest Section Time (Section) | 0:14.66 (1400-1200) |
| Top Speed [km/h] (Section) | 49.8 (1400-1200) |
| Race State | Finished |



Cheviot Harness Racing Club Inc Harness
 Race 9: AMURI READY MIX MOBILE TROT - 1980m
 19 April 2026 - 4:35PM
 Weather: Fine



| Section | L1980 | L1800 | L1600 | L1400 | L1200 | L1000 | L800 | L600 | L400 | L200 |
|------------------------|----------------------|--------------------------|--------------------------|--------------------------|--------------------------|--------------------------|--------------------------|--------------------------|--------------------------|---------------------------|
| Section Times | 2:31.91 (0:12.83) | 2:19.08 [9] (0:15.92) | 2:03.16 [9] (0:15.67) | 1:47.49 [3] (0:14.66) | 1:32.83 [2] (0:15.28) | 1:17.54 [2] (0:15.59) | 1:01.95 [2] (0:15.70) | 0:46.25 [3] (0:15.06) | 0:31.20 [4] (0:15.07) | 0:16.13 [11] (0:16.13) |
| Average Speed [km/h] | 48.6 | 46.6 | 47.4 | 49.1 | 48.3 | 47.1 | 45.9 | 48.6 | 48.7 | 44.6 |
| Top Speed [km/h] | 49.4 | 47.9 | 49.0 | 49.8 | 49.5 | 48.5 | 46.5 | 49.3 | 49.6 | 48.1 |
| Avg. Dist. to Rail [m] | 8.7 | 5.2 | 4.3 | 6.3 | 3.2 | 2.8 | 3.5 | 2.5 | 2.6 | 1.2 |



[] Ranking at each section and finish
 -:-:- No data available at this section
 NA No data available

| | |
|--------------------------------|----------------------|
| Horse/Jockey Name | Silvester/B N Orange |
| Finish Rank | 12 |
| Fastest Section Time (Section) | 0:15.02 (400-200) |
| Top Speed [km/h] (Section) | 50.2 (1980 - 1800) |
| Race State | Finished |



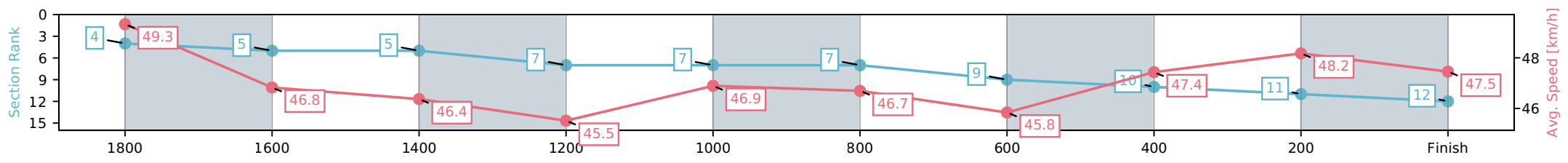
Cheviot Harness Racing Club Inc Harness
 Race 9: AMURI READY MIX MOBILE TROT - 1980m



19 April 2026 - 4:35PM

Weather: Fine

| Section | L1980 | L1800 | L1600 | L1400 | L1200 | L1000 | L800 | L600 | L400 | L200 |
|------------------------|----------------------|--------------------------|--------------------------|--------------------------|--------------------------|--------------------------|--------------------------|---------------------------|---------------------------|---------------------------|
| Section Times | 2:32.04 (0:12.64) | 2:19.40 [5] (0:15.54) | 2:03.86 [5] (0:15.70) | 1:48.16 [7] (0:15.83) | 1:32.34 [7] (0:15.52) | 1:16.81 [7] (0:15.59) | 1:01.22 [9] (0:15.70) | 0:45.52 [10] (0:15.34) | 0:30.18 [11] (0:15.02) | 0:15.16 [12] (0:15.16) |
| Average Speed [km/h] | 49.3 | 46.8 | 46.4 | 45.5 | 46.9 | 46.7 | 45.8 | 47.4 | 48.2 | 47.5 |
| Top Speed [km/h] | 50.2 | 48.0 | 46.7 | 46.5 | 48.0 | 48.3 | 46.3 | 48.6 | 49.0 | 49.4 |
| Avg. Dist. to Rail [m] | 2.3 | 1.9 | 1.6 | 3.3 | 1.5 | 1.7 | 2.6 | 1.6 | 1.0 | 2.4 |



[] Ranking at each section and finish
 -:-:- No data available at this section
 NA No data available

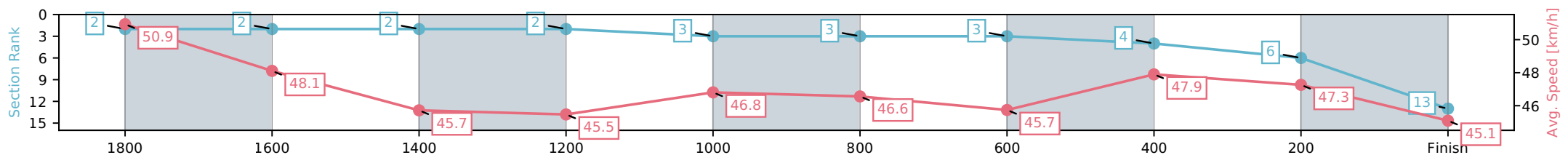
| | |
|--------------------------------|----------------------|
| Horse/Jockey Name | The Merc/C J Dalgety |
| Finish Rank | 13 |
| Fastest Section Time (Section) | 0:15.11 (1800-1600) |
| Top Speed [km/h] (Section) | 51.9 (1980 - 1800) |
| Race State | Finished |



Cheviot Harness Racing Club Inc Harness
 Race 9: AMURI READY MIX MOBILE TROT - 1980m
 19 April 2026 - 4:35PM
 Weather: Fine



| Section | L1980 | L1800 | L1600 | L1400 | L1200 | L1000 | L800 | L600 | L400 | L200 |
|------------------------|----------------------|--------------------------|--------------------------|--------------------------|--------------------------|--------------------------|--------------------------|--------------------------|--------------------------|---------------------------|
| Section Times | 2:32.32 (0:12.21) | 2:20.11 [2] (0:15.11) | 2:05.00 [2] (0:15.89) | 1:49.12 [2] (0:15.83) | 1:33.28 [3] (0:15.53) | 1:17.76 [3] (0:15.59) | 1:02.16 [3] (0:15.74) | 0:46.42 [4] (0:15.14) | 0:31.28 [6] (0:15.35) | 0:15.93 [13] (0:15.93) |
| Average Speed [km/h] | 50.9 | 48.1 | 45.7 | 45.5 | 46.8 | 46.6 | 45.7 | 47.9 | 47.3 | 45.1 |
| Top Speed [km/h] | 51.9 | 50.4 | 46.3 | 46.4 | 47.5 | 47.8 | 46.3 | 48.5 | 48.1 | 46.1 |
| Avg. Dist. to Rail [m] | 5.5 | 2.3 | 1.3 | 2.8 | 1.2 | 1.4 | 2.2 | 1.2 | 1.6 | 6.0 |



[] Ranking at each section and finish
 -:-:- No data available at this section
 NA No data available

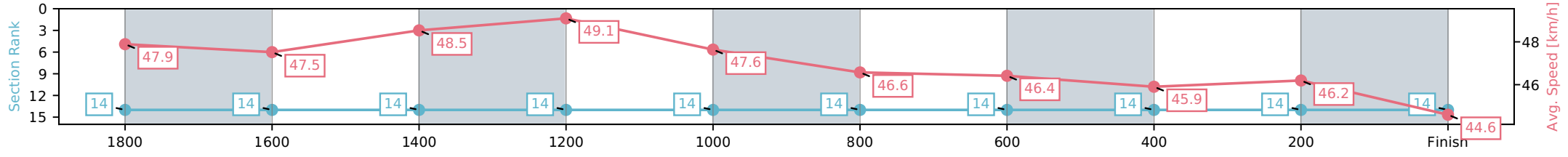
| | |
|--------------------------------|------------------------|
| Horse/Jockey Name | Switch On/D M Williams |
| Finish Rank | 14 |
| Fastest Section Time (Section) | 0:14.68 (1400-1200) |
| Top Speed [km/h] (Section) | 49.7 (1400-1200) |
| Race State | Finished |



Cheviot Harness Racing Club Inc Harness
 Race 9: AMURI READY MIX MOBILE TROT - 1980m
 19 April 2026 - 4:35PM
 Weather: Fine



| Section | L1980 | L1800 | L1600 | L1400 | L1200 | L1000 | L800 | L600 | L400 | L200 |
|------------------------|----------------------|---------------------------|---------------------------|---------------------------|---------------------------|---------------------------|---------------------------|---------------------------|---------------------------|---------------------------|
| Section Times | 2:35.36 (0:16.29) | 2:19.07 [14] (0:15.28) | 2:03.78 [14] (0:14.98) | 1:48.81 [14] (0:14.68) | 1:34.13 [14] (0:15.29) | 1:18.84 [14] (0:15.62) | 1:03.22 [14] (0:15.51) | 0:47.70 [14] (0:15.84) | 0:31.86 [14] (0:15.73) | 0:16.13 [14] (0:16.13) |
| Average Speed [km/h] | 47.9 | 47.5 | 48.5 | 49.1 | 47.6 | 46.6 | 46.4 | 45.9 | 46.2 | 44.6 |
| Top Speed [km/h] | 49.3 | 48.1 | 49.1 | 49.7 | 48.6 | 48.8 | 47.6 | 47.2 | 46.7 | 45.9 |
| Avg. Dist. to Rail [m] | 6.8 | 1.8 | 1.5 | 3.8 | 1.6 | 1.7 | 3.1 | 1.6 | 1.8 | 5.1 |



[] Ranking at each section and finish
 -:-:- No data available at this section
 NA No data available