



Cheviot Harness Racing Club Inc Harness
 Race 10: CHEVIOT CONCRETE HANDICAP PACE - 2600m
 19 April 2026 - 5:04PM



Weather: Fine

Field Times (Race Tempo) 3:14.84 (0:16.16) 2:58.68 (0:14.03) 2:44.65 (0:14.75) 2:29.90 (0:15.24) 2:14.66 (0:15.60) 1:59.06 (0:15.52) 1:43.54 (0:15.18) 1:28.36 (0:15.28)

| Rank | TAB# | Horse | Overall Time | First 400m | Top Speed km/h (Section) | L2600 | L2400 | L2200 | L2000 | L1800 | L1600 | L1400 | L1200 |
|------|--------|--------------------|---------------|------------|--------------------------|--------------|--------------|--------------|--------------|--------------|--------------|--------------|--------------|
| | (BAR#) | Driver | Margin (DT-W) | Last 600m | Fastest Section (Time) | Start - 2400 | 2400 - 2200 | 2200 - 2000 | 2000 - 1800 | 1800 - 1600 | 1600 - 1400 | 1400 - 1200 | 1200 - 1000 |
| 1 | 7 | The Coalman | 3:14.84 | 0:31.13 | 53.6 (200-0) | 3:14.84 | 2:57.55 [6] | 2:43.70 [6] | 2:29.07 [6] | 2:14.05 [4] | 1:58.96 [2] | 1:43.54 [1] | 1:28.36 [1] |
| | (5) | S J Ottley | | 0:42.53 | 200-0 (0:13.80) | (0:17.29) | (0:13.84) | (0:14.63) | (0:15.02) | (0:15.09) | (0:15.42) | (0:15.18) | (0:15.28) |
| 2 | 8 | Mystery Beach | 3:14.89 | 0:30.51 | 55.4 (200-0) | 3:14.89 | 2:58.09 [4] | 2:44.38 [4] | 2:29.56 [4] | 2:14.71 [1] | 1:59.11 [1] | 1:43.35 [2] | 1:28.24 [2] |
| | (6) | G N Thornley | 0.3L (+8) | 0:42.28 | 200-0 (0:13.61) | (0:16.80) | (0:13.71) | (0:14.82) | (0:14.85) | (0:15.60) | (0:15.75) | (0:15.11) | (0:15.42) |
| 3 | 12 | Lonnekers | 3:15.67 | 0:32.51 | 53.3 (2400-2200) | 3:15.67 | 2:57.24 [10] | 2:43.16 [10] | 2:28.35 [10] | 2:13.73 [10] | 1:58.54 [9] | 1:43.02 [8] | 1:29.00 [3] |
| | (2) | R E Cameron | 4.7L (+25) | 0:43.32 | 400-200 (0:13.98) | (0:18.43) | (0:14.08) | (0:14.80) | (0:14.62) | (0:15.19) | (0:15.52) | (0:14.02) | (0:15.30) |
| 4 | 11 | Tanzania | 3:15.70 | 0:32.06 | 53.8 (2600 - 2400) | 3:15.70 | 2:57.57 [8] | 2:43.64 [8] | 2:28.83 [8] | 2:14.07 [8] | 1:58.90 [7] | 1:43.27 [6] | 1:28.40 [7] |
| | (1) | J C Morrison | 4.9L (+23) | 0:42.73 | 400-200 (0:13.91) | (0:18.13) | (0:13.93) | (0:14.82) | (0:14.75) | (0:15.17) | (0:15.63) | (0:14.87) | (0:15.27) |
| 5 | 2 | Topaz | 3:16.16 | 0:30.21 | 54.0 (200-0) | 3:16.16 | 3:00.00 [1] | 2:45.95 [2] | 2:30.87 [3] | 2:15.22 [5] | 1:59.44 [6] | 1:43.58 [7] | 1:28.62 [8] |
| | (2) | R D Close | 7.5L (+4) | 0:42.63 | 200-0 (0:13.71) | (0:16.16) | (0:14.05) | (0:15.08) | (0:15.65) | (0:15.78) | (0:15.86) | (0:14.96) | (0:15.50) |
| 6 | 3 | Zarlini | 3:16.38 | 0:32.25 | 54.0 (400-200) | 3:16.38 | 2:57.99 [9] | 2:44.12 [9] | 2:29.45 [9] | 2:14.54 [9] | 1:58.80 [10] | 1:43.27 [10] | 1:28.41 [11] |
| | (1) | B T Hope | 8.8L (+25) | 0:42.81 | 2400-2200 (0:13.86) | (0:18.39) | (0:13.86) | (0:14.67) | (0:14.91) | (0:15.73) | (0:15.53) | (0:14.86) | (0:15.25) |
| 7 | 13 | Warrior Chief | 3:16.57 | 0:33.87 | 54.3 (400-200) | 3:16.57 | 2:57.08 [13] | 2:42.71 [13] | 2:28.29 [12] | 2:13.64 [11] | 1:58.68 [12] | 1:43.06 [12] | 1:28.26 [13] |
| | (U1) | Craig D Thornley | 9.9L (+27) | 0:42.68 | 200-0 (0:13.78) | (0:19.49) | (0:14.38) | (0:14.42) | (0:14.65) | (0:14.97) | (0:15.62) | (0:14.80) | (0:15.26) |
| 8 | 1 | My Skatjie | 3:16.71 | 0:30.73 | 53.7 (2400-2200) | 3:16.71 | 2:59.86 [5] | 2:45.98 [5] | 2:31.04 [5] | 2:15.43 [7] | 1:59.66 [8] | 1:43.85 [9] | 1:29.06 [9] |
| | (1) | S E O'Reilly | 10.6L (+14) | 0:43.44 | 2400-2200 (0:13.88) | (0:16.85) | (0:13.88) | (0:14.95) | (0:15.60) | (0:15.78) | (0:15.80) | (0:14.79) | (0:15.17) |
| 9 | 10 | Commander Ben | 3:16.84 | 0:30.25 | 56.3 (2400-2200) | 3:16.84 | 3:00.25 [3] | 2:46.59 [3] | 2:31.90 [1] | 2:16.58 [2] | 2:00.76 [3] | 1:44.96 [3] | 1:29.92 [4] |
| | (8) | M J Williamson | 11.4L (+11) | 0:43.95 | 2400-2200 (0:13.66) | (0:16.59) | (0:13.66) | (0:14.69) | (0:15.32) | (0:15.82) | (0:15.80) | (0:15.04) | (0:15.45) |
| 10 | 9 | Quicker Than Quick | 3:16.97 | 0:33.39 | 53.2 (200-0) | 3:16.97 | 2:57.88 [12] | 2:43.58 [12] | 2:28.56 [13] | 2:13.62 [13] | 1:58.89 [13] | 1:43.32 [13] | 1:28.71 [12] |
| | (7) | B N Orange | 12.2L (+8) | 0:42.77 | 400-200 (0:13.92) | (0:19.09) | (0:14.30) | (0:15.02) | (0:14.94) | (0:14.73) | (0:15.57) | (0:14.61) | (0:15.48) |

Report Created: Sun 19 April 2026

(Note: Races are conducted over an approximate distance as close as possible to the advertised distance, and recorded data may vary accordingly. Official times refer to race times only and do not include handicap times.)

[] Position in running at each section and finish TAB# Saddle cloth number

-:--:-- No data available at this section

NA No data available

DNT Did not track

BAR# Barrier/Gate Position

DNF Did not finish

DT-W Distance travelled compared to winner in metres

□ Fastest split

■ Fastest section



Cheviot Harness Racing Club Inc Harness
 Race 10: CHEVIOT CONCRETE HANDICAP PACE - 2600m
 19 April 2026 - 5:04PM



Weather: Fine

Field Times (Race Tempo) 3:14.84 (0:16.16) 2:58.68 (0:14.03) 2:44.65 (0:14.75) 2:29.90 (0:15.24) 2:14.66 (0:15.60) 1:59.06 (0:15.52) 1:43.54 (0:15.18) 1:28.36 (0:15.28)

| Rank | TAB# | Horse | Overall Time | First 400m | Top Speed km/h (Section) | L2600 | L2400 | L2200 | L2000 | L1800 | L1600 | L1400 | L1200 |
|------|--------|------------------|---------------|------------|--------------------------|--------------|--------------|--------------|--------------|--------------|--------------|--------------|--------------|
| | (BAR#) | Driver | Margin (DT-W) | Last 600m | Fastest Section (Time) | Start - 2400 | 2400 - 2200 | 2200 - 2000 | 2000 - 1800 | 1800 - 1600 | 1600 - 1400 | 1400 - 1200 | 1200 - 1000 |
| 11 | 5 | Bettor Be Sharp | 3:17.01 | 0:30.19 | 55.1 (2400-2200) | 3:17.01 | 3:00.46 [2] | 2:46.82 [1] | 2:32.03 [2] | 2:16.41 [3] | 2:00.60 [4] | 1:44.79 [5] | 1:29.77 [6] |
| | (3) | G D O'Reilly | 12.4L (+12) | 0:43.79 | 2400-2200 (0:13.64) | (0:16.55) | (0:13.64) | (0:14.79) | (0:15.61) | (0:15.82) | (0:15.81) | (0:15.02) | (0:15.48) |
| 12 | 4 | Blue Rock Dancer | 3:17.37 | 0:31.74 | 53.7 (2400-2200) | 3:17.37 | 2:59.72 [7] | 2:45.64 [7] | 2:30.81 [7] | 2:16.10 [6] | 2:00.92 [5] | 1:45.24 [4] | 1:30.38 [5] |
| | (2) | R T May | 14.4L (+21) | 0:44.70 | 2400-2200 (0:14.09) | (0:17.65) | (0:14.09) | (0:14.82) | (0:14.71) | (0:15.18) | (0:15.68) | (0:14.86) | (0:15.28) |
| 13 | 6 | Kowhai Nugget | 3:20.26 | 0:32.94 | 52.8 (2400-2200) | 3:20.26 | 3:01.36 [11] | 2:47.32 [11] | 2:32.25 [11] | 2:17.16 [12] | 2:02.50 [11] | 1:46.92 [11] | 1:32.31 [10] |
| | (4) | H M Sail | 30.9L (-7) | 0:46.38 | 2400-2200 (0:14.04) | (0:18.90) | (0:14.04) | (0:15.07) | (0:15.09) | (0:14.66) | (0:15.58) | (0:14.61) | (0:15.41) |

Report Created: Sun 19 April 2026

(Note: Races are conducted over an approximate distance as close as possible to the advertised distance, and recorded data may vary accordingly. Official times refer to race times only and do not include handicap times.)

[] Position in running at each section and finish TAB# Saddle cloth number

-:--:-- No data available at this section

NA No data available

DNT Did not track

BAR# Barrier/Gate Position

DNF Did not finish

DT-W Distance travelled compared to winner in metres

Fastest split

Fastest section



Cheviot Harness Racing Club Inc Harness
 Race 10: CHEVIOT CONCRETE HANDICAP PACE - 2600m
 19 April 2026 - 5:04PM



Weather: Fine

Field Times (Race Tempo) 1:13.08 (0:15.41) 0:57.67 (0:15.13) 0:42.54 (0:14.86) 0:27.68 (0:13.87) 0:13.80 (0:13.80)

| Rank | TAB# | Horse | Overall Time | First 400m | Top Speed km/h (Section) | L1000 | L800 | L600 | L400 | L200 | | | |
|------|--------|--------------------|---------------|------------|--------------------------|--------------|--------------|--------------|--------------|--------------|--|--|--|
| | (BAR#) | Driver | Margin (DT-W) | Last 600m | Fastest Section (Time) | 1000 - 800 | 800 - 600 | 600 - 400 | 400 - 200 | 200 - Finish | | | |
| 1 | 7 | The Coalman | 3:14.84 | 0:31.13 | 53.6 (200-0) | 1:13.08 [1] | 0:57.67 [1] | 0:42.54 [1] | 0:27.68 [1] | 0:13.80 [1] | | | |
| | (5) | S J Ottley | | 0:42.53 | 200-0 (0:13.80) | (0:15.41) | (0:15.13) | (0:14.86) | (0:13.87) | (0:13.80) | | | |
| 2 | 8 | Mystery Beach | 3:14.89 | 0:30.51 | 55.4 (200-0) | 1:12.82 [3] | 0:57.36 [3] | 0:42.28 [3] | 0:27.45 [3] | 0:13.61 [3] | | | |
| | (6) | G N Thornley | 0.3L (+8) | 0:42.28 | 200-0 (0:13.61) | (0:15.46) | (0:15.08) | (0:14.83) | (0:13.84) | (0:13.61) | | | |
| 3 | 12 | Lonnekers | 3:15.67 | 0:32.51 | 53.3 (2400-2200) | 1:13.70 [2] | 0:58.30 [2] | 0:43.32 [2] | 0:28.50 [2] | 0:14.52 [2] | | | |
| | (2) | R E Cameron | 4.7L (+25) | 0:43.32 | 400-200 (0:13.98) | (0:15.40) | (0:14.98) | (0:14.82) | (0:13.98) | (0:14.52) | | | |
| 4 | 11 | Tanzania | 3:15.70 | 0:32.06 | 53.8 (2600 - 2400) | 1:13.13 [6] | 0:57.75 [6] | 0:42.74 [6] | 0:27.84 [6] | 0:13.92 [4] | | | |
| | (1) | J C Morrison | 4.9L (+23) | 0:42.73 | 400-200 (0:13.91) | (0:15.38) | (0:15.01) | (0:14.90) | (0:13.91) | (0:13.92) | | | |
| 5 | 2 | Topaz | 3:16.16 | 0:30.21 | 54.0 (200-0) | 1:13.12 [9] | 0:57.67 [9] | 0:42.63 [9] | 0:27.92 [8] | 0:13.71 [8] | | | |
| | (2) | R D Close | 7.5L (+4) | 0:42.63 | 200-0 (0:13.71) | (0:15.45) | (0:15.04) | (0:14.71) | (0:14.21) | (0:13.71) | | | |
| 6 | 3 | Zarlina | 3:16.38 | 0:32.25 | 54.0 (400-200) | 1:13.16 [10] | 0:57.80 [10] | 0:42.81 [10] | 0:27.92 [10] | 0:13.91 [9] | | | |
| | (1) | B T Hope | 8.8L (+25) | 0:42.81 | 2400-2200 (0:13.86) | (0:15.36) | (0:14.99) | (0:14.89) | (0:14.01) | (0:13.91) | | | |
| 7 | 13 | Warrior Chief | 3:16.57 | 0:33.87 | 54.3 (400-200) | 1:13.00 [12] | 0:57.63 [12] | 0:42.68 [12] | 0:27.87 [11] | 0:13.78 [11] | | | |
| | (U1) | Craig D Thornley | 9.9L (+27) | 0:42.68 | 200-0 (0:13.78) | (0:15.37) | (0:14.95) | (0:14.81) | (0:14.09) | (0:13.78) | | | |
| 8 | 1 | My Skatjie | 3:16.71 | 0:30.73 | 53.7 (2400-2200) | 1:13.89 [8] | 0:58.47 [8] | 0:43.44 [8] | 0:28.45 [9] | 0:14.31 [7] | | | |
| | (1) | S E O'Reilly | 10.6L (+14) | 0:43.44 | 2400-2200 (0:13.88) | (0:15.42) | (0:15.03) | (0:14.99) | (0:14.14) | (0:14.31) | | | |
| 9 | 10 | Commander Ben | 3:16.84 | 0:30.25 | 56.3 (2400-2200) | 1:14.47 [5] | 0:59.02 [5] | 0:43.95 [5] | 0:29.04 [5] | 0:14.68 [5] | | | |
| | (8) | M J Williamson | 11.4L (+11) | 0:43.95 | 2400-2200 (0:13.66) | (0:15.45) | (0:15.07) | (0:14.91) | (0:14.36) | (0:14.68) | | | |
| 10 | 9 | Quicker Than Quick | 3:16.97 | 0:33.39 | 53.2 (200-0) | 1:13.23 [13] | 0:57.71 [13] | 0:42.78 [13] | 0:27.96 [12] | 0:14.03 [12] | | | |
| | (7) | B N Orange | 12.2L (+8) | 0:42.77 | 400-200 (0:13.92) | (0:15.52) | (0:14.93) | (0:14.82) | (0:13.92) | (0:14.03) | | | |

Report Created: Sun 19 April 2026

(Note: Races are conducted over an approximate distance as close as possible to the advertised distance, and recorded data may vary accordingly. Official times refer to race times only and do not include handicap times.)

[] Position in running at each section and finish TAB# Saddle cloth number

-:--:-- No data available at this section

NA No data available

DNT Did not track

BAR# Barrier/Gate Position

DNF Did not finish

DT-W Distance travelled compared to winner in metres

Fastest split

Fastest section



Cheviot Harness Racing Club Inc Harness
 Race 10: CHEVIOT CONCRETE HANDICAP PACE - 2600m
 19 April 2026 - 5:04PM



Weather: Fine

Field Times 1:13.08 0:57.67 0:42.54 0:27.68 0:13.80
 (Race Tempo) (0:15.41) (0:15.13) (0:14.86) (0:13.87) (0:13.80)

| Rank | TAB# | Horse | Overall Time | First 400m | Top Speed km/h (Section) | L1000 | L800 | L600 | L400 | L200 | | | |
|------|--------|------------------|---------------|------------|--------------------------|--------------|--------------|--------------|--------------|--------------|--|--|--|
| | (BAR#) | Driver | Margin (DT-W) | Last 600m | Fastest Section (Time) | 1000 - 800 | 800 - 600 | 600 - 400 | 400 - 200 | 200 - Finish | | | |
| 11 | 5 | Bettor Be Sharp | 3:17.01 | 0:30.19 | 55.1 (2400-2200) | 1:14.29 [7] | 0:58.83 [7] | 0:43.78 [7] | 0:28.88 [7] | 0:14.53 [10] | | | |
| | (3) | G D O'Reilly | 12.4L (+12) | 0:43.79 | 2400-2200 (0:13.64) | (0:15.46) | (0:15.05) | (0:14.90) | (0:14.36) | (0:14.53) | | | |
| 12 | 4 | Blue Rock Dancer | 3:17.37 | 0:31.74 | 53.7 (2400-2200) | 1:15.10 [4] | 0:59.70 [4] | 0:44.70 [4] | 0:29.60 [4] | 0:15.08 [6] | | | |
| | (2) | R T May | 14.4L (+21) | 0:44.70 | 2400-2200 (0:14.09) | (0:15.40) | (0:15.00) | (0:15.10) | (0:14.52) | (0:15.08) | | | |
| 13 | 6 | Kowhai Nugget | 3:20.26 | 0:32.94 | 52.8 (2400-2200) | 1:16.90 [11] | 1:01.40 [11] | 0:46.37 [11] | 0:31.11 [13] | 0:15.84 [13] | | | |
| | (4) | H M Sail | 30.9L (-7) | 0:46.38 | 2400-2200 (0:14.04) | (0:15.50) | (0:15.03) | (0:15.27) | (0:15.27) | (0:15.84) | | | |

Report Created: Sun 19 April 2026

(Note: Races are conducted over an approximate distance as close as possible to the advertised distance, and recorded data may vary accordingly. Official times refer to race times only and do not include handicap times.)

[] Position in running at each section and finish TAB# Saddle cloth number

Fastest split

-:--:-- No data available at this section

BAR# Barrier/Gate Position

Fastest section

NA No data available

DNF Did not finish

DNT Did not track

DT-W Distance travelled compared to winner in metres

| | |
|--------------------------------|------------------------|
| Horse/Jockey Name | The Coalman/S J Ottley |
| Finish Rank | 1 |
| Fastest Section Time (Section) | 0:13.80 (200-0) |
| Top Speed [km/h] (Section) | 53.6 (200-0) |
| Race State | Finished |



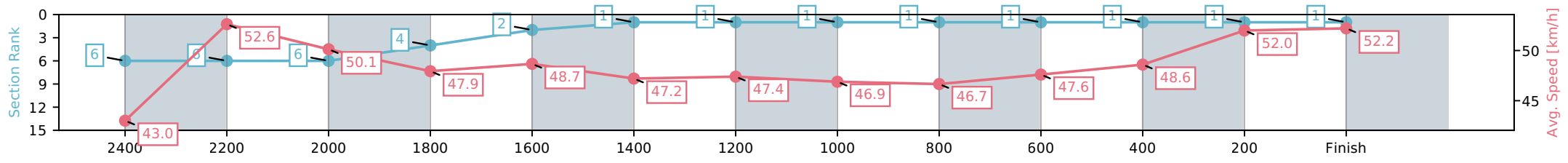
Cheviot Harness Racing Club Inc Harness
 Race 10: CHEVIOT CONCRETE HANDICAP PACE - 2600m



19 April 2026 - 5:04PM

Weather: Fine

| Section | L2600 | L2400 | L2200 | L2000 | L1800 | L1600 | L1400 | L1200 | L1000 | L800 | L600 | L400 | L200 |
|------------------------|----------------------|--------------------------|--------------------------|--------------------------|--------------------------|--------------------------|--------------------------|--------------------------|--------------------------|--------------------------|--------------------------|--------------------------|--------------------------|
| Section Times | 3:14.84 (0:17.29) | 2:57.55 [6] (0:13.84) | 2:43.70 [6] (0:14.63) | 2:29.07 [4] (0:15.02) | 2:14.05 [2] (0:15.09) | 1:58.96 [1] (0:15.42) | 1:43.54 [1] (0:15.18) | 1:28.36 [1] (0:15.28) | 1:13.08 [1] (0:15.41) | 0:57.67 [1] (0:15.13) | 0:42.54 [1] (0:14.86) | 0:27.68 [1] (0:13.87) | 0:13.80 [1] (0:13.80) |
| Average Speed [km/h] | 43.0 | 52.6 | 50.1 | 47.9 | 48.7 | 47.2 | 47.4 | 46.9 | 46.7 | 47.6 | 48.6 | 52.0 | 52.2 |
| Top Speed [km/h] | 53.2 | 53.1 | 52.6 | 49.4 | 49.3 | 48.4 | 48.4 | 48.5 | 47.4 | 48.1 | 50.8 | 53.1 | 53.6 |
| Avg. Dist. to Rail [m] | 7.7 | 1.8 | 2.5 | 4.7 | 3.6 | 1.3 | 2.0 | 0.7 | 0.5 | 1.1 | 0.7 | 0.6 | 1.8 |



[] Ranking at each section and finish
 -:-:- No data available at this section
 NA No data available

| | |
|--------------------------------|----------------------------|
| Horse/Jockey Name | Mystery Beach/G N Thornley |
| Finish Rank | 2 |
| Fastest Section Time (Section) | 0:13.61 (200-0) |
| Top Speed [km/h] (Section) | 55.4 (200-0) |
| Race State | Finished |



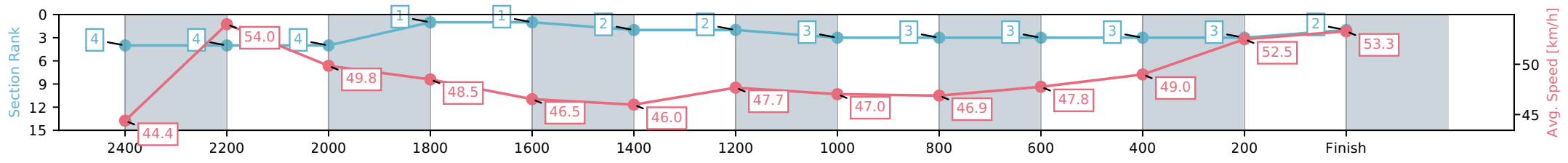
Cheviot Harness Racing Club Inc Harness
 Race 10: CHEVIOT CONCRETE HANDICAP PACE - 2600m



19 April 2026 - 5:04PM

Weather: Fine

| Section | L2600 | L2400 | L2200 | L2000 | L1800 | L1600 | L1400 | L1200 | L1000 | L800 | L600 | L400 | L200 |
|------------------------|----------------------|--------------------------|--------------------------|--------------------------|--------------------------|--------------------------|--------------------------|--------------------------|--------------------------|--------------------------|--------------------------|--------------------------|--------------------------|
| Section Times | 3:14.89 (0:16.80) | 2:58.09 [4] (0:13.71) | 2:44.38 [4] (0:14.82) | 2:29.56 [1] (0:14.85) | 2:14.71 [1] (0:15.60) | 1:59.11 [2] (0:15.75) | 1:43.35 [2] (0:15.11) | 1:28.24 [3] (0:15.42) | 1:12.82 [3] (0:15.46) | 0:57.36 [3] (0:15.08) | 0:42.28 [3] (0:14.83) | 0:27.45 [3] (0:13.84) | 0:13.61 [2] (0:13.61) |
| Average Speed [km/h] | 44.4 | 54.0 | 49.8 | 48.5 | 46.5 | 46.0 | 47.7 | 47.0 | 46.9 | 47.8 | 49.0 | 52.5 | 53.3 |
| Top Speed [km/h] | 53.8 | 55.3 | 52.8 | 50.2 | 50.2 | 47.4 | 48.7 | 48.4 | 47.7 | 48.3 | 51.5 | 54.8 | 55.4 |
| Avg. Dist. to Rail [m] | 9.7 | 3.7 | 3.4 | 4.3 | 2.1 | 1.1 | 2.9 | 1.0 | 0.9 | 1.5 | 1.5 | 1.3 | 1.4 |



- [] Ranking at each section and finish
- :-:- No data available at this section
- NA No data available

| | |
|--------------------------------|-----------------------|
| Horse/Jockey Name | Lonnekers/R E Cameron |
| Finish Rank | 3 |
| Fastest Section Time (Section) | 0:13.98 (400-200) |
| Top Speed [km/h] (Section) | 53.3 (2400-2200) |
| Race State | Finished |



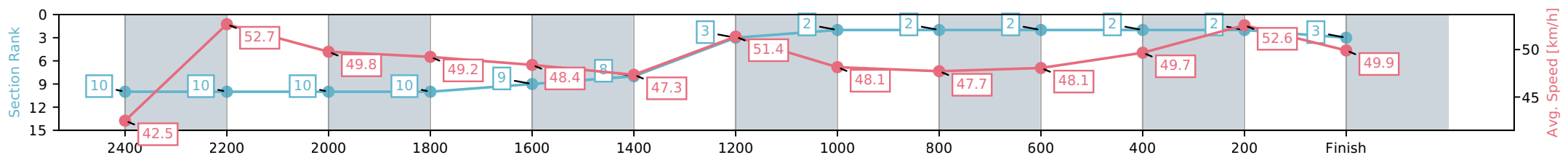
Cheviot Harness Racing Club Inc Harness
 Race 10: CHEVIOT CONCRETE HANDICAP PACE - 2600m



19 April 2026 - 5:04PM

Weather: Fine

| Section | L2600 | L2400 | L2200 | L2000 | L1800 | L1600 | L1400 | L1200 | L1000 | L800 | L600 | L400 | L200 |
|------------------------|----------------------|---------------------------|---------------------------|---------------------------|--------------------------|--------------------------|--------------------------|--------------------------|--------------------------|--------------------------|--------------------------|--------------------------|--------------------------|
| Section Times | 3:15.67 (0:18.43) | 2:57.24 [10] (0:14.08) | 2:43.16 [10] (0:14.80) | 2:28.35 [10] (0:14.62) | 2:13.73 [9] (0:15.19) | 1:58.54 [8] (0:15.52) | 1:43.02 [3] (0:14.02) | 1:29.00 [2] (0:15.30) | 1:13.70 [2] (0:15.40) | 0:58.30 [2] (0:14.98) | 0:43.32 [2] (0:14.82) | 0:28.50 [2] (0:13.98) | 0:14.52 [3] (0:14.52) |
| Average Speed [km/h] | 42.5 | 52.7 | 49.8 | 49.2 | 48.4 | 47.3 | 51.4 | 48.1 | 47.7 | 48.1 | 49.7 | 52.6 | 49.9 |
| Top Speed [km/h] | 53.1 | 53.3 | 51.8 | 50.2 | 48.9 | 51.7 | 52.4 | 49.4 | 48.5 | 48.4 | 51.9 | 52.8 | 52.0 |
| Avg. Dist. to Rail [m] | 7.8 | 4.0 | 3.2 | 4.2 | 3.7 | 3.0 | 6.3 | 2.9 | 2.7 | 3.6 | 3.3 | 3.3 | 4.7 |



[] Ranking at each section and finish
 -:-:- No data available at this section
 NA No data available

| | |
|--------------------------------|-----------------------|
| Horse/Jockey Name | Tanzania/J C Morrison |
| Finish Rank | 4 |
| Fastest Section Time (Section) | 0:13.91 (400-200) |
| Top Speed [km/h] (Section) | 53.8 (2600 - 2400) |
| Race State | Finished |



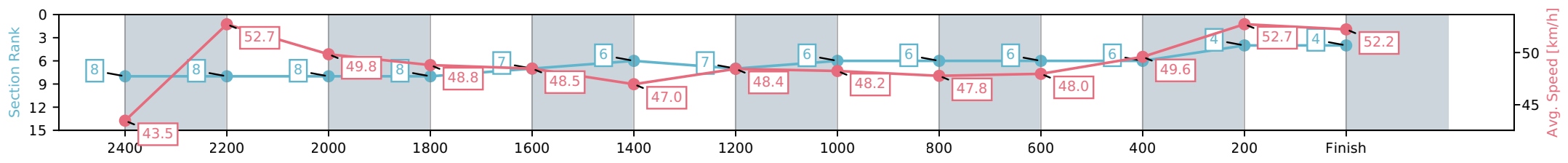
Cheviot Harness Racing Club Inc Harness
 Race 10: CHEVIOT CONCRETE HANDICAP PACE - 2600m



19 April 2026 - 5:04PM

Weather: Fine

| Section | L2600 | L2400 | L2200 | L2000 | L1800 | L1600 | L1400 | L1200 | L1000 | L800 | L600 | L400 | L200 |
|------------------------|----------------------|--------------------------|--------------------------|--------------------------|--------------------------|--------------------------|--------------------------|--------------------------|--------------------------|--------------------------|--------------------------|--------------------------|--------------------------|
| Section Times | 3:15.70 (0:18.13) | 2:57.57 [8] (0:13.93) | 2:43.64 [8] (0:14.82) | 2:28.83 [8] (0:14.75) | 2:14.07 [7] (0:15.17) | 1:58.90 [6] (0:15.63) | 1:43.27 [7] (0:14.87) | 1:28.40 [6] (0:15.27) | 1:13.13 [6] (0:15.38) | 0:57.75 [6] (0:15.01) | 0:42.74 [6] (0:14.90) | 0:27.84 [4] (0:13.91) | 0:13.92 [4] (0:13.92) |
| Average Speed [km/h] | 43.5 | 52.7 | 49.8 | 48.8 | 48.5 | 47.0 | 48.4 | 48.2 | 47.8 | 48.0 | 49.6 | 52.7 | 52.2 |
| Top Speed [km/h] | 53.8 | 53.8 | 51.5 | 49.8 | 49.7 | 48.6 | 50.1 | 50.1 | 48.6 | 48.3 | 52.0 | 53.6 | 53.6 |
| Avg. Dist. to Rail [m] | 5.7 | 2.7 | 3.3 | 5.2 | 3.9 | 2.7 | 4.9 | 2.9 | 2.8 | 3.7 | 3.6 | 2.8 | 5.0 |



[] Ranking at each section and finish
 -:-:- No data available at this section
 NA No data available

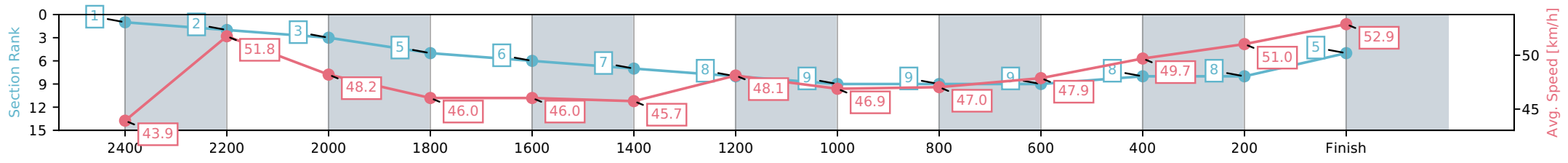
| | |
|--------------------------------|-----------------|
| Horse/Jockey Name | Topaz/R D Close |
| Finish Rank | 5 |
| Fastest Section Time (Section) | 0:13.71 (200-0) |
| Top Speed [km/h] (Section) | 54.0 (200-0) |
| Race State | Finished |



19 April 2026 - 5:04PM

Weather: Fine

| Section | L2600 | L2400 | L2200 | L2000 | L1800 | L1600 | L1400 | L1200 | L1000 | L800 | L600 | L400 | L200 |
|------------------------|----------------------|--------------------------|--------------------------|--------------------------|--------------------------|--------------------------|--------------------------|--------------------------|--------------------------|--------------------------|--------------------------|--------------------------|--------------------------|
| Section Times | 3:16.16 (0:16.16) | 3:00.00 [2] (0:14.05) | 2:45.95 [3] (0:15.08) | 2:30.87 [5] (0:15.65) | 2:15.22 [6] (0:15.78) | 1:59.44 [7] (0:15.86) | 1:43.58 [8] (0:14.96) | 1:28.62 [9] (0:15.50) | 1:13.12 [9] (0:15.45) | 0:57.67 [9] (0:15.04) | 0:42.63 [8] (0:14.71) | 0:27.92 [8] (0:14.21) | 0:13.71 [5] (0:13.71) |
| Average Speed [km/h] | 43.9 | 51.8 | 48.2 | 46.0 | 46.0 | 45.7 | 48.1 | 46.9 | 47.0 | 47.9 | 49.7 | 51.0 | 52.9 |
| Top Speed [km/h] | 52.4 | 52.9 | 51.1 | 46.8 | 47.1 | 48.4 | 49.0 | 48.9 | 47.8 | 48.4 | 53.8 | 53.0 | 54.0 |
| Avg. Dist. to Rail [m] | 4.3 | 1.6 | 1.4 | 2.4 | 1.9 | 1.2 | 3.0 | 1.3 | 1.3 | 2.0 | 2.2 | 1.0 | 1.8 |



[] Ranking at each section and finish
 -:-:- No data available at this section
 NA No data available

| | |
|--------------------------------|---------------------|
| Horse/Jockey Name | Zarlini/B T Hope |
| Finish Rank | 6 |
| Fastest Section Time (Section) | 0:13.86 (2400-2200) |
| Top Speed [km/h] (Section) | 54.0 (400-200) |
| Race State | Finished |



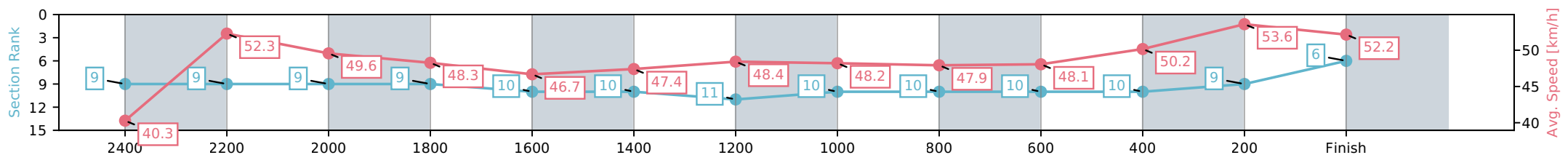
Cheviot Harness Racing Club Inc Harness
Race 10: CHEVIOT CONCRETE HANDICAP PACE - 2600m



19 April 2026 - 5:04PM

Weather: Fine

| Section | L2600 | L2400 | L2200 | L2000 | L1800 | L1600 | L1400 | L1200 | L1000 | L800 | L600 | L400 | L200 |
|------------------------|----------------------|--------------------------|--------------------------|--------------------------|---------------------------|---------------------------|---------------------------|---------------------------|---------------------------|---------------------------|---------------------------|--------------------------|--------------------------|
| Section Times | 3:16.38 (0:18.39) | 2:57.99 [9] (0:13.86) | 2:44.12 [9] (0:14.67) | 2:29.45 [9] (0:14.91) | 2:14.54 [10] (0:15.73) | 1:58.80 [10] (0:15.53) | 1:43.27 [11] (0:14.86) | 1:28.41 [10] (0:15.25) | 1:13.16 [10] (0:15.36) | 0:57.80 [10] (0:14.99) | 0:42.81 [10] (0:14.89) | 0:27.92 [9] (0:14.01) | 0:13.91 [6] (0:13.91) |
| Average Speed [km/h] | 40.3 | 52.3 | 49.6 | 48.3 | 46.7 | 47.4 | 48.4 | 48.2 | 47.9 | 48.1 | 50.2 | 53.6 | 52.2 |
| Top Speed [km/h] | 53.5 | 53.5 | 51.4 | 48.8 | 48.5 | 50.1 | 50.5 | 50.3 | 48.9 | 48.7 | 53.1 | 54.0 | 53.8 |
| Avg. Dist. to Rail [m] | 3.2 | 1.2 | 1.3 | 2.5 | 3.1 | 3.0 | 4.6 | 2.7 | 3.1 | 3.8 | 5.0 | 6.4 | 8.5 |



[] Ranking at each section and finish
 -:-:- No data available at this section
 NA No data available

| | |
|--------------------------------|--------------------------------|
| Horse/Jockey Name | Warrior Chief/Craig D Thornley |
| Finish Rank | 7 |
| Fastest Section Time (Section) | 0:13.78 (200-0) |
| Top Speed [km/h] (Section) | 54.3 (400-200) |
| Race State | Finished |



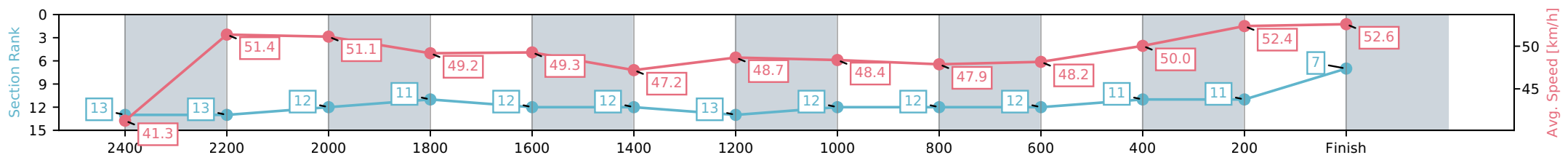
Cheviot Harness Racing Club Inc Harness
 Race 10: CHEVIOT CONCRETE HANDICAP PACE - 2600m



19 April 2026 - 5:04PM

Weather: Fine

| Section | L2600 | L2400 | L2200 | L2000 | L1800 | L1600 | L1400 | L1200 | L1000 | L800 | L600 | L400 | L200 |
|------------------------|----------------------|---------------------------|---------------------------|---------------------------|---------------------------|---------------------------|---------------------------|---------------------------|---------------------------|---------------------------|---------------------------|---------------------------|--------------------------|
| Section Times | 3:16.57 (0:19.49) | 2:57.08 [13] (0:14.38) | 2:42.71 [12] (0:14.42) | 2:28.29 [11] (0:14.65) | 2:13.64 [12] (0:14.97) | 1:58.68 [12] (0:15.62) | 1:43.06 [13] (0:14.80) | 1:28.26 [12] (0:15.26) | 1:13.00 [12] (0:15.37) | 0:57.63 [12] (0:14.95) | 0:42.68 [11] (0:14.81) | 0:27.87 [11] (0:14.09) | 0:13.78 [7] (0:13.78) |
| Average Speed [km/h] | 41.3 | 51.4 | 51.1 | 49.2 | 49.3 | 47.2 | 48.7 | 48.4 | 47.9 | 48.2 | 50.0 | 52.4 | 52.6 |
| Top Speed [km/h] | 49.7 | 53.1 | 53.8 | 50.2 | 50.8 | 49.6 | 50.5 | 50.7 | 49.1 | 48.8 | 53.8 | 54.3 | 54.0 |
| Avg. Dist. to Rail [m] | 9.9 | 3.6 | 3.3 | 4.8 | 4.2 | 3.2 | 5.7 | 3.2 | 3.1 | 4.2 | 4.1 | 4.0 | 11.5 |



[] Ranking at each section and finish
 -:-:- No data available at this section
 NA No data available

| | |
|--------------------------------|-------------------------|
| Horse/Jockey Name | My Skatjie/S E O'Reilly |
| Finish Rank | 8 |
| Fastest Section Time (Section) | 0:13.88 (2400-2200) |
| Top Speed [km/h] (Section) | 53.7 (2400-2200) |
| Race State | Finished |



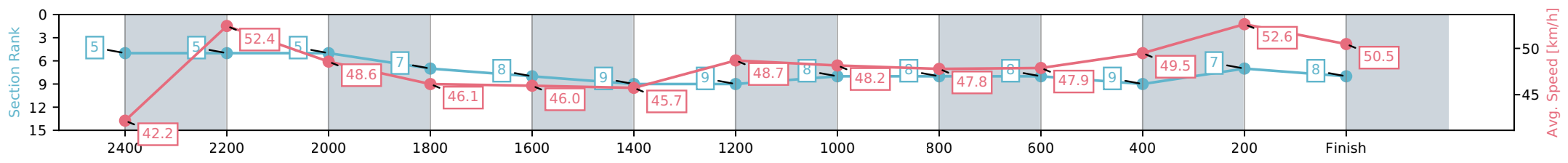
Cheviot Harness Racing Club Inc Harness
 Race 10: CHEVIOT CONCRETE HANDICAP PACE - 2600m



19 April 2026 - 5:04PM

Weather: Fine

| Section | L2600 | L2400 | L2200 | L2000 | L1800 | L1600 | L1400 | L1200 | L1000 | L800 | L600 | L400 | L200 |
|------------------------|----------------------|--------------------------|--------------------------|--------------------------|--------------------------|--------------------------|--------------------------|--------------------------|--------------------------|--------------------------|--------------------------|--------------------------|--------------------------|
| Section Times | 3:16.71 (0:16.85) | 2:59.86 [5] (0:13.88) | 2:45.98 [5] (0:14.95) | 2:31.04 [7] (0:15.60) | 2:15.43 [8] (0:15.78) | 1:59.66 [9] (0:15.80) | 1:43.85 [9] (0:14.79) | 1:29.06 [8] (0:15.17) | 1:13.89 [8] (0:15.42) | 0:58.47 [8] (0:15.03) | 0:43.44 [9] (0:14.99) | 0:28.45 [7] (0:14.14) | 0:14.31 [8] (0:14.31) |
| Average Speed [km/h] | 42.2 | 52.4 | 48.6 | 46.1 | 46.0 | 45.7 | 48.7 | 48.2 | 47.8 | 47.9 | 49.5 | 52.6 | 50.5 |
| Top Speed [km/h] | 53.5 | 53.7 | 51.1 | 47.5 | 47.2 | 49.8 | 50.5 | 50.2 | 49.0 | 48.5 | 51.8 | 52.9 | 52.6 |
| Avg. Dist. to Rail [m] | 3.1 | 1.5 | 1.2 | 2.3 | 1.7 | 0.8 | 4.0 | 2.0 | 2.9 | 4.1 | 4.2 | 4.9 | 6.5 |



- [] Ranking at each section and finish
- :-:- No data available at this section
- NA No data available

| | |
|--------------------------------|------------------------------|
| Horse/Jockey Name | Commander Ben/M J Williamson |
| Finish Rank | 9 |
| Fastest Section Time (Section) | 0:13.66 (2400-2200) |
| Top Speed [km/h] (Section) | 56.3 (2400-2200) |
| Race State | Finished |



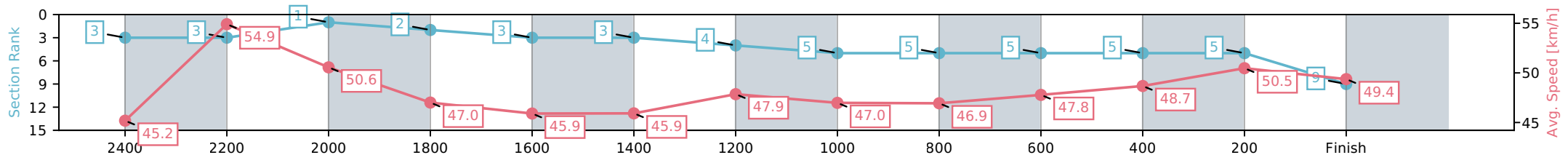
Cheviot Harness Racing Club Inc Harness
 Race 10: CHEVIOT CONCRETE HANDICAP PACE - 2600m



19 April 2026 - 5:04PM

Weather: Fine

| Section | L2600 | L2400 | L2200 | L2000 | L1800 | L1600 | L1400 | L1200 | L1000 | L800 | L600 | L400 | L200 |
|------------------------|----------------------|--------------------------|--------------------------|--------------------------|--------------------------|--------------------------|--------------------------|--------------------------|--------------------------|--------------------------|--------------------------|--------------------------|--------------------------|
| Section Times | 3:16.84 (0:16.59) | 3:00.25 [3] (0:13.66) | 2:46.59 [1] (0:14.69) | 2:31.90 [2] (0:15.32) | 2:16.58 [3] (0:15.82) | 2:00.76 [3] (0:15.80) | 1:44.96 [4] (0:15.04) | 1:29.92 [5] (0:15.45) | 1:14.47 [5] (0:15.45) | 0:59.02 [5] (0:15.07) | 0:43.95 [5] (0:14.91) | 0:29.04 [5] (0:14.36) | 0:14.68 [9] (0:14.68) |
| Average Speed [km/h] | 45.2 | 54.9 | 50.6 | 47.0 | 45.9 | 45.9 | 47.9 | 47.0 | 46.9 | 47.8 | 48.7 | 50.5 | 49.4 |
| Top Speed [km/h] | 55.8 | 56.3 | 53.4 | 48.7 | 47.2 | 47.7 | 48.9 | 48.3 | 48.0 | 48.1 | 50.3 | 51.0 | 50.8 |
| Avg. Dist. to Rail [m] | 12.7 | 5.3 | 4.2 | 3.6 | 1.9 | 1.2 | 3.0 | 1.1 | 1.1 | 1.7 | 1.4 | 1.2 | 4.4 |



[] Ranking at each section and finish
 -:-:- No data available at this section
 NA No data available

| | |
|--------------------------------|-------------------------------|
| Horse/Jockey Name | Quicker Than Quick/B N Orange |
| Finish Rank | 10 |
| Fastest Section Time (Section) | 0:13.92 (400-200) |
| Top Speed [km/h] (Section) | 53.2 (200-0) |
| Race State | Finished |



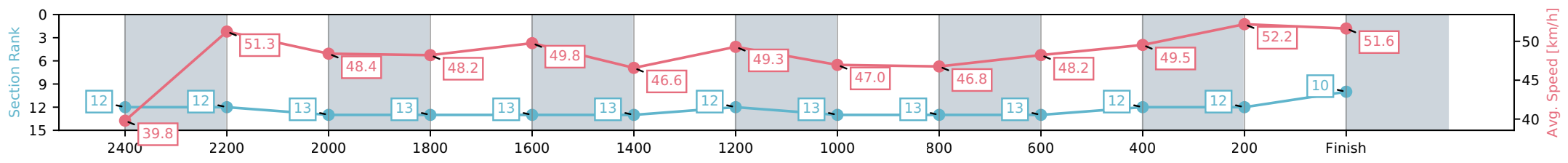
Cheviot Harness Racing Club Inc Harness
 Race 10: CHEVIOT CONCRETE HANDICAP PACE - 2600m



19 April 2026 - 5:04PM

Weather: Fine

| Section | L2600 | L2400 | L2200 | L2000 | L1800 | L1600 | L1400 | L1200 | L1000 | L800 | L600 | L400 | L200 |
|------------------------|----------------------|---------------------------|---------------------------|---------------------------|---------------------------|---------------------------|---------------------------|---------------------------|---------------------------|---------------------------|---------------------------|---------------------------|---------------------------|
| Section Times | 3:16.97 (0:19.09) | 2:57.88 [12] (0:14.30) | 2:43.58 [13] (0:15.02) | 2:28.56 [13] (0:14.94) | 2:13.62 [13] (0:14.73) | 1:58.89 [13] (0:15.57) | 1:43.32 [12] (0:14.61) | 1:28.71 [13] (0:15.48) | 1:13.23 [13] (0:15.52) | 0:57.71 [13] (0:14.93) | 0:42.78 [12] (0:14.82) | 0:27.96 [12] (0:13.92) | 0:14.03 [10] (0:14.03) |
| Average Speed [km/h] | 39.8 | 51.3 | 48.4 | 48.2 | 49.8 | 46.6 | 49.3 | 47.0 | 46.8 | 48.2 | 49.5 | 52.2 | 51.6 |
| Top Speed [km/h] | 51.2 | 52.5 | 50.7 | 49.9 | 50.2 | 49.3 | 50.6 | 49.8 | 48.3 | 48.8 | 52.2 | 53.0 | 53.2 |
| Avg. Dist. to Rail [m] | 12.4 | 2.8 | 1.5 | 3.3 | 3.5 | 1.2 | 3.4 | 1.3 | 1.4 | 4.1 | 3.1 | 1.6 | 2.4 |



[] Ranking at each section and finish
 -:-:- No data available at this section
 NA No data available

| | |
|--------------------------------|------------------------------|
| Horse/Jockey Name | Bettor Be Sharp/G D O'Reilly |
| Finish Rank | 11 |
| Fastest Section Time (Section) | 0:13.64 (2400-2200) |
| Top Speed [km/h] (Section) | 55.1 (2400-2200) |
| Race State | Finished |



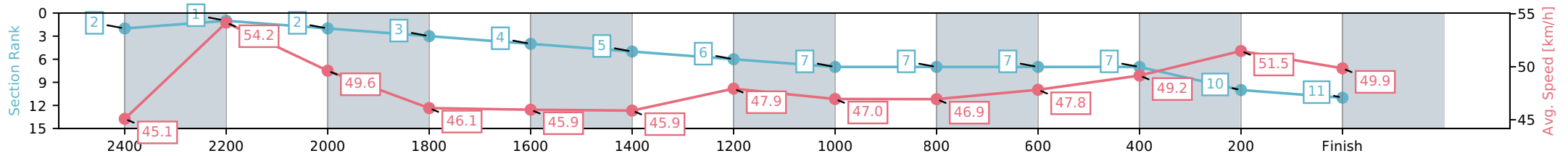
Cheviot Harness Racing Club Inc Harness
Race 10: CHEVIOT CONCRETE HANDICAP PACE - 2600m



19 April 2026 - 5:04PM

Weather: Fine

| Section | L2600 | L2400 | L2200 | L2000 | L1800 | L1600 | L1400 | L1200 | L1000 | L800 | L600 | L400 | L200 |
|------------------------|----------------------|--------------------------|--------------------------|--------------------------|--------------------------|--------------------------|--------------------------|--------------------------|--------------------------|--------------------------|--------------------------|---------------------------|---------------------------|
| Section Times | 3:17.01 (0:16.55) | 3:00.46 [1] (0:13.64) | 2:46.82 [2] (0:14.79) | 2:32.03 [3] (0:15.61) | 2:16.41 [4] (0:15.82) | 2:00.60 [5] (0:15.81) | 1:44.79 [6] (0:15.02) | 1:29.77 [7] (0:15.48) | 1:14.29 [7] (0:15.46) | 0:58.83 [7] (0:15.05) | 0:43.78 [7] (0:14.90) | 0:28.88 [10] (0:14.36) | 0:14.53 [11] (0:14.53) |
| Average Speed [km/h] | 45.1 | 54.2 | 49.6 | 46.1 | 45.9 | 45.9 | 47.9 | 47.0 | 46.9 | 47.8 | 49.2 | 51.5 | 49.9 |
| Top Speed [km/h] | 54.1 | 55.1 | 53.1 | 46.9 | 47.2 | 48.2 | 48.8 | 48.6 | 48.0 | 48.4 | 51.3 | 51.8 | 51.2 |
| Avg. Dist. to Rail [m] | 6.5 | 3.5 | 2.6 | 2.6 | 2.0 | 1.1 | 3.0 | 1.2 | 1.2 | 1.8 | 2.4 | 4.0 | 7.7 |



- [] Ranking at each section and finish
- :-:- No data available at this section
- NA No data available

| | |
|--------------------------------|--------------------------|
| Horse/Jockey Name | Blue Rock Dancer/R T May |
| Finish Rank | 12 |
| Fastest Section Time (Section) | 0:14.09 (2400-2200) |
| Top Speed [km/h] (Section) | 53.7 (2400-2200) |
| Race State | Finished |



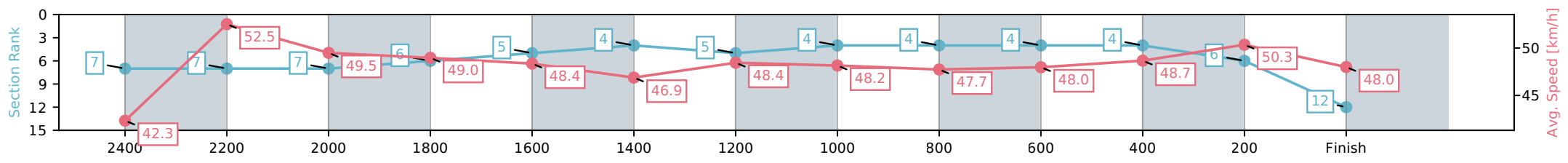
Cheviot Harness Racing Club Inc Harness
 Race 10: CHEVIOT CONCRETE HANDICAP PACE - 2600m



19 April 2026 - 5:04PM

Weather: Fine

| Section | L2600 | L2400 | L2200 | L2000 | L1800 | L1600 | L1400 | L1200 | L1000 | L800 | L600 | L400 | L200 |
|------------------------|----------------------|--------------------------|--------------------------|--------------------------|--------------------------|--------------------------|--------------------------|--------------------------|--------------------------|--------------------------|--------------------------|--------------------------|---------------------------|
| Section Times | 3:17.37 (0:17.65) | 2:59.72 [7] (0:14.09) | 2:45.64 [7] (0:14.82) | 2:30.81 [6] (0:14.71) | 2:16.10 [5] (0:15.18) | 2:00.92 [4] (0:15.68) | 1:45.24 [5] (0:14.86) | 1:30.38 [4] (0:15.28) | 1:15.10 [4] (0:15.40) | 0:59.70 [4] (0:15.00) | 0:44.70 [4] (0:15.10) | 0:29.60 [6] (0:14.52) | 0:15.08 [12] (0:15.08) |
| Average Speed [km/h] | 42.3 | 52.5 | 49.5 | 49.0 | 48.4 | 46.9 | 48.4 | 48.2 | 47.7 | 48.0 | 48.7 | 50.3 | 48.0 |
| Top Speed [km/h] | 53.3 | 53.7 | 51.6 | 49.9 | 48.8 | 48.3 | 50.2 | 50.0 | 48.4 | 48.3 | 49.9 | 50.8 | 50.8 |
| Avg. Dist. to Rail [m] | 6.3 | 3.6 | 2.8 | 4.3 | 3.6 | 2.8 | 4.9 | 2.8 | 2.8 | 3.7 | 3.1 | 2.5 | 5.8 |



[] Ranking at each section and finish
 -:-:- No data available at this section
 NA No data available

| | |
|--------------------------------|------------------------|
| Horse/Jockey Name | Kowhai Nugget/H M Sail |
| Finish Rank | 13 |
| Fastest Section Time (Section) | 0:14.04 (2400-2200) |
| Top Speed [km/h] (Section) | 52.8 (2400-2200) |
| Race State | Finished |



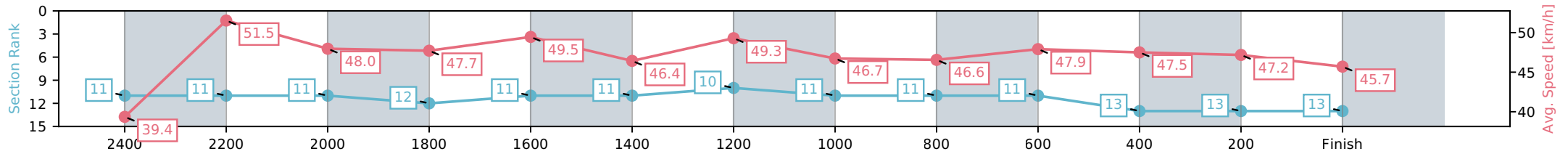
Cheviot Harness Racing Club Inc Harness
Race 10: CHEVIOT CONCRETE HANDICAP PACE - 2600m



19 April 2026 - 5:04PM

Weather: Fine

| Section | L2600 | L2400 | L2200 | L2000 | L1800 | L1600 | L1400 | L1200 | L1000 | L800 | L600 | L400 | L200 |
|------------------------|----------------------|---------------------------|---------------------------|---------------------------|---------------------------|---------------------------|---------------------------|---------------------------|---------------------------|---------------------------|---------------------------|---------------------------|---------------------------|
| Section Times | 3:20.26 (0:18.90) | 3:01.36 [11] (0:14.04) | 2:47.32 [11] (0:15.07) | 2:32.25 [12] (0:15.09) | 2:17.16 [11] (0:14.66) | 2:02.50 [11] (0:15.58) | 1:46.92 [10] (0:14.61) | 1:32.31 [11] (0:15.41) | 1:16.90 [11] (0:15.50) | 1:01.40 [11] (0:15.03) | 0:46.37 [13] (0:15.27) | 0:31.11 [13] (0:15.27) | 0:15.84 [13] (0:15.84) |
| Average Speed [km/h] | 39.4 | 51.5 | 48.0 | 47.7 | 49.5 | 46.4 | 49.3 | 46.7 | 46.6 | 47.9 | 47.5 | 47.2 | 45.7 |
| Top Speed [km/h] | 51.9 | 52.8 | 50.3 | 48.9 | 50.2 | 49.1 | 50.6 | 49.2 | 48.0 | 48.3 | 48.5 | 48.4 | 47.1 |
| Avg. Dist. to Rail [m] | 9.1 | 1.7 | 0.8 | 2.5 | 1.7 | 0.8 | 2.5 | 0.4 | 0.6 | 2.1 | 1.4 | 0.8 | 4.3 |



- [] Ranking at each section and finish
- :-:- No data available at this section
- NA No data available