



**Cheviot Harness Racing Club Inc Harness**  
 Race 11: CHEVIOT LICENSING TRUST HOTEL MOBILE PACE - 2600m  
 19 April 2026 - 5:30PM



Weather: Fine

Field Times (Race Tempo)                      3:13.90      3:01.72      2:47.33      2:31.56      2:16.16      2:00.35      1:44.84      1:30.13  
 (0:12.18)      (0:14.39)      (0:15.76)      (0:15.40)      (0:15.82)      (0:15.51)      (0:14.71)      (0:15.11)

Rank	TAB#	Horse	Overall Time	First 400m	Top Speed km/h (Section)	L2600	L2400	L2200	L2000	L1800	L1600	L1400	L1200
	(BAR#)	Driver	Margin (DT-W)	Last 600m	Fastest Section (Time)	Start - 2400	2400 - 2200	2200 - 2000	2000 - 1800	1800 - 1600	1600 - 1400	1400 - 1200	1200 - 1000
1	12	Jukebox Gypsy	3:13.90	0:28.74	54.2 (1000-800)	3:13.90	3:00.15 [11]	2:45.16 [11]	2:29.61 [11]	2:14.32 [12]	1:58.54 [12]	1:43.11 [12]	1:28.51 [11]
	(12)	S E O'Reilly		0:44.97	2600 - 2400 (0:13.75)	(0:13.75)	(0:14.99)	(0:15.55)	(0:15.29)	(0:15.78)	(0:15.43)	(0:14.60)	(0:14.68)
2	3	Style Council	3:14.00	0:26.90	56.4 (2600 - 2400)	3:14.00	3:01.59 [2]	2:47.10 [2]	2:31.31 [3]	2:15.94 [3]	2:00.12 [3]	1:44.60 [3]	1:29.91 [3]
	(3)	K G Cameron	0.6L (-26)	0:44.66	2600 - 2400 (0:12.41)	(0:12.41)	(0:14.49)	(0:15.79)	(0:15.37)	(0:15.82)	(0:15.52)	(0:14.70)	(0:15.14)
3	4	Rovert Decision	3:14.01	0:27.35	55.4 (2600 - 2400)	3:14.01	3:01.50 [3]	2:46.66 [4]	2:31.10 [4]	2:15.72 [4]	1:59.90 [4]	1:44.45 [4]	1:29.83 [4]
	(4)	O G Thornley	0.7L (-4)	0:44.52	2600 - 2400 (0:12.51)	(0:12.51)	(0:14.84)	(0:15.56)	(0:15.37)	(0:15.82)	(0:15.45)	(0:14.62)	(0:15.19)
4	6	Zoom X	3:14.03	0:26.58	58.0 (2600 - 2400)	3:14.03	3:01.85 [1]	2:47.46 [1]	2:31.69 [1]	2:16.29 [1]	2:00.48 [1]	1:44.97 [1]	1:30.26 [1]
	(6)	S J Ottley	0.8L (-27)	0:45.01	2600 - 2400 (0:12.18)	(0:12.18)	(0:14.40)	(0:15.76)	(0:15.40)	(0:15.82)	(0:15.51)	(0:14.71)	(0:15.11)
5	7	Not Over	3:14.09	0:27.08	54.9 (2600 - 2400)	3:14.09	3:01.47 [4]	2:47.01 [3]	2:31.48 [2]	2:16.10 [2]	2:00.28 [2]	1:44.82 [2]	1:30.20 [2]
	(7)	C J Dalgety	1.1L (-3)	0:44.90	2600 - 2400 (0:12.62)	(0:12.62)	(0:14.46)	(0:15.54)	(0:15.38)	(0:15.82)	(0:15.46)	(0:14.62)	(0:15.18)
6	5	Logan Rock	3:14.19	0:29.43	51.7 (800-600)	3:14.19	3:00.46 [10]	2:44.76 [14]	2:29.42 [13]	2:14.67 [11]	1:58.90 [11]	1:43.48 [11]	1:28.78 [12]
	(5)	G N Thornley	1.7L (-15)	0:44.04	2600 - 2400 (0:13.73)	(0:13.73)	(0:15.70)	(0:15.34)	(0:14.74)	(0:15.78)	(0:15.42)	(0:14.70)	(0:15.21)
7	8	Lilac Luxury	3:14.52	0:29.03	53.3 (200-0)	3:14.52	3:00.53 [14]	2:45.50 [12]	2:29.91 [12]	2:14.64 [13]	1:58.84 [13]	1:43.44 [13]	1:28.83 [13]
	(8)	R D Close	3.6L (+8)	0:44.24	200-0 (0:13.79)	(0:13.99)	(0:15.04)	(0:15.58)	(0:15.27)	(0:15.80)	(0:15.40)	(0:14.61)	(0:14.89)
8	9	Destiny's Dream	3:14.66	0:29.35	52.1 (800-600)	3:14.66	3:00.73 [13]	2:45.31 [13]	2:29.74 [14]	2:14.46 [14]	1:58.65 [14]	1:43.27 [14]	1:28.66 [14]
	(9)	J C Morrison	4.4L (+0)	0:44.24	2600 - 2400 (0:13.93)	(0:13.93)	(0:15.42)	(0:15.57)	(0:15.28)	(0:15.81)	(0:15.38)	(0:14.60)	(0:14.88)
9	10	Super Fund	3:14.73	0:27.84	53.2 (2600 - 2400)	3:14.73	3:01.47 [8]	2:46.90 [7]	2:31.32 [7]	2:15.97 [7]	2:00.14 [7]	1:44.68 [7]	1:29.96 [8]
	(10)	S J Thornley	4.8L (-19)	0:44.96	2600 - 2400 (0:13.26)	(0:13.26)	(0:14.58)	(0:15.58)	(0:15.34)	(0:15.83)	(0:15.46)	(0:14.71)	(0:15.21)
10	14	Trail Boss	3:15.14	0:28.38	53.5 (2600 - 2400)	3:15.14	3:01.30 [12]	2:46.76 [10]	2:31.28 [9]	2:15.98 [9]	2:00.19 [9]	1:44.74 [9]	1:30.04 [10]
	(U1)	S J Tomlinson	7.1L (-15)	0:45.02	2600 - 2400 (0:13.84)	(0:13.84)	(0:14.54)	(0:15.48)	(0:15.29)	(0:15.79)	(0:15.46)	(0:14.70)	(0:15.23)

Report Created: Sun 19 April 2026

(Note: Races are conducted over an approximate distance as close as possible to the advertised distance, and recorded data may vary accordingly. Official times refer to race times only and do not include handicap times.)

[ ] Position in running at each section and finish    TAB# Saddle cloth number

-:--:-- No data available at this section

NA No data available

DNT Did not track

BAR# Barrier/Gate Position

DNF Did not finish

DT-W Distance travelled compared to winner in metres

Fastest split

Fastest section





**Cheviot Harness Racing Club Inc Harness**  
 Race 11: CHEVIOT LICENSING TRUST HOTEL MOBILE PACE - 2600m  
 19 April 2026 - 5:30PM



Weather: Fine

Field Times (Race Tempo)      3:13.90 (0:12.18)    3:01.72 (0:14.39)    2:47.33 (0:15.76)    2:31.56 (0:15.40)    2:16.16 (0:15.82)    2:00.35 (0:15.51)    1:44.84 (0:14.71)    1:30.13 (0:15.11)

Rank	TAB#	Horse	Overall Time	First 400m	Top Speed km/h (Section)	L2600	L2400	L2200	L2000	L1800	L1600	L1400	L1200
	(BAR#)	Driver	Margin (DT-W)	Last 600m	Fastest Section (Time)	Start - 2400	2400 - 2200	2200 - 2000	2000 - 1800	1800 - 1600	1600 - 1400	1400 - 1200	1200 - 1000
11	2	Hey Tonight	3:15.34	0:27.65	53.8 (2400-2200)	3:15.34	3:02.43 [6]	2:47.69 [6]	2:32.12 [6]	2:16.75 [6]	2:00.94 [6]	1:45.50 [6]	1:30.89 [6]
	(2)	B N Orange	8.3L (+1)	0:45.98	2600 - 2400 (0:12.91)	(0:12.91)	(0:14.74)	(0:15.57)	(0:15.37)	(0:15.81)	(0:15.44)	(0:14.61)	(0:15.18)
12	11	Carrera Tranquilo	3:15.35	0:27.95	53.5 (2600 - 2400)	3:15.35	3:02.16 [7]	2:47.41 [8]	2:31.82 [8]	2:16.47 [8]	2:00.65 [8]	1:45.20 [8]	1:30.61 [7]
	(11)	R T May	8.3L (+5)	0:45.71	2600 - 2400 (0:13.19)	(0:13.19)	(0:14.76)	(0:15.59)	(0:15.36)	(0:15.82)	(0:15.44)	(0:14.60)	(0:15.19)
13	13	Matai Harry	3:15.61	0:28.29	52.6 (2600 - 2400)	3:15.61	3:02.08 [9]	2:47.32 [9]	2:31.73 [10]	2:16.42 [10]	2:00.59 [10]	1:45.18 [10]	1:30.56 [9]
	(13)	W J House	9.8L (+9)	0:45.65	2600 - 2400 (0:13.53)	(0:13.53)	(0:14.76)	(0:15.59)	(0:15.32)	(0:15.83)	(0:15.42)	(0:14.61)	(0:15.21)
14	1	Verducci	3:16.86	0:27.37	53.9 (2600 - 2400)	3:16.86	3:03.96 [5]	2:49.50 [5]	2:33.84 [5]	2:18.43 [5]	2:02.64 [5]	1:47.14 [5]	1:32.41 [5]
	(1)	J J A Young-Grant	16.9L (-30)	0:47.03	2600 - 2400 (0:12.90)	(0:12.90)	(0:14.47)	(0:15.66)	(0:15.41)	(0:15.79)	(0:15.50)	(0:14.74)	(0:15.16)

Report Created: Sun 19 April 2026

(Note: Races are conducted over an approximate distance as close as possible to the advertised distance, and recorded data may vary accordingly. Official times refer to race times only and do not include handicap times.)

[ ] Position in running at each section and finish    TAB# Saddle cloth number  
 -:-:- No data available at this section                BAR# Barrier/Gate Position  
 NA No data available                                        DNF Did not finish  
 DNT Did not track     DT-W Distance travelled compared to winner in metres

Fastest split  
 Fastest section





**Cheviot Harness Racing Club Inc Harness**  
 Race 11: CHEVIOT LICENSING TRUST HOTEL MOBILE PACE - 2600m  
 19 April 2026 - 5:30PM



Weather: Fine

Field Times                      1:15.02    0:59.69    0:44.97    0:29.77    0:14.64  
 (Race Tempo)                      (0:15.33)    (0:14.73)    (0:15.20)    (0:15.13)    (0:14.64)

Rank	TAB#	Horse	Overall Time	First 400m	Top Speed km/h (Section)	L1000	L800	L600	L400	L200			
	(BAR#)	Driver	Margin (DT-W)	Last 600m	Fastest Section (Time)	1000 - 800	800 - 600	600 - 400	400 - 200	200 - Finish			
1	12	Jukebox Gypsy	3:13.90	0:28.74	54.2 (1000-800)	1:13.82 [9]	0:59.39 [3]	0:44.96 [1]	0:29.77 [1]	0:14.64 [1]			
	(12)	S E O'Reilly		0:44.97	2600 - 2400 (0:13.75)	(0:14.44)	(0:14.42)	(0:15.20)	(0:15.13)	(0:14.64)			
2	3	Style Council	3:14.00	0:26.90	56.4 (2600 - 2400)	1:14.77 [3]	0:59.46 [4]	0:44.67 [4]	0:29.48 [4]	0:14.34 [4]			
	(3)	K G Cameron	0.6L (-26)	0:44.66	2600 - 2400 (0:12.41)	(0:15.31)	(0:14.79)	(0:15.19)	(0:15.13)	(0:14.34)			
3	4	Rovert Decision	3:14.01	0:27.35	55.4 (2600 - 2400)	1:14.64 [4]	0:59.37 [5]	0:44.52 [6]	0:29.29 [5]	0:14.28 [5]			
	(4)	O G Thornley	0.7L (-4)	0:44.52	2600 - 2400 (0:12.51)	(0:15.27)	(0:14.85)	(0:15.23)	(0:15.01)	(0:14.28)			
4	6	Zoom X	3:14.03	0:26.58	58.0 (2600 - 2400)	1:15.15 [1]	0:59.82 [1]	0:45.02 [2]	0:29.85 [2]	0:14.60 [2]			
	(6)	S J Ottley	0.8L (-27)	0:45.01	2600 - 2400 (0:12.18)	(0:15.33)	(0:14.80)	(0:15.17)	(0:15.24)	(0:14.60)			
5	7	Not Over	3:14.09	0:27.08	54.9 (2600 - 2400)	1:15.01 [2]	0:59.75 [2]	0:44.90 [3]	0:29.68 [3]	0:14.58 [3]			
	(7)	C J Dalgety	1.1L (-3)	0:44.90	2600 - 2400 (0:12.62)	(0:15.27)	(0:14.85)	(0:15.22)	(0:15.10)	(0:14.58)			
6	5	Logan Rock	3:14.19	0:29.43	51.7 (800-600)	1:13.57 [13]	0:58.41 [12]	0:44.04 [12]	0:28.85 [10]	0:14.22 [6]			
	(5)	G N Thornley	1.7L (-15)	0:44.04	2600 - 2400 (0:13.73)	(0:15.16)	(0:14.37)	(0:15.19)	(0:14.63)	(0:14.22)			
7	8	Lilac Luxury	3:14.52	0:29.03	53.3 (200-0)	1:13.94 [12]	0:58.70 [13]	0:44.24 [13]	0:28.78 [14]	0:13.79 [13]			
	(8)	R D Close	3.6L (+8)	0:44.24	200-0 (0:13.79)	(0:15.24)	(0:14.45)	(0:15.46)	(0:14.99)	(0:13.79)			
8	9	Destiny's Dream	3:14.66	0:29.35	52.1 (800-600)	1:13.78 [14]	0:58.53 [14]	0:44.24 [14]	0:28.98 [13]	0:14.38 [8]			
	(9)	J C Morrison	4.4L (+0)	0:44.24	2600 - 2400 (0:13.93)	(0:15.25)	(0:14.30)	(0:15.26)	(0:14.60)	(0:14.38)			
9	10	Super Fund	3:14.73	0:27.84	53.2 (2600 - 2400)	1:14.75 [8]	0:59.61 [8]	0:44.96 [8]	0:29.70 [8]	0:14.70 [7]			
	(10)	S J Thornley	4.8L (-19)	0:44.96	2600 - 2400 (0:13.26)	(0:15.14)	(0:14.65)	(0:15.26)	(0:15.00)	(0:14.70)			
10	14	Trail Boss	3:15.14	0:28.38	53.5 (2600 - 2400)	1:14.81 [11]	0:59.67 [10]	0:45.02 [11]	0:29.61 [12]	0:14.61 [11]			
	(U1)	S J Tomlinson	7.1L (-15)	0:45.02	2600 - 2400 (0:13.84)	(0:15.14)	(0:14.65)	(0:15.41)	(0:15.00)	(0:14.61)			

Report Created: Sun 19 April 2026

(Note: Races are conducted over an approximate distance as close as possible to the advertised distance, and recorded data may vary accordingly. Official times refer to race times only and do not include handicap times.)

[ ] Position in running at each section and finish    TAB# Saddle cloth number  
 -:-:- No data available at this section                      BAR# Barrier/Gate Position  
 NA No data available    DNF Did not finish  
 DNT Did not track    DT-W Distance travelled compared to winner in metres

Fastest split  
 Fastest section





**Cheviot Harness Racing Club Inc Harness**  
 Race 11: CHEVIOT LICENSING TRUST HOTEL MOBILE PACE - 2600m  
 19 April 2026 - 5:30PM



Weather: Fine

Field Times                      1:15.02    0:59.69    0:44.97    0:29.77    0:14.64  
 (Race Tempo)                    (0:15.33)   (0:14.73)   (0:15.20)   (0:15.13)   (0:14.64)

Rank	TAB#	Horse	Overall Time	First 400m	Top Speed km/h (Section)	L1000	L800	L600	L400	L200			
	(BAR#)	Driver	Margin (DT-W)	Last 600m	Fastest Section (Time)	1000 - 800	800 - 600	600 - 400	400 - 200	200 - Finish			
11	2	Hey Tonight	3:15.34	0:27.65	53.8 (2400-2200)	1:15.70 [6]	1:00.48 [6]	0:45.98 [5]	0:30.39 [6]	0:14.86 [10]			
	(2)	B N Orange	8.3L (+1)	0:45.98	2600 - 2400 (0:12.91)	(0:15.23)	(0:14.50)	(0:15.58)	(0:15.54)	(0:14.86)			
12	11	Carrera Tranquilo	3:15.35	0:27.95	53.5 (2600 - 2400)	1:15.41 [7]	1:00.20 [9]	0:45.71 [7]	0:30.14 [9]	0:14.82 [12]			
	(11)	R T May	8.3L (+5)	0:45.71	2600 - 2400 (0:13.19)	(0:15.21)	(0:14.50)	(0:15.57)	(0:15.32)	(0:14.82)			
13	13	Matai Harry	3:15.61	0:28.29	52.6 (2600 - 2400)	1:15.35 [10]	1:00.12 [11]	0:45.66 [10]	0:30.17 [11]	0:14.81 [14]			
	(13)	W J House	9.8L (+9)	0:45.65	2600 - 2400 (0:13.53)	(0:15.23)	(0:14.47)	(0:15.48)	(0:15.36)	(0:14.81)			
14	1	Verducci	3:16.86	0:27.37	53.9 (2600 - 2400)	1:17.25 [5]	1:01.99 [7]	0:47.03 [9]	0:31.84 [7]	0:16.47 [9]			
	(1)	J J A Young-Grant	16.9L (-30)	0:47.03	2600 - 2400 (0:12.90)	(0:15.26)	(0:14.96)	(0:15.19)	(0:15.37)	(0:16.47)			

Report Created: Sun 19 April 2026

(Note: Races are conducted over an approximate distance as close as possible to the advertised distance, and recorded data may vary accordingly. Official times refer to race times only and do not include handicap times.)

[ ] Position in running at each section and finish    TAB# Saddle cloth number  
 -:-:- No data available at this section                BAR# Barrier/Gate Position  
 NA No data available                                        DNF Did not finish  
 DNT Did not track     DT-W Distance travelled compared to winner in metres

Fastest split  
 Fastest section

Horse/Jockey Name	Jukebox Gypsy/S E O'Reilly
Finish Rank	1
Fastest Section Time (Section)	0:13.75 (2600 - 2400)
Top Speed [km/h] (Section)	54.2 (1000-800)
Race State	Finished



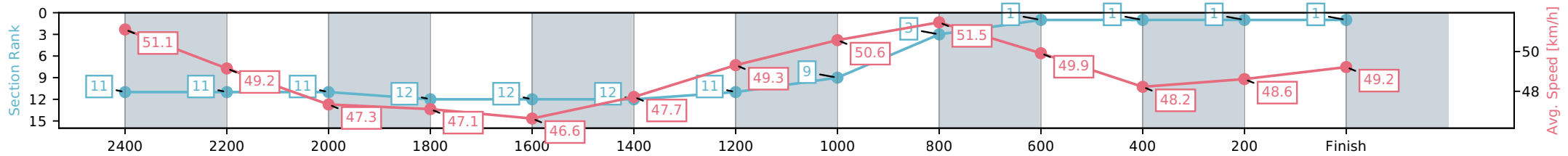
Cheviot Harness Racing Club Inc Harness  
 Race 11: CHEVIOT LICENSING TRUST HOTEL MOBILE  
 PACE - 2600m



19 April 2026 - 5:30PM

Weather: Fine

Section	L2600	L2400	L2200	L2000	L1800	L1600	L1400	L1200	L1000	L800	L600	L400	L200
Section Times	3:13.90 (0:13.75)	3:00.15 [11] (0:14.99)	2:45.16 [11] (0:15.55)	2:29.61 [12] (0:15.29)	2:14.32 [12] (0:15.78)	1:58.54 [12] (0:15.43)	1:43.11 [11] (0:14.60)	1:28.51 [9] (0:14.68)	1:13.82 [3] (0:14.44)	0:59.39 [1] (0:14.42)	0:44.96 [1] (0:15.20)	0:29.77 [1] (0:15.13)	0:14.64 [1] (0:14.64)
Average Speed [km/h]	51.1	49.2	47.3	47.1	46.6	47.7	49.3	50.6	51.5	49.9	48.2	48.6	49.2
Top Speed [km/h]	52.2	51.2	48.1	48.2	47.8	49.4	49.7	54.1	54.2	50.4	48.7	49.8	50.3
Avg. Dist. to Rail [m]	6.1	3.0	3.2	4.0	3.7	3.0	5.4	3.8	4.5	4.9	2.8	3.3	5.7



- [ ] Ranking at each section and finish
- :-:- No data available at this section
- NA No data available

Horse/Jockey Name	Style Council/K G Cameron
Finish Rank	2
Fastest Section Time (Section)	0:12.41 (2600 - 2400)
Top Speed [km/h] (Section)	56.4 (2600 - 2400)
Race State	Finished



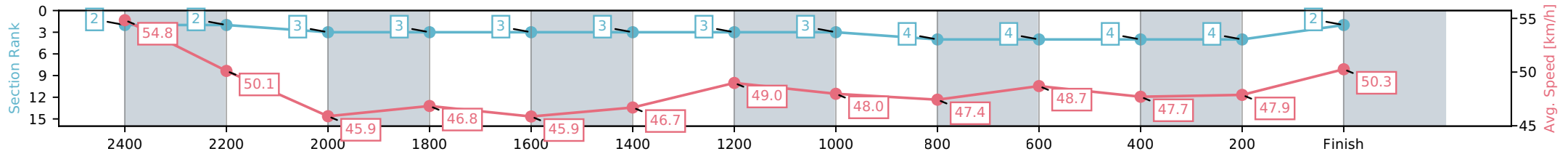
Cheviot Harness Racing Club Inc Harness  
 Race 11: CHEVIOT LICENSING TRUST HOTEL MOBILE  
 PACE - 2600m



19 April 2026 - 5:30PM

Weather: Fine

Section	L2600	L2400	L2200	L2000	L1800	L1600	L1400	L1200	L1000	L800	L600	L400	L200
Section Times	3:14.00 (0:12.41)	3:01.59 [2] (0:14.49)	2:47.10 [3] (0:15.79)	2:31.31 [3] (0:15.37)	2:15.94 [3] (0:15.82)	2:00.12 [3] (0:15.52)	1:44.60 [3] (0:14.70)	1:29.91 [3] (0:15.14)	1:14.77 [4] (0:15.31)	0:59.46 [4] (0:14.79)	0:44.67 [4] (0:15.19)	0:29.48 [4] (0:15.13)	0:14.34 [2] (0:14.34)
Average Speed [km/h]	54.8	50.1	45.9	46.8	45.9	46.7	49.0	48.0	47.4	48.7	47.7	47.9	50.3
Top Speed [km/h]	56.4	53.6	47.5	47.4	46.4	48.7	49.3	48.5	47.9	50.0	48.5	50.6	51.5
Avg. Dist. to Rail [m]	5.6	1.2	0.9	1.5	1.6	1.0	3.0	1.2	1.3	1.7	1.2	1.0	2.0



- [ ] Ranking at each section and finish
- :-:- No data available at this section
- NA No data available

Horse/Jockey Name	Rovert Decision/O G Thornley
Finish Rank	3
Fastest Section Time (Section)	0:12.51 (2600 - 2400)
Top Speed [km/h] (Section)	55.4 (2600 - 2400)
Race State	Finished



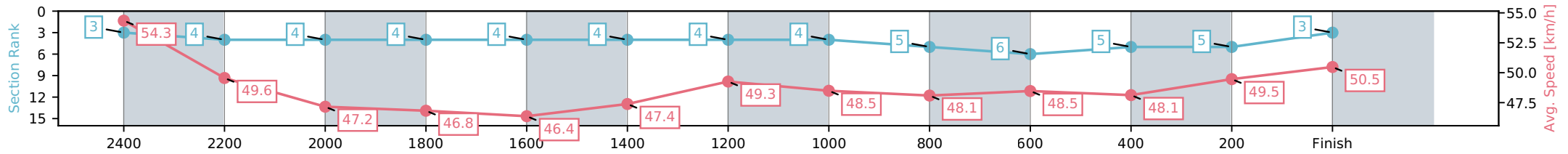
Cheviot Harness Racing Club Inc Harness  
 Race 11: CHEVIOT LICENSING TRUST HOTEL MOBILE  
 PACE - 2600m



19 April 2026 - 5:30PM

Weather: Fine

Section	L2600	L2400	L2200	L2000	L1800	L1600	L1400	L1200	L1000	L800	L600	L400	L200
Section Times	3:14.01 (0:12.51)	3:01.50 [4] (0:14.84)	2:46.66 [4] (0:15.56)	2:31.10 [4] (0:15.37)	2:15.72 [4] (0:15.82)	1:59.90 [4] (0:15.45)	1:44.45 [4] (0:14.62)	1:29.83 [4] (0:15.19)	1:14.64 [5] (0:15.27)	0:59.37 [6] (0:14.85)	0:44.52 [5] (0:15.23)	0:29.29 [5] (0:15.01)	0:14.28 [3] (0:14.28)
Average Speed [km/h]	54.3	49.6	47.2	46.8	46.4	47.4	49.3	48.5	48.1	48.5	48.1	49.5	50.5
Top Speed [km/h]	55.4	54.0	48.9	47.4	47.0	48.5	49.9	49.1	48.9	48.9	48.5	50.5	51.2
Avg. Dist. to Rail [m]	7.3	2.8	2.7	3.1	3.2	2.4	4.7	2.8	2.9	3.4	2.8	5.0	9.2



- [ ] Ranking at each section and finish
- :-:- No data available at this section
- NA No data available

Horse/Jockey Name	Zoom X/S J Ottley
Finish Rank	4
Fastest Section Time (Section)	0:12.18 (2600 - 2400)
Top Speed [km/h] (Section)	58.0 (2600 - 2400)
Race State	Finished



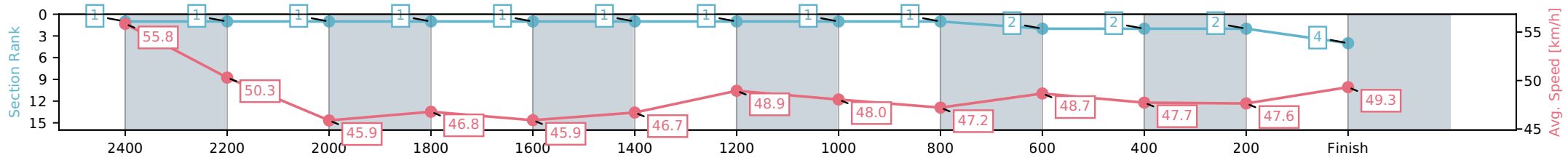
Cheviot Harness Racing Club Inc Harness  
 Race 11: CHEVIOT LICENSING TRUST HOTEL MOBILE  
 PACE - 2600m



19 April 2026 - 5:30PM

Weather: Fine

Section	L2600	L2400	L2200	L2000	L1800	L1600	L1400	L1200	L1000	L800	L600	L400	L200
Section Times	3:14.03 (0:12.18)	3:01.85 [1] (0:14.40)	2:47.46 [1] (0:15.76)	2:31.69 [1] (0:15.40)	2:16.29 [1] (0:15.82)	2:00.48 [1] (0:15.51)	1:44.97 [1] (0:14.71)	1:30.26 [1] (0:15.11)	1:15.15 [1] (0:15.33)	0:59.82 [2] (0:14.80)	0:45.02 [2] (0:15.17)	0:29.85 [2] (0:15.24)	0:14.60 [4] (0:14.60)
Average Speed [km/h]	55.8	50.3	45.9	46.8	45.9	46.7	48.9	48.0	47.2	48.7	47.7	47.6	49.3
Top Speed [km/h]	58.0	55.1	47.2	47.3	46.4	48.7	49.3	48.5	47.8	49.7	48.7	49.6	50.0
Avg. Dist. to Rail [m]	9.3	1.2	0.7	1.3	1.7	0.9	2.8	1.1	0.9	1.5	1.1	1.4	3.7



- [ ] Ranking at each section and finish
- :-:- No data available at this section
- NA No data available

Horse/Jockey Name	Not Over/C J Dalgety
Finish Rank	5
Fastest Section Time (Section)	0:12.62 (2600 - 2400)
Top Speed [km/h] (Section)	54.9 (2600 - 2400)
Race State	Finished



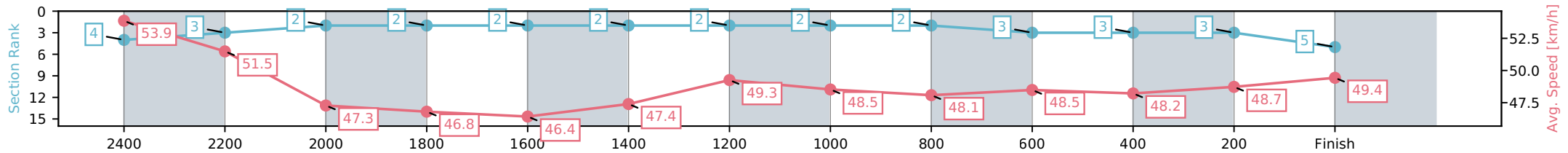
Cheviot Harness Racing Club Inc Harness  
 Race 11: CHEVIOT LICENSING TRUST HOTEL MOBILE  
 PACE - 2600m



19 April 2026 - 5:30PM

Weather: Fine

Section	L2600	L2400	L2200	L2000	L1800	L1600	L1400	L1200	L1000	L800	L600	L400	L200
Section Times	3:14.09 (0:12.62)	3:01.47 [3] (0:14.46)	2:47.01 [2] (0:15.54)	2:31.48 [2] (0:15.38)	2:16.10 [2] (0:15.82)	2:00.28 [2] (0:15.46)	1:44.82 [2] (0:14.62)	1:30.20 [2] (0:15.18)	1:15.01 [2] (0:15.27)	0:59.75 [3] (0:14.85)	0:44.90 [3] (0:15.22)	0:29.68 [3] (0:15.10)	0:14.58 [5] (0:14.58)
Average Speed [km/h]	53.9	51.5	47.3	46.8	46.4	47.4	49.3	48.5	48.1	48.5	48.2	48.7	49.4
Top Speed [km/h]	54.9	54.7	49.6	47.4	47.1	48.5	49.8	49.1	48.9	48.7	48.5	50.3	50.3
Avg. Dist. to Rail [m]	11.4	4.4	3.0	3.4	3.3	2.5	4.9	2.9	2.9	3.5	2.9	3.7	7.5



- [ ] Ranking at each section and finish
- :-:- No data available at this section
- NA No data available

Horse/Jockey Name	Logan Rock/G N Thornley
Finish Rank	6
Fastest Section Time (Section)	0:13.73 (2600 - 2400)
Top Speed [km/h] (Section)	51.7 (800-600)
Race State	Finished



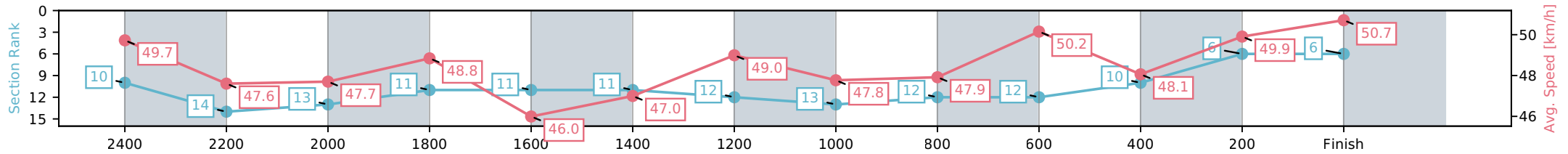
Cheviot Harness Racing Club Inc Harness  
 Race 11: CHEVIOT LICENSING TRUST HOTEL MOBILE  
 PACE - 2600m



19 April 2026 - 5:30PM

Weather: Fine

Section	L2600	L2400	L2200	L2000	L1800	L1600	L1400	L1200	L1000	L800	L600	L400	L200
Section Times	3:14.19 (0:13.73)	3:00.46 [14] (0:15.70)	2:44.76 [13] (0:15.34)	2:29.42 [11] (0:14.74)	2:14.67 [11] (0:15.78)	1:58.90 [11] (0:15.42)	1:43.48 [12] (0:14.70)	1:28.78 [13] (0:15.21)	1:13.57 [12] (0:15.16)	0:58.41 [12] (0:14.37)	0:44.04 [10] (0:15.19)	0:28.85 [6] (0:14.63)	0:14.22 [6] (0:14.22)
Average Speed [km/h]	49.7	47.6	47.7	48.8	46.0	47.0	49.0	47.8	47.9	50.2	48.1	49.9	50.7
Top Speed [km/h]	51.0	49.2	50.1	50.3	47.0	49.1	49.6	49.3	50.2	51.7	49.2	51.2	51.5
Avg. Dist. to Rail [m]	9.6	5.0	3.1	2.0	1.7	1.1	3.0	1.2	1.4	1.5	1.9	2.4	5.1



- [ ] Ranking at each section and finish
- :-:- No data available at this section
- NA No data available

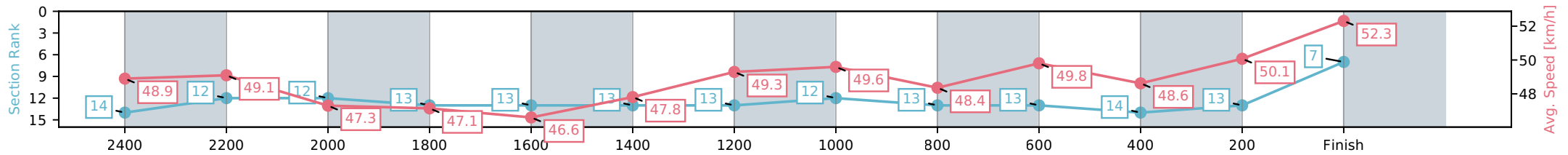
Horse/Jockey Name	Lilac Luxury/R D Close
Finish Rank	7
Fastest Section Time (Section)	0:13.79 (200-0)
Top Speed [km/h] (Section)	53.3 (200-0)
Race State	Finished



Cheviot Harness Racing Club Inc Harness  
 Race 11: CHEVIOT LICENSING TRUST HOTEL MOBILE  
 PACE - 2600m  
 19 April 2026 - 5:30PM  
 Weather: Fine



Section	L2600	L2400	L2200	L2000	L1800	L1600	L1400	L1200	L1000	L800	L600	L400	L200
Section Times	3:14.52 (0:13.99)	3:00.53 [12] (0:15.04)	2:45.50 [12] (0:15.58)	2:29.91 [13] (0:15.27)	2:14.64 [13] (0:15.80)	1:58.84 [13] (0:15.40)	1:43.44 [13] (0:14.61)	1:28.83 [12] (0:14.89)	1:13.94 [13] (0:15.24)	0:58.70 [13] (0:14.45)	0:44.24 [14] (0:15.46)	0:28.78 [13] (0:14.99)	0:13.79 [7] (0:13.79)
Average Speed [km/h]	48.9	49.1	47.3	47.1	46.6	47.8	49.3	49.6	48.4	49.8	48.6	50.1	52.3
Top Speed [km/h]	50.0	51.4	48.0	48.6	47.4	49.4	49.9	51.5	50.6	50.9	49.1	51.4	53.3
Avg. Dist. to Rail [m]	12.2	3.2	3.3	4.0	3.8	3.0	5.5	3.2	3.3	5.1	6.0	5.9	7.3



- [ ] Ranking at each section and finish
- :-:- No data available at this section
- NA No data available

Horse/Jockey Name	Destiny's Dream/J C Morrison
Finish Rank	8
Fastest Section Time (Section)	0:13.93 (2600 - 2400)
Top Speed [km/h] (Section)	52.1 (800-600)
Race State	Finished



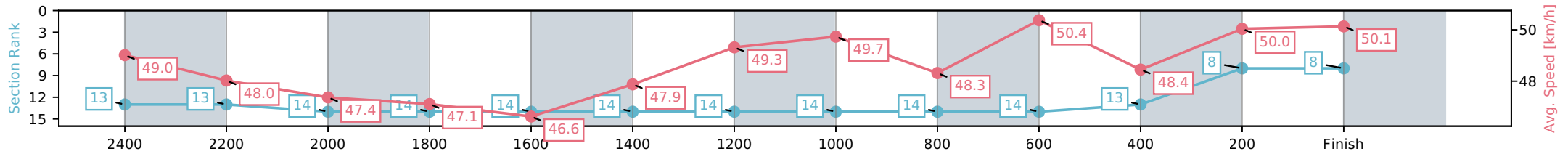
Cheviot Harness Racing Club Inc Harness  
 Race 11: CHEVIOT LICENSING TRUST HOTEL MOBILE  
 PACE - 2600m



19 April 2026 - 5:30PM

Weather: Fine

Section	L2600	L2400	L2200	L2000	L1800	L1600	L1400	L1200	L1000	L800	L600	L400	L200
Section Times	3:14.66 (0:13.93)	3:00.73 [13] (0:15.42)	2:45.31 [14] (0:15.57)	2:29.74 [14] (0:15.28)	2:14.46 [14] (0:15.81)	1:58.65 [14] (0:15.38)	1:43.27 [14] (0:14.60)	1:28.66 [14] (0:14.88)	1:13.78 [14] (0:15.25)	0:58.53 [14] (0:14.30)	0:44.24 [13] (0:15.26)	0:28.98 [8] (0:14.60)	0:14.38 [8] (0:14.38)
Average Speed [km/h]	49.0	48.0	47.4	47.1	46.6	47.9	49.3	49.7	48.3	50.4	48.4	50.0	50.1
Top Speed [km/h]	51.1	52.1	48.1	48.3	47.4	49.6	49.9	52.1	51.0	52.1	49.4	51.2	51.1
Avg. Dist. to Rail [m]	15.2	4.1	3.3	4.0	3.9	3.1	5.6	3.4	3.4	3.1	3.7	2.3	2.7



- [ ] Ranking at each section and finish
- :-:- No data available at this section
- NA No data available

Horse/Jockey Name	Super Fund/S J Thornley
Finish Rank	9
Fastest Section Time (Section)	0:13.26 (2600 - 2400)
Top Speed [km/h] (Section)	53.2 (2600 - 2400)
Race State	Finished



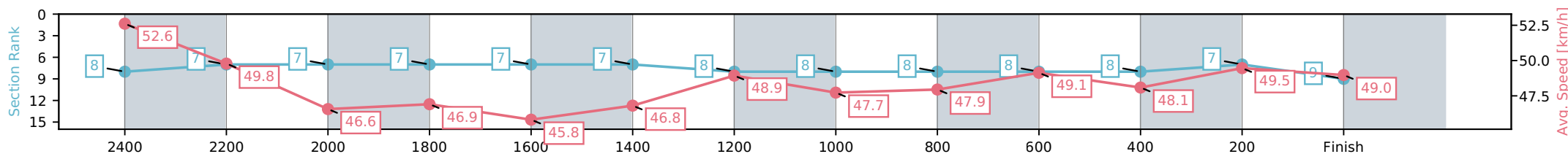
Cheviot Harness Racing Club Inc Harness  
 Race 11: CHEVIOT LICENSING TRUST HOTEL MOBILE  
 PACE - 2600m



19 April 2026 - 5:30PM

Weather: Fine

Section	L2600	L2400	L2200	L2000	L1800	L1600	L1400	L1200	L1000	L800	L600	L400	L200
Section Times	3:14.73 (0:13.26)	3:01.47 [7] (0:14.58)	2:46.90 [7] (0:15.58)	2:31.32 [7] (0:15.34)	2:15.97 [7] (0:15.83)	2:00.14 [7] (0:15.46)	1:44.68 [8] (0:14.71)	1:29.96 [8] (0:15.21)	1:14.75 [8] (0:15.14)	0:59.61 [8] (0:14.65)	0:44.96 [8] (0:15.26)	0:29.70 [7] (0:15.00)	0:14.70 [9] (0:14.70)
Average Speed [km/h]	52.6	49.8	46.6	46.9	45.8	46.8	48.9	47.7	47.9	49.1	48.1	49.5	49.0
Top Speed [km/h]	53.2	53.2	48.9	47.7	46.6	48.6	49.5	48.7	50.1	50.6	48.7	50.6	50.4
Avg. Dist. to Rail [m]	3.1	1.2	1.1	1.5	1.5	1.0	2.8	1.2	1.4	3.3	2.8	5.1	9.8



- [ ] Ranking at each section and finish
- :-:- No data available at this section
- NA No data available

Horse/Jockey Name	Trail Boss/S J Tomlinson
Finish Rank	10
Fastest Section Time (Section)	0:13.84 (2600 - 2400)
Top Speed [km/h] (Section)	53.5 (2600 - 2400)
Race State	Finished



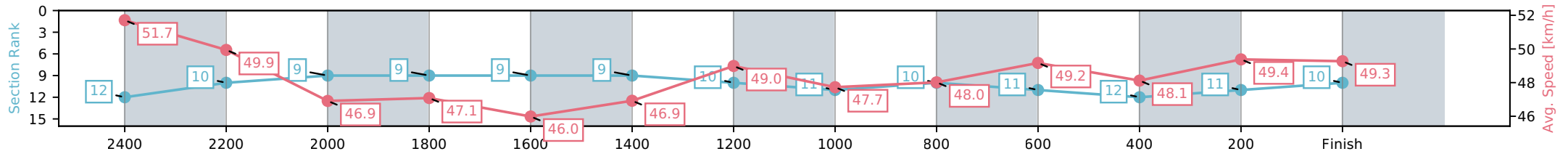
Cheviot Harness Racing Club Inc Harness  
 Race 11: CHEVIOT LICENSING TRUST HOTEL MOBILE  
 PACE - 2600m



19 April 2026 - 5:30PM

Weather: Fine

Section	L2600	L2400	L2200	L2000	L1800	L1600	L1400	L1200	L1000	L800	L600	L400	L200
Section Times	3:15.14 (0:13.84)	3:01.30 [10] (0:14.54)	2:46.76 [9] (0:15.48)	2:31.28 [9] (0:15.29)	2:15.98 [9] (0:15.79)	2:00.19 [9] (0:15.46)	1:44.74 [10] (0:14.70)	1:30.04 [11] (0:15.23)	1:14.81 [10] (0:15.14)	0:59.67 [11] (0:14.65)	0:45.02 [12] (0:15.41)	0:29.61 [11] (0:15.00)	0:14.61 [10] (0:14.61)
Average Speed [km/h]	51.7	49.9	46.9	47.1	46.0	46.9	49.0	47.7	48.0	49.2	48.1	49.4	49.3
Top Speed [km/h]	53.5	53.0	48.4	47.9	47.0	48.8	49.6	49.0	49.9	50.4	48.6	50.6	50.7
Avg. Dist. to Rail [m]	6.8	1.2	1.3	1.9	1.7	1.1	3.1	1.3	1.6	3.3	4.1	4.2	5.1



- [ ] Ranking at each section and finish
- :-:- No data available at this section
- NA No data available

Horse/Jockey Name	Hey Tonight/B N Orange
Finish Rank	11
Fastest Section Time (Section)	0:12.91 (2600 - 2400)
Top Speed [km/h] (Section)	53.8 (2400-2200)
Race State	Finished



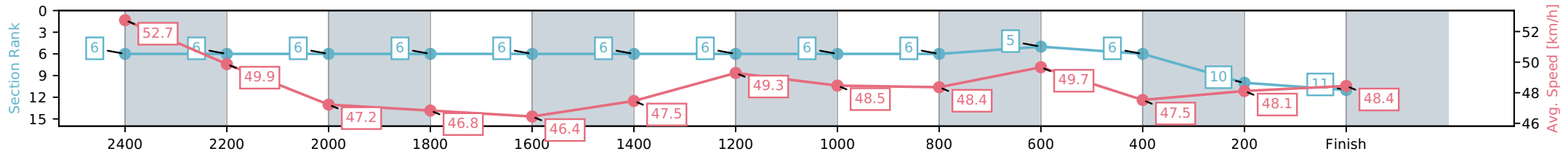
Cheviot Harness Racing Club Inc Harness  
 Race 11: CHEVIOT LICENSING TRUST HOTEL MOBILE  
 PACE - 2600m



19 April 2026 - 5:30PM

Weather: Fine

Section	L2600	L2400	L2200	L2000	L1800	L1600	L1400	L1200	L1000	L800	L600	L400	L200
Section Times	3:15.34 (0:12.91)	3:02.43 [6] (0:14.74)	2:47.69 [6] (0:15.57)	2:32.12 [6] (0:15.37)	2:16.75 [6] (0:15.81)	2:00.94 [6] (0:15.44)	1:45.50 [6] (0:14.61)	1:30.89 [6] (0:15.18)	1:15.70 [6] (0:15.23)	1:00.48 [5] (0:14.50)	0:45.98 [6] (0:15.58)	0:30.39 [10] (0:15.54)	0:14.86 [11] (0:14.86)
Average Speed [km/h]	52.7	49.9	47.2	46.8	46.4	47.5	49.3	48.5	48.4	49.7	47.5	48.1	48.4
Top Speed [km/h]	53.7	53.8	48.9	47.4	47.2	48.9	49.7	49.3	49.4	50.2	48.4	50.1	50.1
Avg. Dist. to Rail [m]	4.8	2.8	2.9	3.4	3.3	2.5	4.8	2.8	3.3	5.1	4.3	5.7	8.5



- [ ] Ranking at each section and finish
- :-:- No data available at this section
- NA No data available

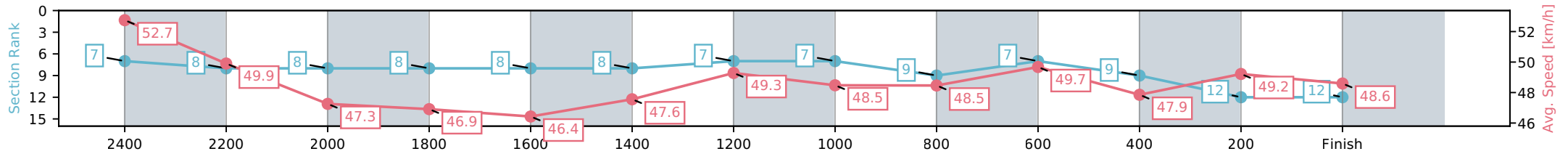
Horse/Jockey Name	Carrera Tranquilo/R T May
Finish Rank	12
Fastest Section Time (Section)	0:13.19 (2600 - 2400)
Top Speed [km/h] (Section)	53.5 (2600 - 2400)
Race State	Finished



Cheviot Harness Racing Club Inc Harness  
 Race 11: CHEVIOT LICENSING TRUST HOTEL MOBILE  
 PACE - 2600m  
 19 April 2026 - 5:30PM  
 Weather: Fine



Section	L2600	L2400	L2200	L2000	L1800	L1600	L1400	L1200	L1000	L800	L600	L400	L200
Section Times	3:15.35 (0:13.19)	3:02.16 [8] (0:14.76)	2:47.41 [8] (0:15.59)	2:31.82 [8] (0:15.36)	2:16.47 [8] (0:15.82)	2:00.65 [8] (0:15.44)	1:45.20 [7] (0:14.60)	1:30.61 [7] (0:15.19)	1:15.41 [9] (0:15.21)	1:00.20 [7] (0:14.50)	0:45.71 [9] (0:15.57)	0:30.14 [12] (0:15.32)	0:14.82 [12] (0:14.82)
Average Speed [km/h]	52.7	49.9	47.3	46.9	46.4	47.6	49.3	48.5	48.5	49.7	47.9	49.2	48.6
Top Speed [km/h]	53.5	53.4	48.8	47.6	47.4	48.9	49.8	49.3	49.8	50.0	48.4	50.8	51.0
Avg. Dist. to Rail [m]	5.1	3.0	3.2	3.6	3.4	2.7	5.1	2.9	3.4	5.1	4.8	7.2	10.8



- [ ] Ranking at each section and finish
- :-:- No data available at this section
- NA No data available

Horse/Jockey Name	Matai Harry/W J House
Finish Rank	13
Fastest Section Time (Section)	0:13.53 (2600 - 2400)
Top Speed [km/h] (Section)	52.6 (2600 - 2400)
Race State	Finished



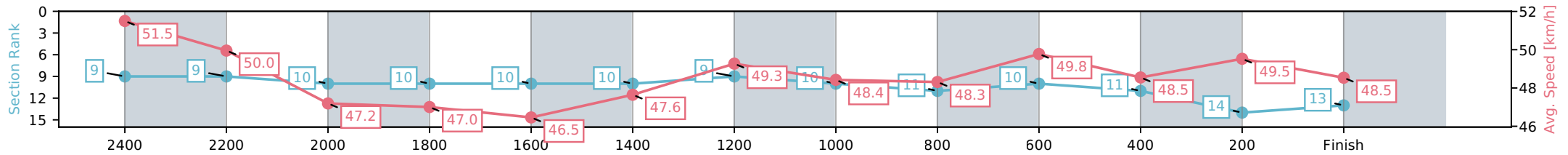
Cheviot Harness Racing Club Inc Harness  
 Race 11: CHEVIOT LICENSING TRUST HOTEL MOBILE  
 PACE - 2600m



19 April 2026 - 5:30PM

Weather: Fine

Section	L2600	L2400	L2200	L2000	L1800	L1600	L1400	L1200	L1000	L800	L600	L400	L200
Section Times	3:15.61 (0:13.53)	3:02.08 [9] (0:14.76)	2:47.32 [10] (0:15.59)	2:31.73 [10] (0:15.32)	2:16.42 [10] (0:15.83)	2:00.59 [10] (0:15.42)	1:45.18 [9] (0:14.61)	1:30.56 [10] (0:15.21)	1:15.35 [11] (0:15.23)	1:00.12 [10] (0:14.47)	0:45.66 [11] (0:15.48)	0:30.17 [14] (0:15.36)	0:14.81 [13] (0:14.81)
Average Speed [km/h]	51.5	50.0	47.2	47.0	46.5	47.6	49.3	48.4	48.3	49.8	48.5	49.5	48.5
Top Speed [km/h]	52.6	52.5	48.7	47.8	47.3	49.0	49.7	49.8	50.2	50.5	49.0	51.1	51.5
Avg. Dist. to Rail [m]	7.7	3.2	3.1	3.8	3.5	2.8	5.1	2.8	3.2	5.0	5.9	8.4	12.5



- [ ] Ranking at each section and finish
- :-:- No data available at this section
- NA No data available

Horse/Jockey Name	Verducci/J J A Young-Grant
Finish Rank	14
Fastest Section Time (Section)	0:12.90 (2600 - 2400)
Top Speed [km/h] (Section)	53.9 (2600 - 2400)
Race State	Finished



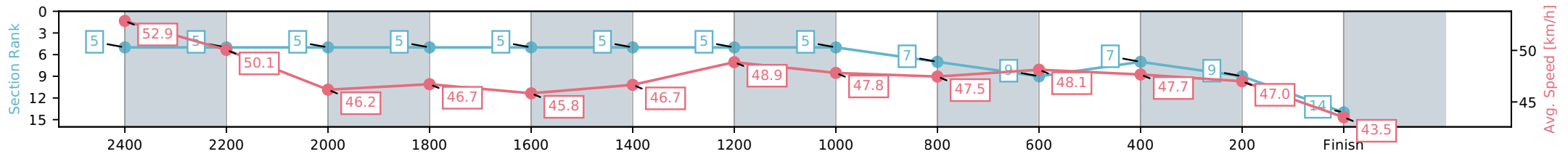
Cheviot Harness Racing Club Inc Harness  
 Race 11: CHEVIOT LICENSING TRUST HOTEL MOBILE  
 PACE - 2600m



19 April 2026 - 5:30PM

Weather: Fine

Section	L2600	L2400	L2200	L2000	L1800	L1600	L1400	L1200	L1000	L800	L600	L400	L200
Section Times	3:16.86 (0:12.90)	3:03.96 [5] (0:14.47)	2:49.50 [5] (0:15.66)	2:33.84 [5] (0:15.41)	2:18.43 [5] (0:15.79)	2:02.64 [5] (0:15.50)	1:47.14 [5] (0:14.74)	1:32.41 [5] (0:15.16)	1:17.25 [7] (0:15.26)	1:01.99 [9] (0:14.96)	0:47.03 [7] (0:15.19)	0:31.84 [9] (0:15.37)	0:16.47 [14] (0:16.47)
Average Speed [km/h]	52.9	50.1	46.2	46.7	45.8	46.7	48.9	47.8	47.5	48.1	47.7	47.0	43.5
Top Speed [km/h]	53.9	53.6	48.5	47.4	46.4	48.7	49.2	48.5	48.4	48.7	47.9	47.8	47.9
Avg. Dist. to Rail [m]	2.9	0.9	0.7	1.3	1.2	0.7	2.6	1.0	1.0	1.4	1.0	0.8	2.0



- [ ] Ranking at each section and finish
- :-:- No data available at this section
- NA No data available