



NZ Metropolitan Trotting Club Inc Harness
 Race 1: REMEMBERING COLIN BERRY HANDICAP TROT - 2600m
 24 April 2026 - 3:13PM



Weather: Fine

Field Times (Race Tempo) 3:18.88 (0:17.61) 3:01.27 (0:15.03) 2:46.24 (0:15.43) 2:30.81 (0:15.36) 2:15.45 (0:15.26) 2:00.19 (0:15.13) 1:45.06 (0:15.31) 1:29.75 (0:15.36)

Rank	TAB#	Horse	Overall Time	First 400m	Top Speed km/h (Section)	L2600	L2400	L2200	L2000	L1800	L1600	L1400	L1200
	(BAR#)	Driver	Margin (DT-W)	Last 600m	Fastest Section (Time)	Start - 2400	2400 - 2200	2200 - 2000	2000 - 1800	1800 - 1600	1600 - 1400	1400 - 1200	1200 - 1000
1	11	Tetrick(AUS)	3:18.88	0:34.64	52.1 (2000-1800)	3:18.88	2:59.88 [9]	2:44.24 [12]	2:28.88 [10]	2:14.91 [4]	2:00.19 [1]	1:45.06 [1]	1:29.75 [1]
	(U2)	B T Graham		0:43.87	2000-1800 (0:13.97)	(0:19.00)	(0:15.64)	(0:15.36)	(0:13.97)	(0:14.72)	(0:15.13)	(0:15.31)	(0:15.36)
2	7	Luvavici	3:19.22	0:33.22	51.6 (2200-2000)	3:19.22	3:00.86 [5]	2:46.00 [3]	2:31.15 [1]	2:15.79 [1]	2:00.30 [2]	1:45.10 [2]	1:29.78 [2]
	(3)	S L Whatuira	1.9L (-13)	0:43.90	400-200 (0:14.37)	(0:18.36)	(0:14.86)	(0:14.85)	(0:15.36)	(0:15.49)	(0:15.20)	(0:15.32)	(0:15.35)
3	3	Wanna Play A Game	3:19.52	0:32.64	51.7 (2600 - 2400)	3:19.52	3:01.91 [1]	2:46.88 [1]	2:31.11 [2]	2:15.77 [2]	2:00.23 [3]	1:45.04 [3]	1:29.76 [3]
	(3)	S J Ottley	3.6L (-18)	0:43.85	400-200 (0:14.32)	(0:17.61)	(0:15.03)	(0:15.77)	(0:15.34)	(0:15.54)	(0:15.19)	(0:15.28)	(0:15.38)
4	4	Holly Highlander	3:19.75	0:33.00	50.9 (400-200)	3:19.75	3:02.03 [2]	2:46.75 [2]	2:30.98 [3]	2:15.64 [5]	2:00.04 [5]	1:44.91 [5]	1:29.63 [5]
	(4)	R T May	5.0L (-20)	0:43.73	400-200 (0:14.37)	(0:17.72)	(0:15.28)	(0:15.77)	(0:15.33)	(0:15.60)	(0:15.13)	(0:15.28)	(0:15.35)
5	2	Didn't Di	3:20.12	0:33.99	51.4 (200-0)	3:20.12	3:01.68 [6]	2:46.12 [6]	2:30.72 [6]	2:15.96 [6]	2:00.24 [6]	1:45.00 [6]	1:29.81 [6]
	(2)	T P Duley	7.1L (+3)	0:44.27	400-200 (0:14.56)	(0:18.44)	(0:15.55)	(0:15.40)	(0:14.76)	(0:15.72)	(0:15.24)	(0:15.20)	(0:15.36)
6	5	Millie Let Loose	3:20.50	0:34.10	52.8 (200-0)	3:20.50	3:01.72 [8]	2:46.40 [7]	2:30.68 [9]	2:15.33 [12]	1:59.62 [12]	1:44.60 [11]	1:29.36 [11]
	(1)	J C Morrison	9.2L (-17)	0:43.47	200-0 (0:14.32)	(0:18.78)	(0:15.32)	(0:15.72)	(0:15.35)	(0:15.72)	(0:15.02)	(0:15.24)	(0:15.31)
7	6	Cormoran Strike	3:20.54	0:33.32	50.4 (2400-2200)	3:20.54	3:02.44 [3]	2:47.22 [4]	2:31.44 [4]	2:16.12 [7]	2:00.47 [7]	1:45.38 [7]	1:30.11 [7]
	(2)	R D Close	9.4L (-19)	0:44.17	400-200 (0:14.65)	(0:18.10)	(0:15.22)	(0:15.78)	(0:15.32)	(0:15.65)	(0:15.09)	(0:15.27)	(0:15.35)
8	8	Paige	3:20.91	0:34.29	50.8 (400-200)	3:20.91	3:01.88 [10]	2:46.62 [8]	2:31.21 [8]	2:16.45 [8]	2:00.72 [8]	1:45.49 [8]	1:30.28 [8]
	(4)	S J Tomlinson	11.6L (+7)	0:44.76	400-200 (0:14.71)	(0:19.03)	(0:15.26)	(0:15.41)	(0:14.76)	(0:15.73)	(0:15.23)	(0:15.21)	(0:15.36)
9	12	Styrax	3:20.97	0:34.38	51.1 (2200-2000)	3:20.97	3:02.24 [7]	2:46.59 [9]	2:31.60 [5]	2:17.07 [3]	2:01.47 [4]	1:46.24 [4]	1:31.04 [4]
	(U3)	J W Cox	11.9L (+7)	0:45.51	2000-1800 (0:14.53)	(0:18.73)	(0:15.65)	(0:14.99)	(0:14.53)	(0:15.60)	(0:15.23)	(0:15.19)	(0:15.42)
10	10	Mavis Jones	3:21.02	0:34.62	50.7 (200-0)	3:21.02	3:01.66 [11]	2:46.40 [11]	2:31.00 [11]	2:16.23 [9]	2:00.50 [10]	1:45.26 [10]	1:30.05 [10]
	(U1)	G N Thornley	12.2L (+6)	0:44.52	200-0 (0:14.73)	(0:19.36)	(0:15.26)	(0:15.41)	(0:14.76)	(0:15.73)	(0:15.24)	(0:15.21)	(0:15.36)

Report Created: Fri 24 April 2026

(Note: Races are conducted over an approximate distance as close as possible to the advertised distance, and recorded data may vary accordingly. Official times refer to race times only and do not include handicap times.)

[] Position in running at each section and finish TAB# Saddle cloth number

-:-:- No data available at this section

NA No data available

DNT Did not track

BAR# Barrier/Gate Position

DNF Did not finish

DT-W Distance travelled compared to winner in metres

Fastest split

Fastest section



NZ Metropolitan Trotting Club Inc Harness
 Race 1: REMEMBERING COLIN BERRY HANDICAP TROT - 2600m
 24 April 2026 - 3:13PM



Weather: Fine

Field Times (Race Tempo) 3:18.88 (0:17.61) 3:01.27 (0:15.03) 2:46.24 (0:15.43) 2:30.81 (0:15.36) 2:15.45 (0:15.26) 2:00.19 (0:15.13) 1:45.06 (0:15.31) 1:29.75 (0:15.36)

Rank	TAB#	Horse	Overall Time	First 400m	Top Speed km/h (Section)	L2600	L2400	L2200	L2000	L1800	L1600	L1400	L1200
	(BAR#)	Driver	Margin (DT-W)	Last 600m	Fastest Section (Time)	Start - 2400	2400 - 2200	2200 - 2000	2000 - 1800	1800 - 1600	1600 - 1400	1400 - 1200	1200 - 1000
11	1	Rowdy Yates	3:21.31	0:33.67	51.2 (200-0)	3:21.31	3:02.98 [4]	2:47.64 [5]	2:31.67 [7]	2:16.39 [10]	2:00.86 [9]	1:45.82 [9]	1:30.63 [9]
	(1)	P C Nairn	13.9L (-12)	0:44.54	400-200 (0:14.52)	(0:18.33)	(0:15.34)	(0:15.97)	(0:15.28)	(0:15.53)	(0:15.04)	(0:15.18)	(0:15.43)
12	9	Sunny Louis	3:21.62	0:34.55	51.8 (400-200)	3:21.62	3:02.13 [12]	2:47.08 [10]	2:31.46 [12]	2:16.46 [11]	2:00.79 [11]	1:45.52 [12]	1:30.34 [12]
	(5)	S J Thornley	15.7L (+2)	0:44.83	400-200 (0:14.56)	(0:19.49)	(0:15.06)	(0:15.62)	(0:15.00)	(0:15.67)	(0:15.26)	(0:15.19)	(0:15.35)

Report Created: Fri 24 April 2026

(Note: Races are conducted over an approximate distance as close as possible to the advertised distance, and recorded data may vary accordingly. Official times refer to race times only and do not include handicap times.)

[] Position in running at each section and finish TAB# Saddle cloth number
 -:-:- No data available at this section BAR# Barrier/Gate Position
 NA No data available DNF Did not finish
 DNT Did not track DT-W Distance travelled compared to winner in metres

Fastest split
 Fastest section



NZ Metropolitan Trotting Club Inc Harness
 Race 1: REMEMBERING COLIN BERRY HANDICAP TROT - 2600m
 24 April 2026 - 3:13PM



Weather: Fine

Field Times
 (Race Tempo) 1:14.39 0:58.72 0:43.87 0:29.19 0:14.81
 (0:15.67) (0:14.86) (0:14.68) (0:14.38) (0:14.81)

Rank	TAB#	Horse	Overall Time	First 400m	Top Speed km/h (Section)	L1000	L800	L600	L400	L200			
	(BAR#)	Driver	Margin (DT-W)	Last 600m	Fastest Section (Time)	1000 - 800	800 - 600	600 - 400	400 - 200	200 - Finish			
1	11	Tetrick(AUS)	3:18.88	0:34.64	52.1 (2000-1800)	1:14.39 [1]	0:58.72 [1]	0:43.87 [1]	0:29.19 [1]	0:14.81 [1]			
	(U2)	B T Graham		0:43.87	2000-1800 (0:13.97)	(0:15.67)	(0:14.86)	(0:14.68)	(0:14.38)	(0:14.81)			
2	7	Luvavici	3:19.22	0:33.22	51.6 (2200-2000)	1:14.43 [2]	0:58.75 [2]	0:43.90 [2]	0:29.21 [2]	0:14.84 [2]			
	(3)	S L Whatuira	1.9L (-13)	0:43.90	400-200 (0:14.37)	(0:15.68)	(0:14.85)	(0:14.69)	(0:14.37)	(0:14.84)			
3	3	Wanna Play A Game	3:19.52	0:32.64	51.7 (2600 - 2400)	1:14.38 [3]	0:58.72 [4]	0:43.86 [4]	0:29.16 [3]	0:14.83 [3]			
	(3)	S J Ottley	3.6L (-18)	0:43.85	400-200 (0:14.32)	(0:15.67)	(0:14.86)	(0:14.70)	(0:14.32)	(0:14.83)			
4	4	Holly Highlander	3:19.75	0:33.00	50.9 (400-200)	1:14.28 [5]	0:58.62 [6]	0:43.73 [6]	0:28.94 [5]	0:14.57 [4]			
	(4)	R T May	5.0L (-20)	0:43.73	400-200 (0:14.37)	(0:15.67)	(0:14.88)	(0:14.79)	(0:14.37)	(0:14.57)			
5	2	Didn't Di	3:20.12	0:33.99	51.4 (200-0)	1:14.44 [6]	0:59.08 [5]	0:44.27 [5]	0:29.23 [6]	0:14.67 [5]			
	(2)	T P Duley	7.1L (+3)	0:44.27	400-200 (0:14.56)	(0:15.37)	(0:14.80)	(0:15.04)	(0:14.56)	(0:14.67)			
6	5	Millie Let Loose	3:20.50	0:34.10	52.8 (200-0)	1:14.05 [11]	0:58.35 [12]	0:43.47 [12]	0:28.66 [11]	0:14.32 [10]			
	(1)	J C Morrison	9.2L (-17)	0:43.47	200-0 (0:14.32)	(0:15.70)	(0:14.88)	(0:14.81)	(0:14.34)	(0:14.32)			
7	6	Cormoran Strike	3:20.54	0:33.32	50.4 (2400-2200)	1:14.76 [7]	0:59.07 [8]	0:44.16 [8]	0:29.38 [7]	0:14.73 [6]			
	(2)	R D Close	9.4L (-19)	0:44.17	400-200 (0:14.65)	(0:15.68)	(0:14.91)	(0:14.79)	(0:14.65)	(0:14.73)			
8	8	Paige	3:20.91	0:34.29	50.8 (400-200)	1:14.92 [8]	0:59.57 [7]	0:44.76 [7]	0:29.70 [8]	0:14.99 [8]			
	(4)	S J Tomlinson	11.6L (+7)	0:44.76	400-200 (0:14.71)	(0:15.35)	(0:14.81)	(0:15.06)	(0:14.71)	(0:14.99)			
9	12	Styrax	3:20.97	0:34.38	51.1 (2200-2000)	1:15.62 [4]	1:00.24 [3]	0:45.51 [3]	0:30.22 [4]	0:15.11 [7]			
	(U3)	J W Cox	11.9L (+7)	0:45.51	2000-1800 (0:14.53)	(0:15.38)	(0:14.73)	(0:15.29)	(0:15.11)	(0:15.11)			
10	10	Mavis Jones	3:21.02	0:34.62	50.7 (200-0)	1:14.69 [10]	0:59.33 [9]	0:44.52 [9]	0:29.46 [9]	0:14.73 [11]			
	(U1)	G N Thornley	12.2L (+6)	0:44.52	200-0 (0:14.73)	(0:15.36)	(0:14.81)	(0:15.06)	(0:14.73)	(0:14.73)			

Report Created: Fri 24 April 2026

(Note: Races are conducted over an approximate distance as close as possible to the advertised distance, and recorded data may vary accordingly. Official times refer to race times only and do not include handicap times.)

[] Position in running at each section and finish TAB# Saddle cloth number

-:--:-- No data available at this section

NA No data available

DNT Did not track

BAR# Barrier/Gate Position

DNF Did not finish

DT-W Distance travelled compared to winner in metres

Fastest split

Fastest section

Horse/Jockey Name	Tetrick(AUS)/B T Graham
Finish Rank	1
Fastest Section Time (Section)	0:13.97 (2000-1800)
Top Speed [km/h] (Section)	52.1 (2000-1800)
Race State	Finished



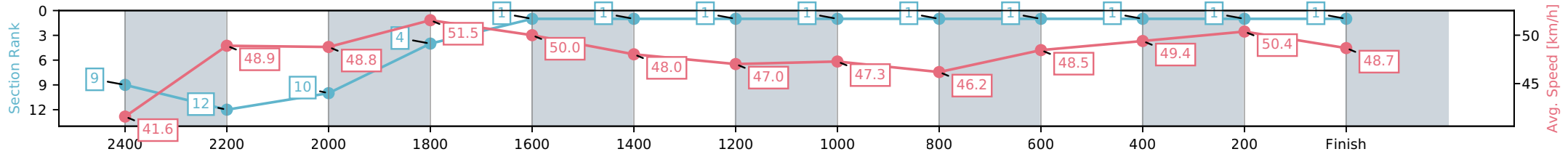
NZ Metropolitan Trotting Club Inc Harness
 Race 1: REMEMBERING COLIN BERRY HANDICAP TROT - 2600m



24 April 2026 - 3:13PM

Weather: Fine

Section	L2600	L2400	L2200	L2000	L1800	L1600	L1400	L1200	L1000	L800	L600	L400	L200
Section Times	3:18.88 (0:19.00)	2:59.88 [12] (0:15.64)	2:44.24 [10] (0:15.36)	2:28.88 [4] (0:13.97)	2:14.91 [1] (0:14.72)	2:00.19 [1] (0:15.13)	1:45.06 [1] (0:15.31)	1:29.75 [1] (0:15.36)	1:14.39 [1] (0:15.67)	0:58.72 [1] (0:14.86)	0:43.87 [1] (0:14.68)	0:29.19 [1] (0:14.38)	0:14.81 [1] (0:14.81)
Average Speed [km/h]	41.6	48.9	48.8	51.5	50.0	48.0	47.0	47.3	46.2	48.5	49.4	50.4	48.7
Top Speed [km/h]	50.0	49.7	50.3	52.1	51.3	49.5	48.0	48.2	46.9	49.3	50.2	50.5	50.5
Avg. Dist. to Rail [m]	15.0	7.9	5.5	6.6	4.1	1.4	2.9	1.1	0.9	1.5	1.2	1.3	4.5



[] Ranking at each section and finish
 -:-:- No data available at this section
 NA No data available

Horse/Jockey Name	Luvavici/S L Whatuira
Finish Rank	2
Fastest Section Time (Section)	0:14.37 (400-200)
Top Speed [km/h] (Section)	51.6 (2200-2000)
Race State	Finished



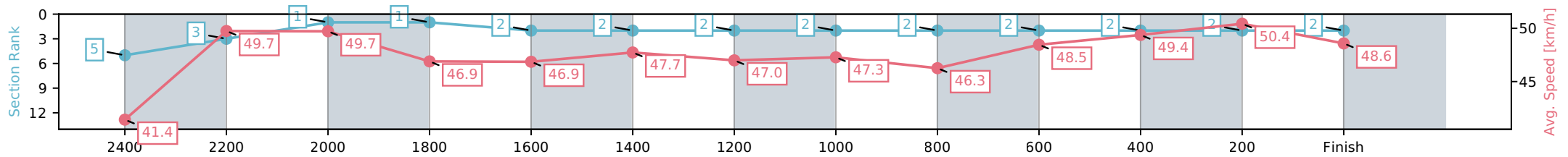
NZ Metropolitan Trotting Club Inc Harness
 Race 1: REMEMBERING COLIN BERRY HANDICAP TROT - 2600m



24 April 2026 - 3:13PM

Weather: Fine

Section	L2600	L2400	L2200	L2000	L1800	L1600	L1400	L1200	L1000	L800	L600	L400	L200
Section Times	3:19.22 (0:18.36)	3:00.86 [3] (0:14.86)	2:46.00 [1] (0:14.85)	2:31.15 [1] (0:15.36)	2:15.79 [2] (0:15.49)	2:00.30 [2] (0:15.20)	1:45.10 [2] (0:15.32)	1:29.78 [2] (0:15.35)	1:14.43 [2] (0:15.68)	0:58.75 [2] (0:14.85)	0:43.90 [2] (0:14.69)	0:29.21 [2] (0:14.37)	0:14.84 [2] (0:14.84)
Average Speed [km/h]	41.4	49.7	49.7	46.9	46.9	47.7	47.0	47.3	46.3	48.5	49.4	50.4	48.6
Top Speed [km/h]	50.0	50.6	51.6	48.4	47.4	48.8	47.9	48.0	47.0	49.5	49.9	50.9	50.8
Avg. Dist. to Rail [m]	8.2	3.5	3.3	2.0	1.5	1.2	3.0	1.0	1.1	1.7	1.3	1.6	5.9



- [] Ranking at each section and finish
- :-:- No data available at this section
- NA No data available

Horse/Jockey Name	Wanna Play A Game/S J Ottley
Finish Rank	3
Fastest Section Time (Section)	0:14.32 (400-200)
Top Speed [km/h] (Section)	51.7 (2600 - 2400)
Race State	Finished



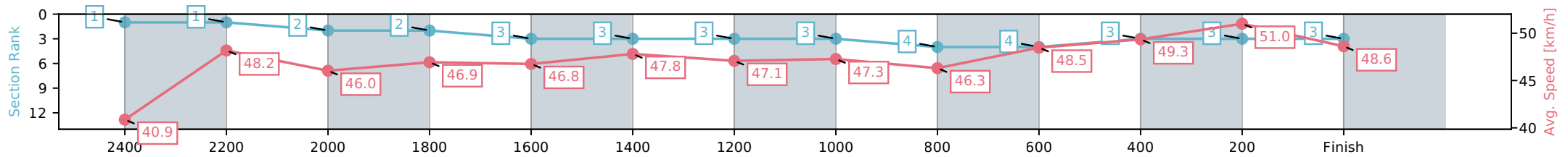
NZ Metropolitan Trotting Club Inc Harness
 Race 1: REMEMBERING COLIN BERRY HANDICAP TROT - 2600m



24 April 2026 - 3:13PM

Weather: Fine

Section	L2600	L2400	L2200	L2000	L1800	L1600	L1400	L1200	L1000	L800	L600	L400	L200
Section Times	3:19.52 (0:17.61)	3:01.91 [1] (0:15.03)	2:46.88 [2] (0:15.77)	2:31.11 [2] (0:15.34)	2:15.77 [3] (0:15.54)	2:00.23 [3] (0:15.19)	1:45.04 [3] (0:15.28)	1:29.76 [3] (0:15.38)	1:14.38 [4] (0:15.67)	0:58.72 [4] (0:14.86)	0:43.86 [3] (0:14.70)	0:29.16 [3] (0:14.32)	0:14.83 [3] (0:14.83)
Average Speed [km/h]	40.9	48.2	46.0	46.9	46.8	47.8	47.1	47.3	46.3	48.5	49.3	51.0	48.6
Top Speed [km/h]	51.7	51.5	47.3	47.5	47.4	48.9	48.0	48.0	47.2	49.4	50.0	51.7	50.4
Avg. Dist. to Rail [m]	5.4	0.8	1.3	1.9	1.6	1.3	3.2	1.2	1.2	1.8	1.4	2.7	7.0



- [] Ranking at each section and finish
- :-:- No data available at this section
- NA No data available

Horse/Jockey Name	Holly Highlander/R T May
Finish Rank	4
Fastest Section Time (Section)	0:14.37 (400-200)
Top Speed [km/h] (Section)	50.9 (400-200)
Race State	Finished



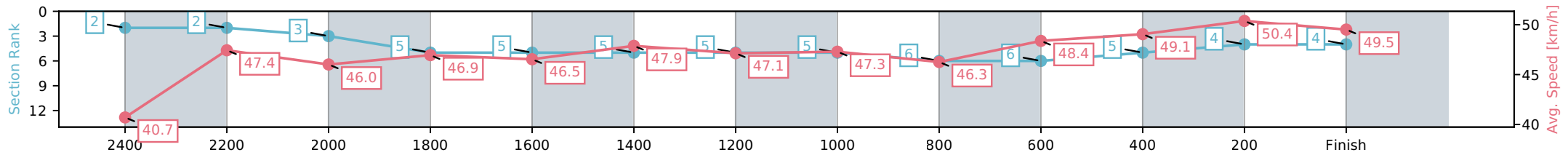
NZ Metropolitan Trotting Club Inc Harness
 Race 1: REMEMBERING COLIN BERRY HANDICAP TROT - 2600m



24 April 2026 - 3:13PM

Weather: Fine

Section	L2600	L2400	L2200	L2000	L1800	L1600	L1400	L1200	L1000	L800	L600	L400	L200
Section Times	3:19.75 (0:17.72)	3:02.03 [2] (0:15.28)	2:46.75 [3] (0:15.77)	2:30.98 [5] (0:15.33)	2:15.64 [5] (0:15.60)	2:00.04 [5] (0:15.13)	1:44.91 [5] (0:15.28)	1:29.63 [5] (0:15.35)	1:14.28 [6] (0:15.67)	0:58.62 [6] (0:14.88)	0:43.73 [5] (0:14.79)	0:28.94 [4] (0:14.37)	0:14.57 [4] (0:14.57)
Average Speed [km/h]	40.7	47.4	46.0	46.9	46.5	47.9	47.1	47.3	46.3	48.4	49.1	50.4	49.5
Top Speed [km/h]	49.6	49.2	47.6	47.7	47.2	48.6	47.8	47.7	47.7	48.9	49.4	50.9	50.9
Avg. Dist. to Rail [m]	7.5	1.1	1.2	1.8	1.6	1.0	3.0	1.1	1.1	1.8	1.3	1.1	2.9



- [] Ranking at each section and finish
- :-:- No data available at this section
- NA No data available

Horse/Jockey Name	Didn't Di/T P Duley
Finish Rank	5
Fastest Section Time (Section)	0:14.56 (400-200)
Top Speed [km/h] (Section)	51.4 (200-0)
Race State	Finished



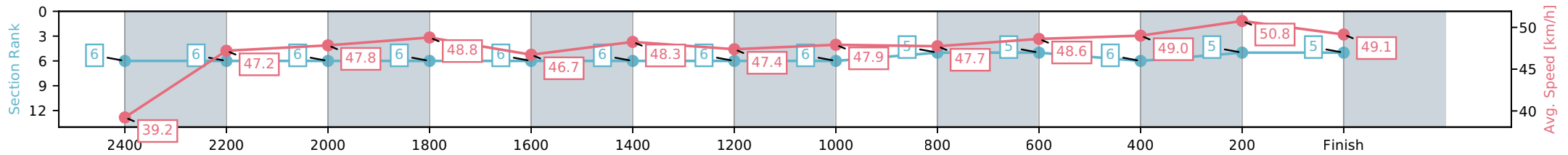
NZ Metropolitan Trotting Club Inc Harness
 Race 1: REMEMBERING COLIN BERRY HANDICAP TROT - 2600m



24 April 2026 - 3:13PM

Weather: Fine

Section	L2600	L2400	L2200	L2000	L1800	L1600	L1400	L1200	L1000	L800	L600	L400	L200
Section Times	3:20.12 (0:18.44)	3:01.68 [6] (0:15.55)	2:46.12 [6] (0:15.40)	2:30.72 [6] (0:14.76)	2:15.96 [6] (0:15.72)	2:00.24 [6] (0:15.24)	1:45.00 [6] (0:15.20)	1:29.81 [6] (0:15.36)	1:14.44 [5] (0:15.37)	0:59.08 [5] (0:14.80)	0:44.27 [6] (0:15.04)	0:29.23 [5] (0:14.56)	0:14.67 [5] (0:14.67)
Average Speed [km/h]	39.2	47.2	47.8	48.8	46.7	48.3	47.4	47.9	47.7	48.6	49.0	50.8	49.1
Top Speed [km/h]	48.9	48.8	48.4	49.8	47.7	49.0	48.1	48.8	49.4	49.0	50.7	51.3	51.4
Avg. Dist. to Rail [m]	4.5	2.4	3.3	4.0	3.3	2.9	5.3	2.8	2.8	4.0	3.3	4.2	8.1



- [] Ranking at each section and finish
- :-:- No data available at this section
- NA No data available

Horse/Jockey Name	Millie Let Loose/J C Morrison
Finish Rank	6
Fastest Section Time (Section)	0:14.32 (200-0)
Top Speed [km/h] (Section)	52.8 (200-0)
Race State	Finished



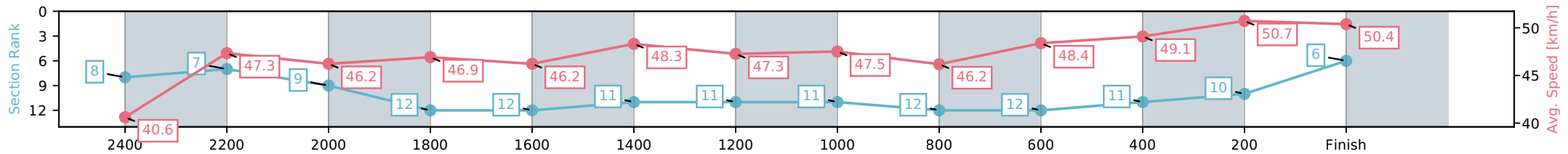
NZ Metropolitan Trotting Club Inc Harness
 Race 1: REMEMBERING COLIN BERRY HANDICAP TROT - 2600m



24 April 2026 - 3:13PM

Weather: Fine

Section	L2600	L2400	L2200	L2000	L1800	L1600	L1400	L1200	L1000	L800	L600	L400	L200
Section Times	3:20.50 (0:18.78)	3:01.72 [7] (0:15.32)	2:46.40 [9] (0:15.72)	2:30.68 [12] (0:15.35)	2:15.33 [12] (0:15.72)	1:59.62 [11] (0:15.02)	1:44.60 [11] (0:15.24)	1:29.36 [11] (0:15.31)	1:14.05 [12] (0:15.70)	0:58.35 [12] (0:14.88)	0:43.47 [11] (0:14.81)	0:28.66 [10] (0:14.34)	0:14.32 [6] (0:14.32)
Average Speed [km/h]	40.6	47.3	46.2	46.9	46.2	48.3	47.3	47.5	46.2	48.4	49.1	50.7	50.4
Top Speed [km/h]	49.5	49.4	47.8	48.9	47.2	49.0	48.8	48.1	47.9	48.8	49.9	52.8	52.8
Avg. Dist. to Rail [m]	3.4	1.0	1.4	2.5	1.8	1.3	3.7	1.3	1.3	2.5	1.6	1.6	2.1



- [] Ranking at each section and finish
- :-:- No data available at this section
- NA No data available

Horse/Jockey Name	Cormoran Strike/R D Close
Finish Rank	7
Fastest Section Time (Section)	0:14.65 (400-200)
Top Speed [km/h] (Section)	50.4 (2400-2200)
Race State	Finished



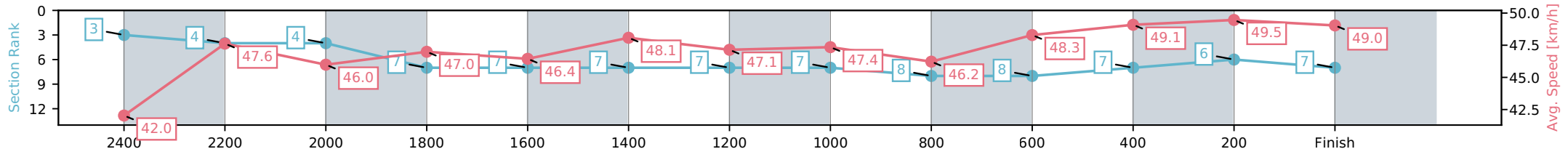
NZ Metropolitan Trotting Club Inc Harness
 Race 1: REMEMBERING COLIN BERRY HANDICAP TROT - 2600m



24 April 2026 - 3:13PM

Weather: Fine

Section	L2600	L2400	L2200	L2000	L1800	L1600	L1400	L1200	L1000	L800	L600	L400	L200
Section Times	3:20.54 (0:18.10)	3:02.44 [4] (0:15.22)	2:47.22 [4] (0:15.78)	2:31.44 [7] (0:15.32)	2:16.12 [7] (0:15.65)	2:00.47 [7] (0:15.09)	1:45.38 [7] (0:15.27)	1:30.11 [7] (0:15.35)	1:14.76 [8] (0:15.68)	0:59.07 [8] (0:14.91)	0:44.16 [7] (0:14.79)	0:29.38 [6] (0:14.65)	0:14.73 [7] (0:14.73)
Average Speed [km/h]	42.0	47.6	46.0	47.0	46.4	48.1	47.1	47.4	46.2	48.3	49.1	49.5	49.0
Top Speed [km/h]	50.3	50.4	47.3	47.7	47.0	49.2	48.1	47.9	47.7	48.8	49.5	50.1	50.2
Avg. Dist. to Rail [m]	6.2	0.9	1.4	2.1	1.7	1.2	3.5	1.3	1.2	2.0	1.5	1.2	4.2



- [] Ranking at each section and finish
- :-:- No data available at this section
- NA No data available

Horse/Jockey Name	Paige/S J Tomlinson
Finish Rank	8
Fastest Section Time (Section)	0:14.71 (400-200)
Top Speed [km/h] (Section)	50.8 (400-200)
Race State	Finished



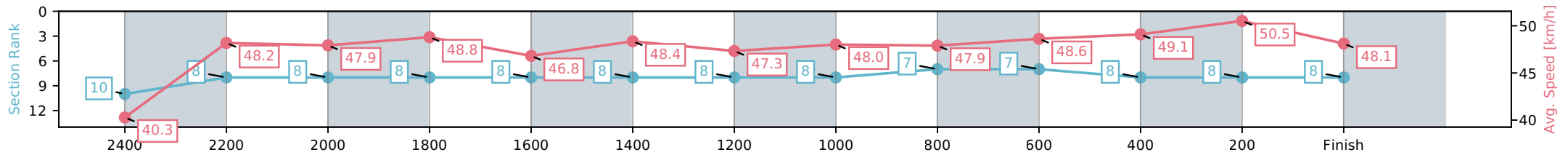
NZ Metropolitan Trotting Club Inc Harness
 Race 1: REMEMBERING COLIN BERRY HANDICAP TROT - 2600m



24 April 2026 - 3:13PM

Weather: Fine

Section	L2600	L2400	L2200	L2000	L1800	L1600	L1400	L1200	L1000	L800	L600	L400	L200
Section Times	3:20.91 (0:19.03)	3:01.88 [8] (0:15.26)	2:46.62 [8] (0:15.41)	2:31.21 [8] (0:14.76)	2:16.45 [8] (0:15.73)	2:00.72 [8] (0:15.23)	1:45.49 [8] (0:15.21)	1:30.28 [8] (0:15.36)	1:14.92 [7] (0:15.35)	0:59.57 [7] (0:14.81)	0:44.76 [8] (0:15.06)	0:29.70 [8] (0:14.71)	0:14.99 [8] (0:14.99)
Average Speed [km/h]	40.3	48.2	47.9	48.8	46.8	48.4	47.3	48.0	47.9	48.6	49.1	50.5	48.1
Top Speed [km/h]	49.4	50.4	48.5	50.0	47.6	49.2	48.3	48.6	49.7	49.0	50.5	50.8	50.1
Avg. Dist. to Rail [m]	8.8	2.8	3.5	4.2	3.5	3.1	5.3	3.0	3.0	4.1	3.8	5.0	9.2



- [] Ranking at each section and finish
- :-:- No data available at this section
- NA No data available

Horse/Jockey Name	Styrax/J W Cox
Finish Rank	9
Fastest Section Time (Section)	0:14.53 (2000-1800)
Top Speed [km/h] (Section)	51.1 (2200-2000)
Race State	Finished



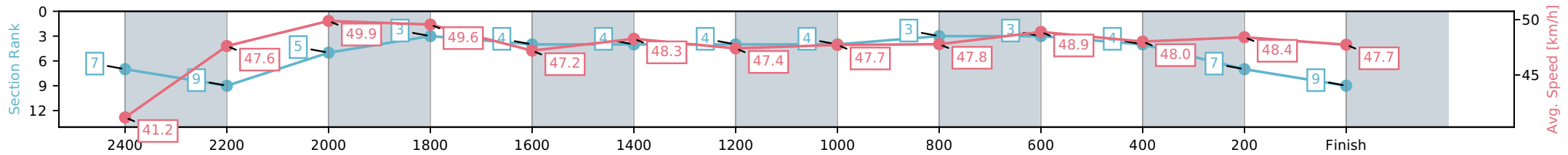
NZ Metropolitan Trotting Club Inc Harness
 Race 1: REMEMBERING COLIN BERRY HANDICAP TROT - 2600m



24 April 2026 - 3:13PM

Weather: Fine

Section	L2600	L2400	L2200	L2000	L1800	L1600	L1400	L1200	L1000	L800	L600	L400	L200
Section Times	3:20.97 (0:18.73)	3:02.24 [9] (0:15.65)	2:46.59 [5] (0:14.99)	2:31.60 [3] (0:14.53)	2:17.07 [4] (0:15.60)	2:01.47 [4] (0:15.23)	1:46.24 [4] (0:15.19)	1:31.04 [4] (0:15.42)	1:15.62 [3] (0:15.38)	1:00.24 [3] (0:14.73)	0:45.51 [4] (0:15.29)	0:30.22 [7] (0:15.11)	0:15.11 [9] (0:15.11)
Average Speed [km/h]	41.2	47.6	49.9	49.6	47.2	48.3	47.4	47.7	47.8	48.9	48.0	48.4	47.7
Top Speed [km/h]	47.4	49.8	51.1	50.4	48.1	48.7	48.0	48.6	49.4	49.2	48.8	48.9	49.1
Avg. Dist. to Rail [m]	14.2	4.4	5.1	5.3	3.7	2.9	4.8	2.8	2.8	3.7	2.9	2.7	5.9



- [] Ranking at each section and finish
- :-:- No data available at this section
- NA No data available

Horse/Jockey Name	Mavis Jones/G N Thornley
Finish Rank	10
Fastest Section Time (Section)	0:14.73 (200-0)
Top Speed [km/h] (Section)	50.7 (200-0)
Race State	Finished



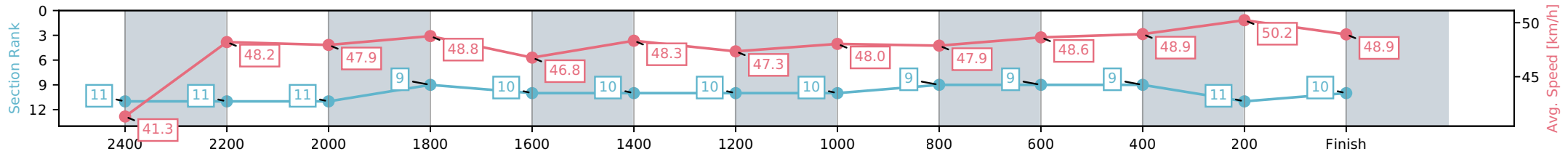
NZ Metropolitan Trotting Club Inc Harness
 Race 1: REMEMBERING COLIN BERRY HANDICAP TROT - 2600m



24 April 2026 - 3:13PM

Weather: Fine

Section	L2600	L2400	L2200	L2000	L1800	L1600	L1400	L1200	L1000	L800	L600	L400	L200
Section Times	3:21.02 (0:19.36)	3:01.66 [11] (0:15.26)	2:46.40 [11] (0:15.41)	2:31.00 [9] (0:14.76)	2:16.23 [10] (0:15.73)	2:00.50 [10] (0:15.24)	1:45.26 [10] (0:15.21)	1:30.05 [10] (0:15.36)	1:14.69 [9] (0:15.36)	0:59.33 [9] (0:14.81)	0:44.52 [9] (0:15.06)	0:29.46 [11] (0:14.73)	0:14.73 [10] (0:14.73)
Average Speed [km/h]	41.3	48.2	47.9	48.8	46.8	48.3	47.3	48.0	47.9	48.6	48.9	50.2	48.9
Top Speed [km/h]	49.2	49.9	48.7	50.2	47.7	49.5	49.1	48.8	49.5	49.0	50.4	50.7	50.7
Avg. Dist. to Rail [m]	8.8	2.8	3.5	4.4	3.5	3.1	5.3	3.1	3.0	4.2	3.5	4.3	10.1



- [] Ranking at each section and finish
- :-:- No data available at this section
- NA No data available

Horse/Jockey Name	Rowdy Yates/P C Nairn
Finish Rank	11
Fastest Section Time (Section)	0:14.52 (400-200)
Top Speed [km/h] (Section)	51.2 (200-0)
Race State	Finished



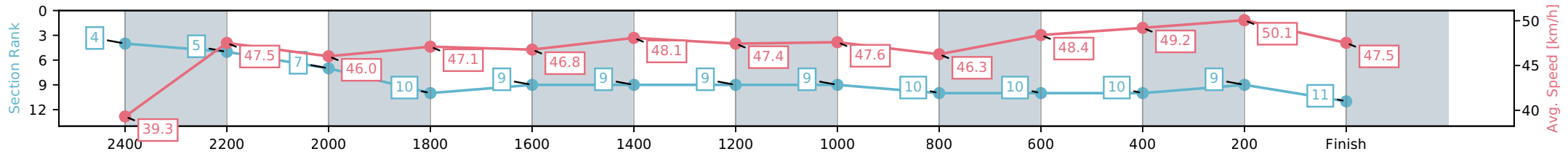
NZ Metropolitan Trotting Club Inc Harness
 Race 1: REMEMBERING COLIN BERRY HANDICAP TROT - 2600m



24 April 2026 - 3:13PM

Weather: Fine

Section	L2600	L2400	L2200	L2000	L1800	L1600	L1400	L1200	L1000	L800	L600	L400	L200
Section Times	3:21.31 (0:18.33)	3:02.98 [5] (0:15.34)	2:47.64 [7] (0:15.97)	2:31.67 [10] (0:15.28)	2:16.39 [9] (0:15.53)	2:00.86 [9] (0:15.04)	1:45.82 [9] (0:15.18)	1:30.63 [9] (0:15.43)	1:15.20 [10] (0:15.80)	0:59.40 [10] (0:14.87)	0:44.53 [10] (0:14.80)	0:29.73 [9] (0:14.52)	0:15.22 [11] (0:15.22)
Average Speed [km/h]	39.3	47.5	46.0	47.1	46.8	48.1	47.4	47.6	46.3	48.4	49.2	50.1	47.5
Top Speed [km/h]	49.5	49.3	47.0	48.5	47.6	49.2	48.8	48.2	47.8	48.9	50.0	50.9	51.2
Avg. Dist. to Rail [m]	2.1	1.5	2.6	2.9	1.8	1.1	3.8	2.6	2.2	2.8	1.9	2.2	7.7



- [] Ranking at each section and finish
- :-:- No data available at this section
- NA No data available

Horse/Jockey Name	Sunny Louis/S J Thornley
Finish Rank	12
Fastest Section Time (Section)	0:14.56 (400-200)
Top Speed [km/h] (Section)	51.8 (400-200)
Race State	Finished



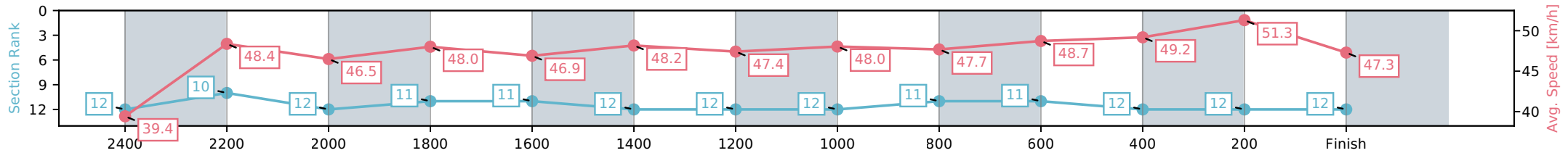
NZ Metropolitan Trotting Club Inc Harness
 Race 1: REMEMBERING COLIN BERRY HANDICAP TROT - 2600m



24 April 2026 - 3:13PM

Weather: Fine

Section	L2600	L2400	L2200	L2000	L1800	L1600	L1400	L1200	L1000	L800	L600	L400	L200
Section Times	3:21.62 (0:19.49)	3:02.13 [10] (0:15.06)	2:47.08 [12] (0:15.62)	2:31.46 [11] (0:15.00)	2:16.46 [11] (0:15.67)	2:00.79 [12] (0:15.26)	1:45.52 [12] (0:15.19)	1:30.34 [12] (0:15.35)	1:14.99 [11] (0:15.38)	0:59.60 [11] (0:14.78)	0:44.83 [12] (0:15.05)	0:29.77 [12] (0:14.56)	0:15.22 [12] (0:15.22)
Average Speed [km/h]	39.4	48.4	46.5	48.0	46.9	48.2	47.4	48.0	47.7	48.7	49.2	51.3	47.3
Top Speed [km/h]	47.9	50.2	48.2	49.5	48.0	49.5	49.3	48.7	49.3	49.0	51.1	51.8	50.4
Avg. Dist. to Rail [m]	10.1	1.9	1.4	3.9	3.5	3.0	5.3	3.0	2.7	3.9	3.9	5.8	10.8



- [] Ranking at each section and finish
- :-:- No data available at this section
- NA No data available