



NZ Metropolitan Trotting Club Inc Harness  
Race 2: CONTINENTAL EVENT HIRE PACE - 2600m

24 April 2026 - 3:39PM



Weather: Fine

Field Times (Race Tempo) 3:19.41 (0:17.09) 3:02.32 (0:14.98) 2:47.34 (0:15.09) 2:32.25 (0:16.11) 2:16.14 (0:16.55) 1:59.60 (0:16.09) 1:43.51 (0:15.05) 1:28.46 (0:15.42)

Rank	TAB#	Horse	Overall Time	First 400m	Top Speed km/h (Section)	L2600	L2400	L2200	L2000	L1800	L1600	L1400	L1200
	(BAR#)	Driver	Margin (DT-W)	Last 600m	Fastest Section (Time)	Start - 2400	2400 - 2200	2200 - 2000	2000 - 1800	1800 - 1600	1600 - 1400	1400 - 1200	1200 - 1000
1	7	Admor Ella	3:19.41	0:33.73	53.6 (400-200)	3:19.41	3:00.78 [6]	2:45.68 [6]	2:30.83 [6]	2:14.95 [6]	1:58.50 [6]	1:42.50 [6]	1:27.38 [7]
	(7)	R T May		0:42.63	200-0 (0:13.72)	(0:18.63)	(0:15.10)	(0:14.85)	(0:15.88)	(0:16.45)	(0:16.01)	(0:15.12)	(0:15.06)
2	3	Tee Ball	3:19.43	0:32.99	52.1 (400-200)	3:19.43	3:01.13 [5]	2:46.44 [5]	2:31.31 [5]	2:15.38 [5]	1:58.95 [4]	1:43.01 [4]	1:27.77 [5]
	(3)	W J House	0.0L (-3)	0:43.34	400-200 (0:14.28)	(0:18.30)	(0:14.69)	(0:15.13)	(0:15.94)	(0:16.43)	(0:15.94)	(0:15.23)	(0:15.04)
3	2	Could Be Katy	3:19.44	0:32.48	51.5 (200-0)	3:19.44	3:01.69 [3]	2:46.95 [3]	2:31.92 [3]	2:15.68 [3]	1:59.36 [2]	1:43.36 [2]	1:28.14 [3]
	(2)	R E Harrison	0.0L (-6)	0:43.27	400-200 (0:14.30)	(0:17.75)	(0:14.73)	(0:15.04)	(0:16.24)	(0:16.31)	(0:16.00)	(0:15.22)	(0:15.10)
4	5	Harry's Girl	3:20.11	0:32.07	54.0 (2600 - 2400)	3:20.11	3:03.02 [1]	2:48.04 [1]	2:32.95 [1]	2:16.84 [1]	2:00.30 [1]	1:44.21 [1]	1:29.01 [2]
	(5)	S J Thornley	4.0L (-11)	0:43.69	400-200 (0:14.30)	(0:17.09)	(0:14.98)	(0:15.09)	(0:16.11)	(0:16.55)	(0:16.09)	(0:15.20)	(0:15.55)
5	6	Conan	3:20.18	0:34.07	52.6 (600-400)	3:20.18	3:01.17 [7]	2:46.11 [8]	2:30.94 [8]	2:15.41 [7]	1:58.72 [7]	1:42.88 [8]	1:27.77 [8]
	(6)	S E O'Reilly	4.4L (+10)	0:43.47	800-600 (0:14.19)	(0:19.01)	(0:15.06)	(0:15.17)	(0:15.53)	(0:16.69)	(0:15.84)	(0:15.11)	(0:15.12)
6	1	Enoka	3:24.81	0:32.86	51.0 (800-600)	3:24.81	3:06.90 [4]	2:51.94 [4]	2:36.85 [4]	2:20.86 [4]	2:04.32 [5]	1:48.22 [5]	1:32.98 [6]
	(1)	R D Close	30.9L (-18)	0:47.81	800-600 (0:14.37)	(0:17.91)	(0:14.95)	(0:15.09)	(0:15.99)	(0:16.54)	(0:16.10)	(0:15.24)	(0:15.51)
7	9	Bacchus	3:25.59	0:34.02	53.8 (2400-2200)	3:25.59	3:06.50 [8]	2:51.58 [7]	2:36.65 [7]	2:20.48 [8]	2:03.75 [8]	1:48.38 [7]	1:34.64 [1]
	(9)	T M Williams	35.3L (-2)	0:49.38	1400-1200 (0:13.75)	(0:19.10)	(0:14.92)	(0:14.92)	(0:16.18)	(0:16.73)	(0:15.36)	(0:13.75)	(0:15.42)
8	4	Major Miss	3:25.69	0:32.44	51.0 (2600 - 2400)	3:25.69	3:08.22 [2]	2:53.26 [2]	2:38.20 [2]	2:22.09 [2]	2:05.55 [3]	1:49.46 [3]	1:34.29 [4]
	(4)	G D O'Reilly	35.9L (-18)	0:49.07	800-600 (0:14.67)	(0:17.48)	(0:14.96)	(0:15.06)	(0:16.11)	(0:16.53)	(0:16.10)	(0:15.16)	(0:15.61)

Scratched: Don't Be A Stranger (#8)

Report Created: Fri 24 April 2026

(Note: Races are conducted over an approximate distance as close as possible to the advertised distance, and recorded data may vary accordingly. Official times refer to race times only and do not include handicap times.)

[ ] Position in running at each section and finish TAB# Saddle cloth number

-:--:-- No data available at this section

NA No data available

DNT Did not track

BAR# Barrier/Gate Position

DNF Did not finish

DT-W Distance travelled compared to winner in metres

Fastest split

Fastest section



NZ Metropolitan Trotting Club Inc Harness  
Race 2: CONTINENTAL EVENT HIRE PACE - 2600m

24 April 2026 - 3:39PM



Weather: Fine

Field Times (Race Tempo) 1:13.04 (0:15.14) 0:57.90 (0:14.59) 0:43.31 (0:14.68) 0:28.63 (0:14.28) 0:14.36 (0:14.36)

Rank	TAB#	Horse	Overall Time	First 400m	Top Speed km/h (Section)	L1000	L800	L600	L400	L200			
	(BAR#)	Driver	Margin (DT-W)	Last 600m	Fastest Section (Time)	1000 - 800	800 - 600	600 - 400	400 - 200	200 - Finish			
1	7	Admor Ella	3:19.41	0:33.73	53.6 (400-200)	1:12.31 [6]	0:57.26 [6]	0:42.63 [7]	0:27.87 [6]	0:13.72 [4]			
	(7)	R T May		0:42.63	200-0 (0:13.72)	(0:15.05)	(0:14.63)	(0:14.76)	(0:14.15)	(0:13.72)			
2	3	Tee Ball	3:19.43	0:32.99	52.1 (400-200)	1:12.73 [4]	0:57.83 [3]	0:43.33 [1]	0:28.65 [1]	0:14.38 [1]			
	(3)	W J House	0.0L (-3)	0:43.34	400-200 (0:14.28)	(0:14.90)	(0:14.50)	(0:14.68)	(0:14.28)	(0:14.38)			
3	2	Could Be Katy	3:19.44	0:32.48	51.5 (200-0)	1:13.04 [2]	0:57.90 [2]	0:43.27 [2]	0:28.63 [2]	0:14.33 [2]			
	(2)	R E Harrison	0.0L (-6)	0:43.27	400-200 (0:14.30)	(0:15.14)	(0:14.63)	(0:14.64)	(0:14.30)	(0:14.33)			
4	5	Harry's Girl	3:20.11	0:32.07	54.0 (2600 - 2400)	1:13.47 [3]	0:58.29 [4]	0:43.70 [4]	0:28.96 [3]	0:14.66 [3]			
	(5)	S J Thornley	4.0L (-11)	0:43.69	400-200 (0:14.30)	(0:15.18)	(0:14.59)	(0:14.73)	(0:14.30)	(0:14.66)			
5	6	Conan	3:20.18	0:34.07	52.6 (600-400)	1:12.65 [8]	0:57.65 [7]	0:43.46 [6]	0:28.74 [5]	0:14.39 [5]			
	(6)	S E O'Reilly	4.4L (+10)	0:43.47	800-600 (0:14.19)	(0:15.00)	(0:14.19)	(0:14.72)	(0:14.36)	(0:14.39)			
6	1	Enoka	3:24.81	0:32.86	51.0 (800-600)	1:17.47 [7]	1:02.19 [8]	0:47.82 [8]	0:32.82 [8]	0:17.22 [7]			
	(1)	R D Close	30.9L (-18)	0:47.81	800-600 (0:14.37)	(0:15.28)	(0:14.37)	(0:14.99)	(0:15.60)	(0:17.22)			
7	9	Bacchus	3:25.59	0:34.02	53.8 (2400-2200)	1:19.22 [1]	1:04.08 [1]	0:49.38 [3]	0:34.26 [4]	0:17.59 [8]			
	(9)	T M Williams	35.3L (-2)	0:49.38	1400-1200 (0:13.75)	(0:15.14)	(0:14.70)	(0:15.12)	(0:16.67)	(0:17.59)			
8	4	Major Miss	3:25.69	0:32.44	51.0 (2600 - 2400)	1:18.68 [5]	1:03.73 [5]	0:49.06 [5]	0:33.95 [7]	0:18.24 [6]			
	(4)	G D O'Reilly	35.9L (-18)	0:49.07	800-600 (0:14.67)	(0:14.95)	(0:14.67)	(0:15.11)	(0:15.72)	(0:18.24)			

Scratched: Don't Be A Stranger (#8)

Report Created: Fri 24 April 2026

(Note: Races are conducted over an approximate distance as close as possible to the advertised distance, and recorded data may vary accordingly. Official times refer to race times only and do not include handicap times.)

[ ] Position in running at each section and finish TAB# Saddle cloth number

-:--:-- No data available at this section

NA No data available

DNT Did not track

BAR# Barrier/Gate Position

DNF Did not finish

DT-W Distance travelled compared to winner in metres

Fastest split

Fastest section

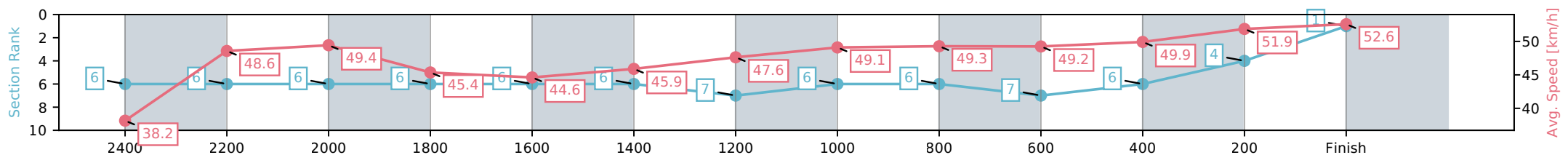
Horse/Jockey Name	Admor Ella/R T May
Finish Rank	1
Fastest Section Time (Section)	0:13.72 (200-0)
Top Speed [km/h] (Section)	53.6 (400-200)
Race State	Finished



NZ Metropolitan Trotting Club Inc Harness  
 Race 2: CONTINENTAL EVENT HIRE PACE - 2600m  
 24 April 2026 - 3:39PM  
 Weather: Fine



Section	L2600	L2400	L2200	L2000	L1800	L1600	L1400	L1200	L1000	L800	L600	L400	L200
Section Times	3:19.41 (0:18.63)	3:00.78 [6] (0:15.10)	2:45.68 [6] (0:14.85)	2:30.83 [6] (0:15.88)	2:14.95 [6] (0:16.45)	1:58.50 [6] (0:16.01)	1:42.50 [7] (0:15.12)	1:27.38 [6] (0:15.06)	1:12.31 [6] (0:15.05)	0:57.26 [7] (0:14.63)	0:42.63 [6] (0:14.76)	0:27.87 [4] (0:14.15)	0:13.72 [1] (0:13.72)
Average Speed [km/h]	38.2	48.6	49.4	45.4	44.6	45.9	47.6	49.1	49.3	49.2	49.9	51.9	52.6
Top Speed [km/h]	48.9	49.3	51.0	48.7	46.2	46.5	49.8	50.2	51.4	50.7	50.4	53.6	53.1
Avg. Dist. to Rail [m]	12.1	2.6	2.6	3.7	3.1	2.8	4.6	3.3	4.2	3.9	3.3	2.5	1.7



[ ] Ranking at each section and finish  
 -:-:- No data available at this section  
 NA No data available

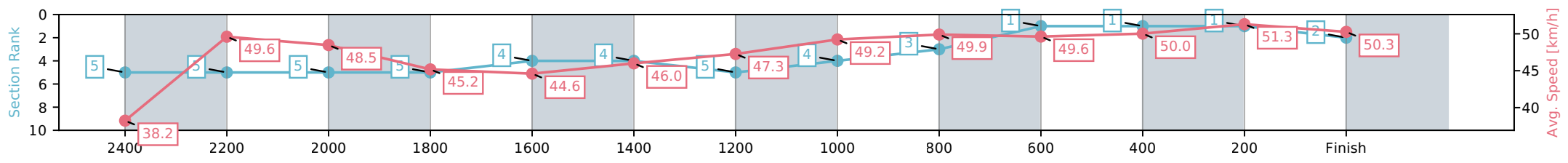
Horse/Jockey Name	Tee Ball/W J House
Finish Rank	2
Fastest Section Time (Section)	0:14.28 (400-200)
Top Speed [km/h] (Section)	52.1 (400-200)
Race State	Finished



NZ Metropolitan Trotting Club Inc Harness  
 Race 2: CONTINENTAL EVENT HIRE PACE - 2600m  
 24 April 2026 - 3:39PM  
 Weather: Fine



Section	L2600	L2400	L2200	L2000	L1800	L1600	L1400	L1200	L1000	L800	L600	L400	L200
Section Times	3:19.43 (0:18.30)	3:01.13 [5] (0:14.69)	2:46.44 [5] (0:15.13)	2:31.31 [5] (0:15.94)	2:15.38 [4] (0:16.43)	1:58.95 [4] (0:15.94)	1:43.01 [5] (0:15.23)	1:27.77 [4] (0:15.04)	1:12.73 [3] (0:14.90)	0:57.83 [1] (0:14.50)	0:43.33 [1] (0:14.68)	0:28.65 [1] (0:14.28)	0:14.38 [2] (0:14.38)
Average Speed [km/h]	38.2	49.6	48.5	45.2	44.6	46.0	47.3	49.2	49.9	49.6	50.0	51.3	50.3
Top Speed [km/h]	50.3	50.5	49.7	48.2	46.3	47.1	49.6	50.7	50.9	50.4	50.7	52.1	51.7
Avg. Dist. to Rail [m]	5.9	1.7	2.6	3.9	2.9	2.7	4.9	3.5	4.5	4.6	2.8	3.0	5.4



[ ] Ranking at each section and finish  
 -:-:- No data available at this section  
 NA No data available

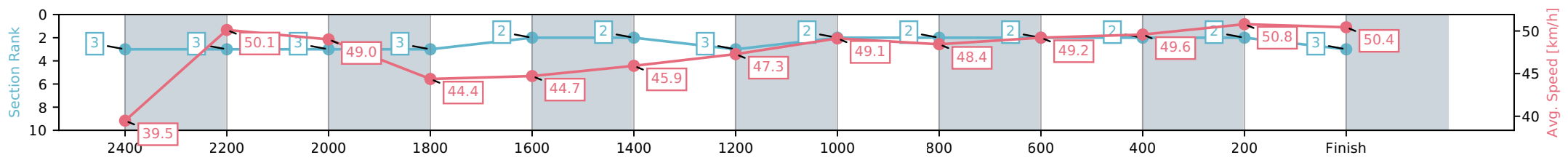
Horse/Jockey Name	Could Be Katy/R E Harrison
Finish Rank	3
Fastest Section Time (Section)	0:14.30 (400-200)
Top Speed [km/h] (Section)	51.5 (200-0)
Race State	Finished



NZ Metropolitan Trotting Club Inc Harness  
 Race 2: CONTINENTAL EVENT HIRE PACE - 2600m  
 24 April 2026 - 3:39PM  
 Weather: Fine



Section	L2600	L2400	L2200	L2000	L1800	L1600	L1400	L1200	L1000	L800	L600	L400	L200
Section Times	3:19.44 (0:17.75)	3:01.69 [3] (0:14.73)	2:46.95 [3] (0:15.04)	2:31.92 [3] (0:16.24)	2:15.68 [2] (0:16.31)	1:59.36 [2] (0:16.00)	1:43.36 [3] (0:15.22)	1:28.14 [2] (0:15.10)	1:13.04 [2] (0:15.14)	0:57.90 [2] (0:14.63)	0:43.27 [2] (0:14.64)	0:28.63 [2] (0:14.30)	0:14.33 [3] (0:14.33)
Average Speed [km/h]	39.5	50.1	49.0	44.4	44.7	45.9	47.3	49.1	48.4	49.2	49.6	50.8	50.4
Top Speed [km/h]	51.3	51.2	51.2	46.5	46.6	46.7	50.4	50.6	49.7	49.9	50.1	51.5	51.5
Avg. Dist. to Rail [m]	3.9	3.1	3.3	3.0	2.2	2.9	5.0	3.8	2.7	2.7	1.5	1.6	4.3



[ ] Ranking at each section and finish  
 -:-:- No data available at this section  
 NA No data available

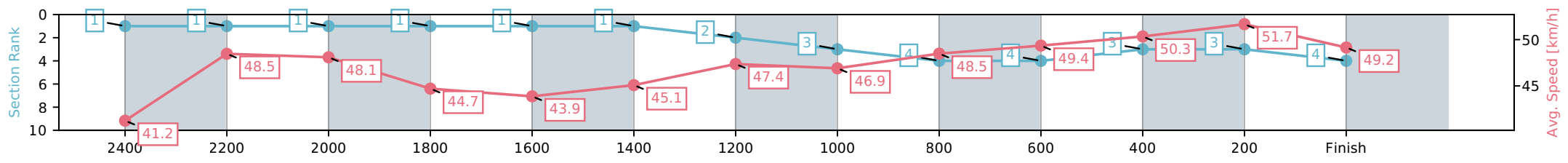
Horse/Jockey Name	Harry's Girl/S J Thornley
Finish Rank	4
Fastest Section Time (Section)	0:14.30 (400-200)
Top Speed [km/h] (Section)	54.0 (2600 - 2400)
Race State	Finished



NZ Metropolitan Trotting Club Inc Harness  
 Race 2: CONTINENTAL EVENT HIRE PACE - 2600m  
 24 April 2026 - 3:39PM  
 Weather: Fine



Section	L2600	L2400	L2200	L2000	L1800	L1600	L1400	L1200	L1000	L800	L600	L400	L200
Section Times	3:20.11 (0:17.09)	3:03.02 [1] (0:14.98)	2:48.04 [1] (0:15.09)	2:32.95 [1] (0:16.11)	2:16.84 [1] (0:16.55)	2:00.30 [1] (0:16.09)	1:44.21 [2] (0:15.20)	1:29.01 [3] (0:15.55)	1:13.47 [4] (0:15.18)	0:58.29 [4] (0:14.59)	0:43.70 [3] (0:14.73)	0:28.96 [3] (0:14.30)	0:14.66 [4] (0:14.66)
Average Speed [km/h]	41.2	48.5	48.1	44.7	43.9	45.1	47.4	46.9	48.5	49.4	50.3	51.7	49.2
Top Speed [km/h]	54.0	52.0	49.7	46.7	45.1	45.7	49.9	49.9	50.5	50.2	51.4	52.6	52.2
Avg. Dist. to Rail [m]	9.0	1.1	1.2	1.7	1.5	1.2	2.8	1.6	3.1	3.6	4.0	4.1	6.6



[ ] Ranking at each section and finish  
 -:-:- No data available at this section  
 NA No data available

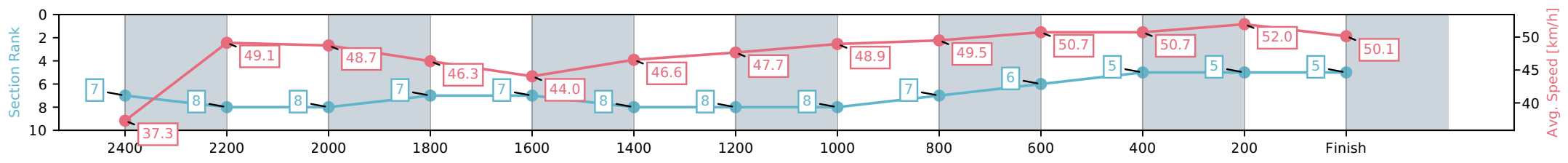
Horse/Jockey Name	Conan/S E O'Reilly
Finish Rank	5
Fastest Section Time (Section)	0:14.19 (800-600)
Top Speed [km/h] (Section)	52.6 (600-400)
Race State	Finished



NZ Metropolitan Trotting Club Inc Harness  
 Race 2: CONTINENTAL EVENT HIRE PACE - 2600m  
 24 April 2026 - 3:39PM  
 Weather: Fine



Section	L2600	L2400	L2200	L2000	L1800	L1600	L1400	L1200	L1000	L800	L600	L400	L200
Section Times	3:20.18 (0:19.01)	3:01.17 [8] (0:15.06)	2:46.11 [8] (0:15.17)	2:30.94 [7] (0:15.53)	2:15.41 [7] (0:16.69)	1:58.72 [8] (0:15.84)	1:42.88 [8] (0:15.11)	1:27.77 [8] (0:15.12)	1:12.65 [7] (0:15.00)	0:57.65 [6] (0:14.19)	0:43.46 [5] (0:14.72)	0:28.74 [5] (0:14.36)	0:14.39 [5] (0:14.39)
Average Speed [km/h]	37.3	49.1	48.7	46.3	44.0	46.6	47.7	48.9	49.5	50.7	50.7	52.0	50.1
Top Speed [km/h]	47.1	49.7	51.0	48.9	46.4	48.4	49.2	49.9	51.5	52.4	52.6	52.4	52.1
Avg. Dist. to Rail [m]	10.5	3.7	3.4	4.5	3.2	3.2	4.7	3.2	4.7	4.8	5.0	5.5	7.8



[ ] Ranking at each section and finish  
 -:-:- No data available at this section  
 NA No data available

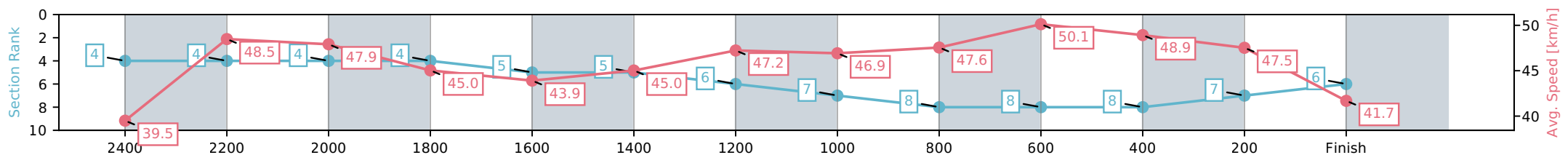
Horse/Jockey Name	Enoka/R D Close
Finish Rank	6
Fastest Section Time (Section)	0:14.37 (800-600)
Top Speed [km/h] (Section)	51.0 (800-600)
Race State	Finished



NZ Metropolitan Trotting Club Inc Harness  
 Race 2: CONTINENTAL EVENT HIRE PACE - 2600m  
 24 April 2026 - 3:39PM  
 Weather: Fine



Section	L2600	L2400	L2200	L2000	L1800	L1600	L1400	L1200	L1000	L800	L600	L400	L200
Section Times	3:24.81 (0:17.91)	3:06.90 [4] (0:14.95)	2:51.94 [4] (0:15.09)	2:36.85 [4] (0:15.99)	2:20.86 [5] (0:16.54)	2:04.32 [5] (0:16.10)	1:48.22 [6] (0:15.24)	1:32.98 [7] (0:15.51)	1:17.47 [8] (0:15.28)	1:02.19 [8] (0:14.37)	0:47.82 [8] (0:14.99)	0:32.82 [7] (0:15.60)	0:17.22 [6] (0:17.22)
Average Speed [km/h]	39.5	48.5	47.9	45.0	43.9	45.0	47.2	46.9	47.6	50.1	48.9	47.5	41.7
Top Speed [km/h]	50.7	49.9	48.3	47.8	45.2	45.7	49.9	50.1	50.6	51.0	49.2	48.0	46.3
Avg. Dist. to Rail [m]	1.1	0.8	0.9	2.1	1.6	1.0	2.9	1.5	1.8	1.9	2.4	4.4	4.9



[ ] Ranking at each section and finish  
 -:-:- No data available at this section  
 NA No data available

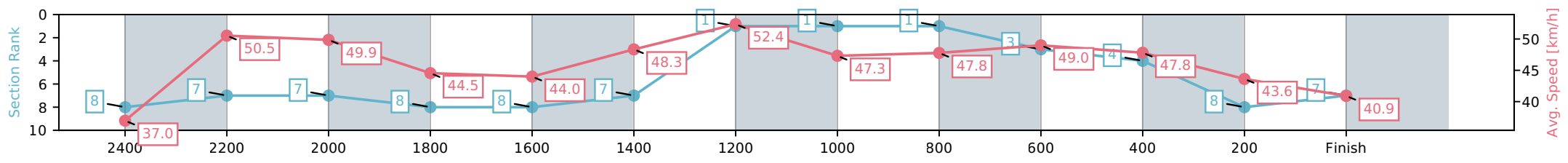
Horse/Jockey Name	Bacchus/T M Williams
Finish Rank	7
Fastest Section Time (Section)	0:13.75 (1400-1200)
Top Speed [km/h] (Section)	53.8 (2400-2200)
Race State	Finished



NZ Metropolitan Trotting Club Inc Harness  
 Race 2: CONTINENTAL EVENT HIRE PACE - 2600m  
 24 April 2026 - 3:39PM  
 Weather: Fine



Section	L2600	L2400	L2200	L2000	L1800	L1600	L1400	L1200	L1000	L800	L600	L400	L200
Section Times	3:25.59 (0:19.10)	3:06.50 [7] (0:14.92)	2:51.58 [7] (0:14.92)	2:36.65 [8] (0:16.18)	2:20.48 [8] (0:16.73)	2:03.75 [7] (0:15.36)	1:48.38 [1] (0:13.75)	1:34.64 [1] (0:15.42)	1:19.22 [1] (0:15.14)	1:04.08 [3] (0:14.70)	0:49.38 [4] (0:15.12)	0:34.26 [8] (0:16.67)	0:17.59 [7] (0:17.59)
Average Speed [km/h]	37.0	50.5	49.9	44.5	44.0	48.3	52.4	47.3	47.8	49.0	47.8	43.6	40.9
Top Speed [km/h]	46.8	53.8	53.8	49.3	46.4	51.5	52.7	51.7	49.5	49.6	49.0	45.6	41.9
Avg. Dist. to Rail [m]	15.0	6.4	4.4	3.2	3.3	4.4	6.2	1.7	0.8	1.2	0.7	1.7	6.8



[ ] Ranking at each section and finish  
 -:-:- No data available at this section  
 NA No data available

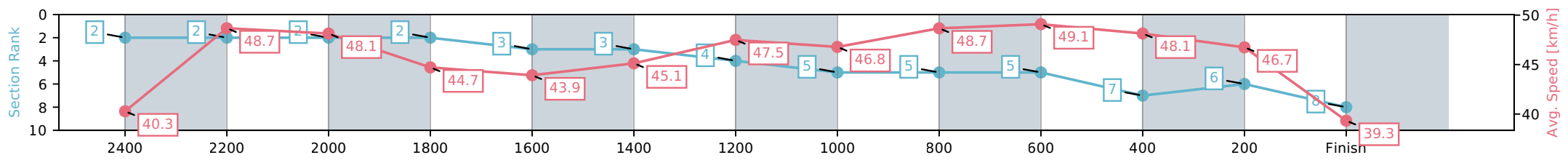
Horse/Jockey Name	Major Miss/G D O'Reilly
Finish Rank	8
Fastest Section Time (Section)	0:14.67 (800-600)
Top Speed [km/h] (Section)	51.0 (2600 - 2400)
Race State	Finished



NZ Metropolitan Trotting Club Inc Harness  
 Race 2: CONTINENTAL EVENT HIRE PACE - 2600m  
 24 April 2026 - 3:39PM  
 Weather: Fine



Section	L2600	L2400	L2200	L2000	L1800	L1600	L1400	L1200	L1000	L800	L600	L400	L200
Section Times	3:25.69 (0:17.48)	3:08.22 [2] (0:14.96)	2:53.26 [2] (0:15.06)	2:38.20 [2] (0:16.11)	2:22.09 [3] (0:16.53)	2:05.55 [3] (0:16.10)	1:49.46 [4] (0:15.16)	1:34.29 [5] (0:15.61)	1:18.68 [5] (0:14.95)	1:03.73 [5] (0:14.67)	0:49.06 [7] (0:15.11)	0:33.95 [6] (0:15.72)	0:18.24 [8] (0:18.24)
Average Speed [km/h]	40.3	48.7	48.1	44.7	43.9	45.1	47.5	46.8	48.7	49.1	48.1	46.7	39.3
Top Speed [km/h]	51.0	50.5	48.9	46.8	45.5	45.7	50.1	50.1	50.7	50.0	49.6	48.0	45.2
Avg. Dist. to Rail [m]	7.1	1.4	1.1	1.8	1.5	1.3	2.8	1.8	1.8	1.8	1.6	3.0	3.4



[ ] Ranking at each section and finish  
 -:-:- No data available at this section  
 NA No data available