



NZ Metropolitan Trotting Club Inc Harness
 Race 3: FAHEY FENCE HIRE MOBILE TROT - 1980m
 24 April 2026 - 4:01PM



Weather: Fine

Field Times (Race Tempo) 2:27.84 (0:11.74) 2:16.10 (0:14.67) 2:01.43 (0:14.75) 1:46.68 (0:15.54) 1:31.14 (0:16.14) 1:15.00 (0:15.82) 0:59.17 (0:15.04) 0:44.13 (0:15.02)

Rank	TAB#	Horse	Overall Time	First 400m	Top Speed km/h (Section)	L1980	L1800	L1600	L1400	L1200	L1000	L800	L600
	(BAR#)	Driver	Margin (DT-W)	Last 600m	Fastest Section (Time)	Start - 1800	1800 - 1600	1600 - 1400	1400 - 1200	1200 - 1000	1000 - 800	800 - 600	600 - 400
1	7	He's My Creation	2:27.84	0:28.30	52.4 (1980 - 1800)	2:27.84	2:15.74 [3]	2:01.18 [2]	1:46.68 [1]	1:31.14 [1]	1:15.00 [1]	0:59.17 [1]	0:44.13 [1]
	(7)	S J Thornley		0:44.12	400-200 (0:14.38)	(0:12.10)	(0:14.56)	(0:14.50)	(0:15.54)	(0:16.14)	(0:15.82)	(0:15.04)	(0:15.02)
2	11	Valyrian	2:28.02	0:29.89	52.8 (200-0)	2:28.02	2:15.07 [8]	1:59.77 [8]	1:44.58 [8]	1:29.16 [8]	1:13.94 [6]	0:58.70 [5]	0:43.87 [4]
	(11)	O G Thornley	1.1L (+13)	0:43.86	200-0 (0:14.24)	(0:12.95)	(0:15.30)	(0:15.18)	(0:15.42)	(0:15.22)	(0:15.24)	(0:14.83)	(0:15.12)
3	2	Clovelly Hill	2:28.85	0:28.44	52.4 (1980 - 1800)	2:28.85	2:16.73 [4]	2:02.13 [3]	1:46.93 [3]	1:31.34 [3]	1:15.30 [3]	0:59.57 [4]	0:44.44 [5]
	(2)	R D Close	5.8L (-6)	0:44.45	1800-1600 (0:14.61)	(0:12.12)	(0:14.61)	(0:15.20)	(0:15.58)	(0:16.05)	(0:15.72)	(0:15.13)	(0:15.07)
4	3	Ridge	2:28.91	0:27.91	53.0 (1980 - 1800)	2:28.91	2:17.02 [2]	2:02.50 [1]	1:47.44 [2]	1:31.84 [2]	1:15.71 [2]	0:59.93 [2]	0:44.82 [3]
	(3)	S E O'Reilly	6.1L (-5)	0:44.83	1800-1600 (0:14.52)	(0:11.90)	(0:14.52)	(0:15.06)	(0:15.60)	(0:16.13)	(0:15.78)	(0:15.10)	(0:15.07)
5	6	Wot Up Tyron	2:28.99	0:29.33	52.2 (200-0)	2:28.99	2:16.45 [6]	2:01.50 [6]	1:46.25 [5]	1:30.72 [5]	1:14.79 [7]	0:59.08 [8]	0:43.86 [9]
	(6)	T M Williams	6.6L (+5)	0:43.85	200-0 (0:14.09)	(0:12.54)	(0:14.95)	(0:15.25)	(0:15.53)	(0:15.94)	(0:15.71)	(0:15.22)	(0:15.05)
6	4	Barrytown	2:29.06	0:30.94	51.4 (1800-1600)	2:29.06	2:13.95 [11]	1:59.58 [11]	1:44.84 [10]	1:29.95 [9]	1:14.27 [10]	0:59.14 [9]	0:44.28 [8]
	(4)	R E Harrison	7.0L (+3)	0:44.28	1800-1600 (0:14.37)	(0:15.11)	(0:14.37)	(0:14.74)	(0:14.90)	(0:15.67)	(0:15.14)	(0:14.86)	(0:15.08)
7	10	The River Boy	2:29.35	0:28.90	51.9 (1980 - 1800)	2:29.35	2:16.75 [7]	2:02.08 [5]	1:46.86 [4]	1:31.45 [4]	1:15.47 [5]	0:59.77 [6]	0:44.58 [7]
	(10)	S W Hill	8.7L (-5)	0:44.58	400-200 (0:14.67)	(0:12.60)	(0:14.67)	(0:15.22)	(0:15.41)	(0:15.97)	(0:15.71)	(0:15.18)	(0:15.09)
8	12	What The Bell	2:29.90	0:29.77	50.2 (400-200)	2:29.90	2:16.57 [10]	2:01.61 [9]	1:46.68 [7]	1:31.29 [7]	1:15.38 [9]	0:59.69 [10]	0:44.42 [11]
	(12)	S J Ottley	11.8L (-8)	0:44.42	400-200 (0:14.65)	(0:13.33)	(0:14.96)	(0:14.94)	(0:15.39)	(0:15.91)	(0:15.69)	(0:15.27)	(0:14.84)
9	9	Silvester	2:30.06	0:30.28	49.6 (1200-1000)	2:30.06	2:16.93 [9]	2:01.40 [10]	1:46.30 [9]	1:30.83 [10]	1:15.67 [8]	1:00.43 [7]	0:45.58 [6]
	(9)	J W Cox	12.7L (+15)	0:45.58	800-600 (0:14.85)	(0:13.13)	(0:15.53)	(0:15.10)	(0:15.48)	(0:15.16)	(0:15.24)	(0:14.85)	(0:15.09)
10	8	Waihemo Hannah	2:30.37	0:29.55	50.5 (1980 - 1800)	2:30.37	2:17.83 [5]	2:02.51 [7]	1:47.25 [6]	1:31.91 [6]	1:16.63 [4]	1:01.36 [3]	0:46.52 [2]
	(8)	L F O'Reilly	14.5L (+10)	0:46.52	800-600 (0:14.84)	(0:12.54)	(0:15.32)	(0:15.26)	(0:15.35)	(0:15.28)	(0:15.27)	(0:14.84)	(0:15.13)

Scratched: Terry Webster (#1)

Report Created: Fri 24 April 2026

(Note: Races are conducted over an approximate distance as close as possible to the advertised distance, and recorded data may vary accordingly. Official times refer to race times only and do not include handicap times.)

[] Position in running at each section and finish TAB# Saddle cloth number

Fastest split

-:-- No data available at this section

BAR# Barrier/Gate Position

Fastest section

NA No data available

DNF Did not finish

DNT Did not track

DT-W Distance travelled compared to winner in metres



NZ Metropolitan Trotting Club Inc Harness
Race 3: FAHEY FENCE HIRE MOBILE TROT - 1980m

24 April 2026 - 4:01PM

Weather: Fine



Field Times (Race Tempo) 2:27.84 (0:11.74) 2:16.10 (0:14.67) 2:01.43 (0:14.75) 1:46.68 (0:15.54) 1:31.14 (0:16.14) 1:15.00 (0:15.82) 0:59.17 (0:15.04) 0:44.13 (0:15.02)

Rank	TAB#	Horse	Overall Time	First 400m	Top Speed km/h (Section)	L1980	L1800	L1600	L1400	L1200	L1000	L800	L600
	(BAR#)	Driver	Margin (DT-W)	Last 600m	Fastest Section (Time)	Start - 1800	1800 - 1600	1600 - 1400	1400 - 1200	1200 - 1000	1000 - 800	800 - 600	600 - 400
11	5	Silverlinings	2:31.06	0:28.80	53.9 (1980 - 1800)	2:31.06	2:19.32 [1]	2:04.10 [4]	1:45.65 [11]	1:31.09 [11]	1:15.82 [11]	1:00.60 [11]	0:45.77 [10]
	(5)	W J House	18.4L (+18)	0:45.77	1400-1200 (0:14.56)	(0:11.74)	(0:15.22)	(0:18.45)	(0:14.56)	(0:15.27)	(0:15.22)	(0:14.83)	(0:15.36)

Scratched: Terry Webster (#1)

Report Created: Fri 24 April 2026

(Note: Races are conducted over an approximate distance as close as possible to the advertised distance, and recorded data may vary accordingly. Official times refer to race times only and do not include handicap times.)

[] Position in running at each section and finish TAB# Saddle cloth number

-:--:-- No data available at this section

NA No data available

DNT Did not track

BAR# Barrier/Gate Position

DNF Did not finish

DT-W Distance travelled compared to winner in metres

Fastest split

Fastest section



NZ Metropolitan Trotting Club Inc Harness
Race 3: FAHEY FENCE HIRE MOBILE TROT - 1980m

24 April 2026 - 4:01PM



Weather: Fine

Field Times 0:29.11 0:14.72
(Race Tempo) (0:14.38) (0:14.72)

Rank	TAB#	Horse	Overall Time	First 400m	Top Speed km/h (Section)	L400	L200						
	(BAR#)	Driver	Margin (DT-W)	Last 600m	Fastest Section (Time)	400 - 200	200 - Finish						
1	7	He's My Creation	2:27.84	0:28.30	52.4 (1980 - 1800)	0:29.11 [1]	0:14.72 [1]						
	(7)	S J Thornley		0:44.12	400-200 (0:14.38)	(0:14.38)	(0:14.72)						
2	11	Valyrian	2:28.02	0:29.89	52.8 (200-0)	0:28.74 [4]	0:14.24 [2]						
	(11)	O G Thornley	1.1L (+13)	0:43.86	200-0 (0:14.24)	(0:14.50)	(0:14.24)						
3	2	Clovelly Hill	2:28.85	0:28.44	52.4 (1980 - 1800)	0:29.38 [5]	0:14.62 [5]						
	(2)	R D Close	5.8L (-6)	0:44.45	1800-1600 (0:14.61)	(0:14.76)	(0:14.62)						
4	3	Ridge	2:28.91	0:27.91	53.0 (1980 - 1800)	0:29.76 [3]	0:15.02 [3]						
	(3)	S E O'Reilly	6.1L (-5)	0:44.83	1800-1600 (0:14.52)	(0:14.74)	(0:15.02)						
5	6	Wot Up Tyron	2:28.99	0:29.33	52.2 (200-0)	0:28.80 [9]	0:14.09 [9]						
	(6)	T M Williams	6.6L (+5)	0:43.85	200-0 (0:14.09)	(0:14.71)	(0:14.09)						
6	4	Barrytown	2:29.06	0:30.94	51.4 (1800-1600)	0:29.20 [8]	0:14.47 [8]						
	(4)	R E Harrison	7.0L (+3)	0:44.28	1800-1600 (0:14.37)	(0:14.73)	(0:14.47)						
7	10	The River Boy	2:29.35	0:28.90	51.9 (1980 - 1800)	0:29.49 [7]	0:14.82 [6]						
	(10)	S W Hill	8.7L (-5)	0:44.58	400-200 (0:14.67)	(0:14.67)	(0:14.82)						
8	12	What The Bell	2:29.90	0:29.77	50.2 (400-200)	0:29.58 [10]	0:14.93 [10]						
	(12)	S J Ottley	11.8L (-8)	0:44.42	400-200 (0:14.65)	(0:14.65)	(0:14.93)						
9	9	Silvester	2:30.06	0:30.28	49.6 (1200-1000)	0:30.49 [6]	0:15.49 [7]						
	(9)	J W Cox	12.7L (+15)	0:45.58	800-600 (0:14.85)	(0:15.00)	(0:15.49)						
10	8	Waihemo Hannah	2:30.37	0:29.55	50.5 (1980 - 1800)	0:31.40 [2]	0:16.16 [4]						
	(8)	L F O'Reilly	14.5L (+10)	0:46.52	800-600 (0:14.84)	(0:15.23)	(0:16.16)						

Scratched: Terry Webster (#1)

Report Created: Fri 24 April 2026

(Note: Races are conducted over an approximate distance as close as possible to the advertised distance, and recorded data may vary accordingly. Official times refer to race times only and do not include handicap times.)

[] Position in running at each section and finish TAB# Saddle cloth number

-:--:-- No data available at this section

NA No data available

DNT Did not track

BAR# Barrier/Gate Position

DNF Did not finish

DT-W Distance travelled compared to winner in metres

Fastest split

Fastest section



NZ Metropolitan Trotting Club Inc Harness
Race 3: FAHEY FENCE HIRE MOBILE TROT - 1980m

24 April 2026 - 4:01PM

Weather: Fine



Field Times 0:29.11 0:14.72
(Race Tempo) (0:14.38) (0:14.72)

Rank	TAB#	Horse	Overall Time	First 400m	Top Speed km/h (Section)	L400	L200						
	(BAR#)	Driver	Margin (DT-W)	Last 600m	Fastest Section (Time)	400 - 200	200 - Finish						
11	5	Silverlinings	2:31.06	0:28.80	53.9 (1980 - 1800)	0:30.41 [11]	0:15.47 [11]						
	(5)	W J House	18.4L (+18)	0:45.77	1400-1200 (0:14.56)	(0:14.94)	(0:15.47)						

Scratched: Terry Webster (#1)

Report Created: Fri 24 April 2026

(Note: Races are conducted over an approximate distance as close as possible to the advertised distance, and recorded data may vary accordingly. Official times refer to race times only and do not include handicap times.)

[] Position in running at each section and finish TAB# Saddle cloth number

-:--:- No data available at this section

NA No data available

DNT Did not track

BAR# Barrier/Gate Position

DNF Did not finish

DT-W Distance travelled compared to winner in metres

Fastest split

Fastest section

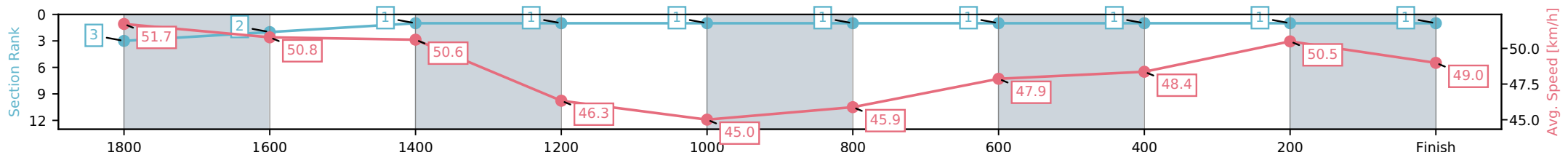
Horse/Jockey Name	He's My Creation/S J Thornley
Finish Rank	1
Fastest Section Time (Section)	0:14.38 (400-200)
Top Speed [km/h] (Section)	52.4 (1980 - 1800)
Race State	Finished



NZ Metropolitan Trotting Club Inc Harness
 Race 3: FAHEY FENCE HIRE MOBILE TROT - 1980m
 24 April 2026 - 4:01PM
 Weather: Fine



Section	L1980	L1800	L1600	L1400	L1200	L1000	L800	L600	L400	L200
Section Times	2:27.84 (0:12.10)	2:15.74 [2] (0:14.56)	2:01.18 [1] (0:14.50)	1:46.68 [1] (0:15.54)	1:31.14 [1] (0:16.14)	1:15.00 [1] (0:15.82)	0:59.17 [1] (0:15.04)	0:44.13 [1] (0:15.02)	0:29.11 [1] (0:14.38)	0:14.72 [1] (0:14.72)
Average Speed [km/h]	51.7	50.8	50.6	46.3	45.0	45.9	47.9	48.4	50.5	49.0
Top Speed [km/h]	52.4	51.8	51.0	49.4	46.3	47.0	48.6	49.3	51.5	51.4
Avg. Dist. to Rail [m]	8.2	4.2	2.5	3.2	1.2	1.3	1.5	1.4	1.5	3.8



[] Ranking at each section and finish
 -:-:- No data available at this section
 NA No data available

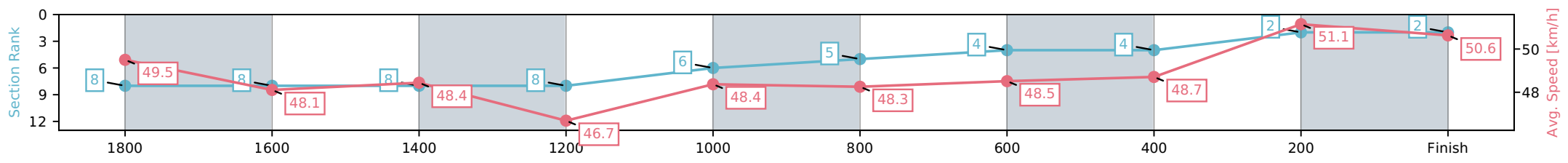
Horse/Jockey Name	Valyrian/O G Thornley
Finish Rank	2
Fastest Section Time (Section)	0:14.24 (200-0)
Top Speed [km/h] (Section)	52.8 (200-0)
Race State	Finished



NZ Metropolitan Trotting Club Inc Harness
 Race 3: FAHEY FENCE HIRE MOBILE TROT - 1980m
 24 April 2026 - 4:01PM
 Weather: Fine



Section	L1980	L1800	L1600	L1400	L1200	L1000	L800	L600	L400	L200
Section Times	2:28.02 (0:12.95)	2:15.07 [8] (0:15.30)	1:59.77 [8] (0:15.18)	1:44.58 [8] (0:15.42)	1:29.16 [6] (0:15.22)	1:13.94 [5] (0:15.24)	0:58.70 [4] (0:14.83)	0:43.87 [4] (0:15.12)	0:28.74 [2] (0:14.50)	0:14.24 [2] (0:14.24)
Average Speed [km/h]	49.5	48.1	48.4	46.7	48.4	48.3	48.5	48.7	51.1	50.6
Top Speed [km/h]	50.4	49.1	49.7	47.5	49.2	49.3	48.8	49.8	52.2	52.8
Avg. Dist. to Rail [m]	4.4	3.7	2.9	4.5	2.8	3.0	3.4	3.1	4.5	5.9



[] Ranking at each section and finish
 -:-:- No data available at this section
 NA No data available

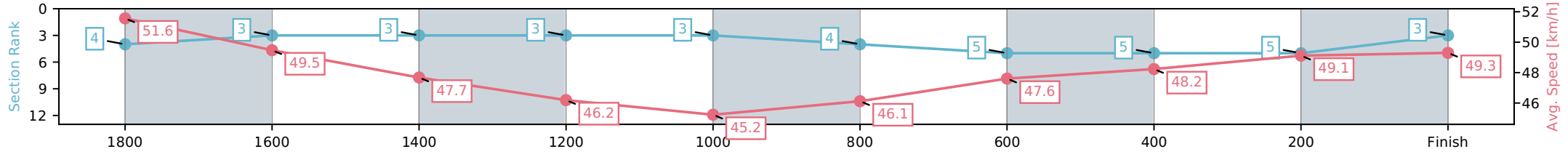
Horse/Jockey Name	Clovelly Hill/R D Close
Finish Rank	3
Fastest Section Time (Section)	0:14.61 (1800-1600)
Top Speed [km/h] (Section)	52.4 (1980 - 1800)
Race State	Finished



NZ Metropolitan Trotting Club Inc Harness
 Race 3: FAHEY FENCE HIRE MOBILE TROT - 1980m
 24 April 2026 - 4:01PM
 Weather: Fine



Section	L1980	L1800	L1600	L1400	L1200	L1000	L800	L600	L400	L200
Section Times	2:28.85 (0:12.12)	2:16.73 [3] (0:14.61)	2:02.13 [3] (0:15.20)	1:46.93 [3] (0:15.58)	1:31.34 [3] (0:16.05)	1:15.30 [4] (0:15.72)	0:59.57 [5] (0:15.13)	0:44.44 [5] (0:15.07)	0:29.38 [5] (0:14.76)	0:14.62 [3] (0:14.62)
Average Speed [km/h]	51.6	49.5	47.7	46.2	45.2	46.1	47.6	48.2	49.1	49.3
Top Speed [km/h]	52.4	51.8	48.0	48.0	46.3	47.0	48.3	48.8	49.6	50.3
Avg. Dist. to Rail [m]	2.6	0.9	1.1	3.2	1.1	1.2	1.8	1.5	1.2	1.7



[] Ranking at each section and finish
 -:-:- No data available at this section
 NA No data available

Horse/Jockey Name	Ridge/S E O'Reilly
Finish Rank	4
Fastest Section Time (Section)	0:14.52 (1800-1600)
Top Speed [km/h] (Section)	53.0 (1980 - 1800)
Race State	Finished



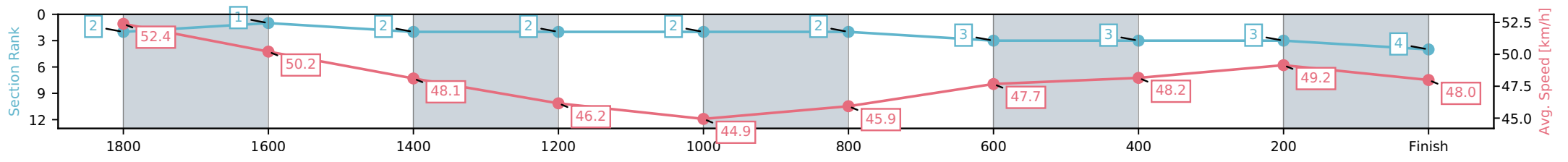
NZ Metropolitan Trotting Club Inc Harness
 Race 3: FAHEY FENCE HIRE MOBILE TROT - 1980m



24 April 2026 - 4:01PM

Weather: Fine

Section	L1980	L1800	L1600	L1400	L1200	L1000	L800	L600	L400	L200
Section Times	2:28.91 (0:11.90)	2:17.02 [1] (0:14.52)	2:02.50 [2] (0:15.06)	1:47.44 [2] (0:15.60)	1:31.84 [2] (0:16.13)	1:15.71 [2] (0:15.78)	0:59.93 [3] (0:15.10)	0:44.82 [3] (0:15.07)	0:29.76 [3] (0:14.74)	0:15.02 [4] (0:15.02)
Average Speed [km/h]	52.4	50.2	48.1	46.2	44.9	45.9	47.7	48.2	49.2	48.0
Top Speed [km/h]	53.0	52.1	48.9	48.4	45.9	46.9	48.2	48.8	50.2	50.3
Avg. Dist. to Rail [m]	4.2	2.2	1.0	2.9	0.9	1.1	1.5	1.2	1.1	3.5



[] Ranking at each section and finish
 -:-:- No data available at this section
 NA No data available

Horse/Jockey Name	Wot Up Tyron/T M Williams
Finish Rank	5
Fastest Section Time (Section)	0:14.09 (200-0)
Top Speed [km/h] (Section)	52.2 (200-0)
Race State	Finished



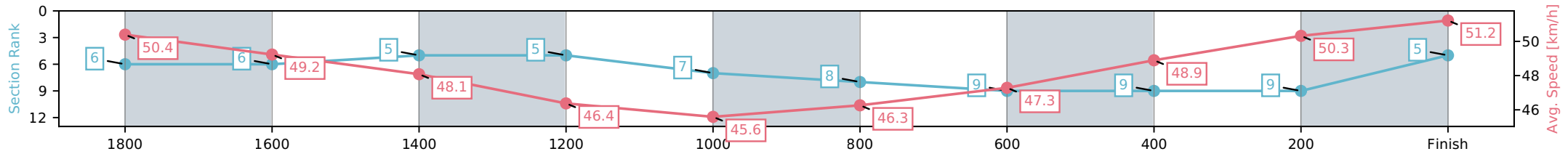
NZ Metropolitan Trotting Club Inc Harness
 Race 3: FAHEY FENCE HIRE MOBILE TROT - 1980m



24 April 2026 - 4:01PM

Weather: Fine

Section	L1980	L1800	L1600	L1400	L1200	L1000	L800	L600	L400	L200
Section Times	2:28.99 (0:12.54)	2:16.45 [6] (0:14.95)	2:01.50 [5] (0:15.25)	1:46.25 [5] (0:15.53)	1:30.72 [7] (0:15.94)	1:14.79 [8] (0:15.71)	0:59.08 [9] (0:15.22)	0:43.86 [9] (0:15.05)	0:28.80 [9] (0:14.71)	0:14.09 [5] (0:14.09)
Average Speed [km/h]	50.4	49.2	48.1	46.4	45.6	46.3	47.3	48.9	50.3	51.2
Top Speed [km/h]	51.8	50.2	48.9	47.7	46.9	46.9	48.3	50.2	51.9	52.2
Avg. Dist. to Rail [m]	6.7	3.5	2.6	3.9	1.2	1.5	2.0	3.0	4.6	9.6



- [] Ranking at each section and finish
- :-:- No data available at this section
- NA No data available

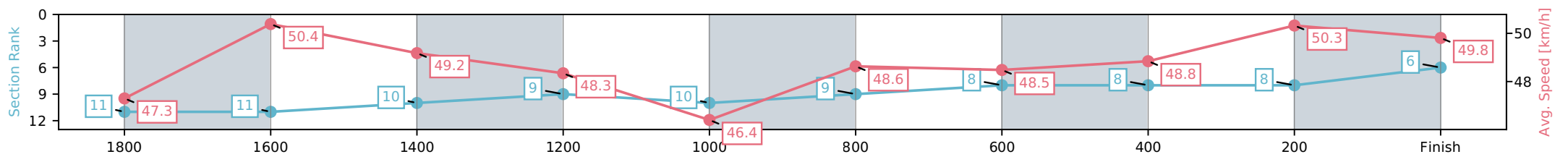
Horse/Jockey Name	Barrytown/R E Harrison
Finish Rank	6
Fastest Section Time (Section)	0:14.37 (1800-1600)
Top Speed [km/h] (Section)	51.4 (1800-1600)
Race State	Finished



NZ Metropolitan Trotting Club Inc Harness
 Race 3: FAHEY FENCE HIRE MOBILE TROT - 1980m
 24 April 2026 - 4:01PM
 Weather: Fine



Section	L1980	L1800	L1600	L1400	L1200	L1000	L800	L600	L400	L200
Section Times	2:29.06 (0:15.11)	2:13.95 [11] (0:14.37)	1:59.58 [10] (0:14.74)	1:44.84 [9] (0:14.90)	1:29.95 [10] (0:15.67)	1:14.27 [9] (0:15.14)	0:59.14 [8] (0:14.86)	0:44.28 [8] (0:15.08)	0:29.20 [8] (0:14.73)	0:14.47 [6] (0:14.47)
Average Speed [km/h]	47.3	50.4	49.2	48.3	46.4	48.6	48.5	48.8	50.3	49.8
Top Speed [km/h]	51.2	51.4	49.8	50.1	48.8	49.8	49.2	49.5	51.2	51.1
Avg. Dist. to Rail [m]	5.6	1.3	1.1	2.6	1.3	3.2	3.7	3.3	4.6	7.9



[] Ranking at each section and finish
 -:-:- No data available at this section
 NA No data available

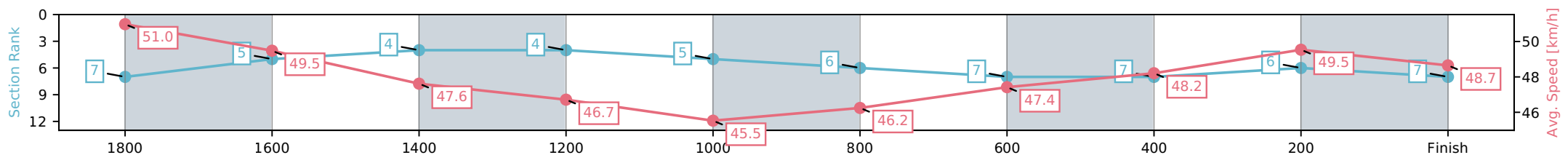
Horse/Jockey Name	The River Boy/S W Hill
Finish Rank	7
Fastest Section Time (Section)	0:14.67 (400-200)
Top Speed [km/h] (Section)	51.9 (1980 - 1800)
Race State	Finished



NZ Metropolitan Trotting Club Inc Harness
 Race 3: FAHEY FENCE HIRE MOBILE TROT - 1980m
 24 April 2026 - 4:01PM
 Weather: Fine



Section	L1980	L1800	L1600	L1400	L1200	L1000	L800	L600	L400	L200
Section Times	2:29.35 (0:12.60)	2:16.75 [5] (0:14.67)	2:02.08 [4] (0:15.22)	1:46.86 [4] (0:15.41)	1:31.45 [5] (0:15.97)	1:15.47 [6] (0:15.71)	0:59.77 [7] (0:15.18)	0:44.58 [7] (0:15.09)	0:29.49 [6] (0:14.67)	0:14.82 [7] (0:14.82)
Average Speed [km/h]	51.0	49.5	47.6	46.7	45.5	46.2	47.4	48.2	49.5	48.7
Top Speed [km/h]	51.9	50.4	48.1	48.1	46.7	47.0	48.3	48.8	50.2	50.0
Avg. Dist. to Rail [m]	2.4	1.5	1.1	3.2	1.3	1.4	2.0	1.6	1.6	3.5



[] Ranking at each section and finish
 -:-:- No data available at this section
 NA No data available

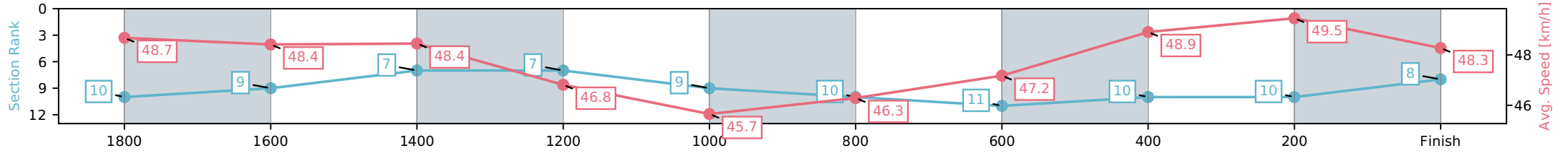
Horse/Jockey Name	What The Bell/S J Ottley
Finish Rank	8
Fastest Section Time (Section)	0:14.65 (400-200)
Top Speed [km/h] (Section)	50.2 (400-200)
Race State	Finished



NZ Metropolitan Trotting Club Inc Harness
 Race 3: FAHEY FENCE HIRE MOBILE TROT - 1980m
 24 April 2026 - 4:01PM
 Weather: Fine



Section	L1980	L1800	L1600	L1400	L1200	L1000	L800	L600	L400	L200
Section Times	2:29.90 (0:13.33)	2:16.57 [9] (0:14.96)	2:01.61 [7] (0:14.94)	1:46.68 [7] (0:15.39)	1:31.29 [9] (0:15.91)	1:15.38 [10] (0:15.69)	0:59.69 [11] (0:15.27)	0:44.42 [10] (0:14.84)	0:29.58 [10] (0:14.65)	0:14.93 [8] (0:14.93)
Average Speed [km/h]	48.7	48.4	48.4	46.8	45.7	46.3	47.2	48.9	49.5	48.3
Top Speed [km/h]	49.5	49.2	49.2	48.9	47.0	47.0	48.1	49.9	50.2	50.1
Avg. Dist. to Rail [m]	5.4	1.4	0.9	2.6	1.2	1.5	2.0	1.4	1.0	2.6



[] Ranking at each section and finish
 -:-:- No data available at this section
 NA No data available

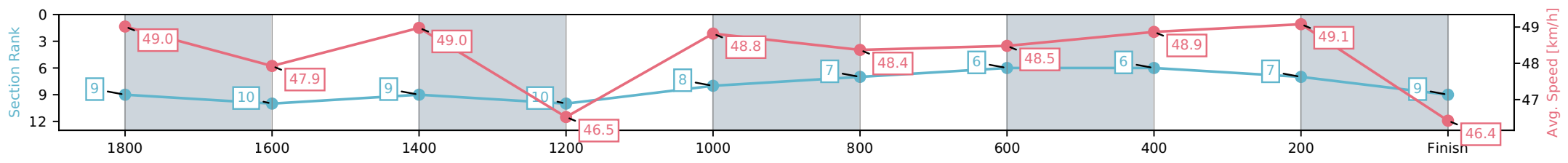
Horse/Jockey Name	Silvester/J W Cox
Finish Rank	9
Fastest Section Time (Section)	0:14.85 (800-600)
Top Speed [km/h] (Section)	49.6 (1200-1000)
Race State	Finished



NZ Metropolitan Trotting Club Inc Harness
 Race 3: FAHEY FENCE HIRE MOBILE TROT - 1980m
 24 April 2026 - 4:01PM
 Weather: Fine



Section	L1980	L1800	L1600	L1400	L1200	L1000	L800	L600	L400	L200
Section Times	2:30.06 (0:13.13)	2:16.93 [10] (0:15.53)	2:01.40 [9] (0:15.10)	1:46.30 [10] (0:15.48)	1:30.83 [8] (0:15.16)	1:15.67 [7] (0:15.24)	1:00.43 [6] (0:14.85)	0:45.58 [6] (0:15.09)	0:30.49 [7] (0:15.00)	0:15.49 [9] (0:15.49)
Average Speed [km/h]	49.0	47.9	49.0	46.5	48.8	48.4	48.5	48.9	49.1	46.4
Top Speed [km/h]	49.5	49.4	49.4	47.5	49.6	49.3	49.1	49.4	49.5	48.9
Avg. Dist. to Rail [m]	12.4	5.6	3.5	5.0	3.4	3.4	3.7	3.4	3.5	7.0



[] Ranking at each section and finish
 -:-:- No data available at this section
 NA No data available

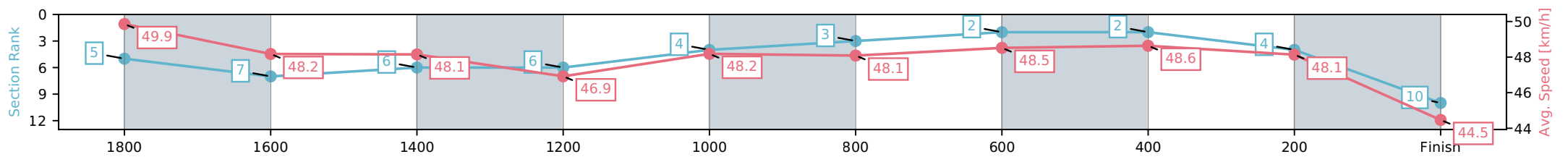
Horse/Jockey Name	Waihemo Hannah/L F O'Reilly
Finish Rank	10
Fastest Section Time (Section)	0:14.84 (800-600)
Top Speed [km/h] (Section)	50.5 (1980 - 1800)
Race State	Finished



NZ Metropolitan Trotting Club Inc Harness
 Race 3: FAHEY FENCE HIRE MOBILE TROT - 1980m
 24 April 2026 - 4:01PM
 Weather: Fine



Section	L1980	L1800	L1600	L1400	L1200	L1000	L800	L600	L400	L200
Section Times	2:30.37 (0:12.54)	2:17.83 [7] (0:15.32)	2:02.51 [6] (0:15.26)	1:47.25 [6] (0:15.35)	1:31.91 [4] (0:15.28)	1:16.63 [3] (0:15.27)	1:01.36 [2] (0:14.84)	0:46.52 [2] (0:15.13)	0:31.40 [4] (0:15.23)	0:16.16 [10] (0:16.16)
Average Speed [km/h]	49.9	48.2	48.1	46.9	48.2	48.1	48.5	48.6	48.1	44.5
Top Speed [km/h]	50.5	49.3	49.4	48.0	48.7	48.9	48.8	49.1	49.1	47.3
Avg. Dist. to Rail [m]	9.7	4.3	2.8	4.4	2.7	2.9	3.3	3.0	2.9	5.0



[] Ranking at each section and finish
 -:-:- No data available at this section
 NA No data available

Horse/Jockey Name	Silverlinings/W J House
Finish Rank	11
Fastest Section Time (Section)	0:14.56 (1400-1200)
Top Speed [km/h] (Section)	53.9 (1980 - 1800)
Race State	Finished



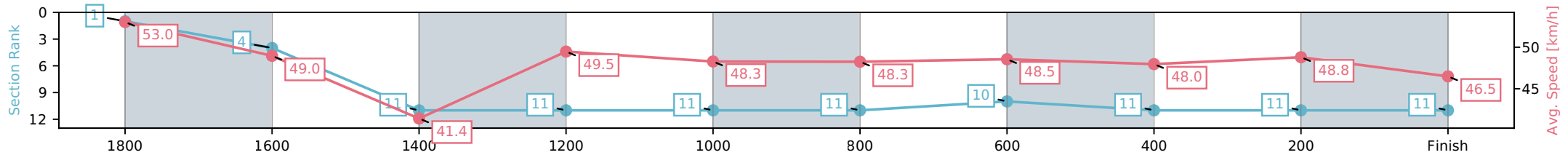
NZ Metropolitan Trotting Club Inc Harness
 Race 3: FAHEY FENCE HIRE MOBILE TROT - 1980m



24 April 2026 - 4:01PM

Weather: Fine

Section	L1980	L1800	L1600	L1400	L1200	L1000	L800	L600	L400	L200
Section Times	2:31.06 (0:11.74)	2:19.32 [4] (0:15.22)	2:04.10 [11] (0:18.45)	1:45.65 [11] (0:14.56)	1:31.09 [11] (0:15.27)	1:15.82 [11] (0:15.22)	1:00.60 [10] (0:14.83)	0:45.77 [11] (0:15.36)	0:30.41 [11] (0:14.94)	0:15.47 [11] (0:15.47)
Average Speed [km/h]	53.0	49.0	41.4	49.5	48.3	48.3	48.5	48.0	48.8	46.5
Top Speed [km/h]	53.9	52.4	48.5	50.5	48.9	49.1	49.3	49.4	49.3	49.0
Avg. Dist. to Rail [m]	6.3	4.8	7.4	5.1	2.9	3.1	4.1	3.5	1.8	5.0



- [] Ranking at each section and finish
- :-:- No data available at this section
- NA No data available