



NZ Metropolitan Trotting Club Inc Harness

Race 4: EXPERIENCE THE THRILL AT ADDINGTON MOBILE PACE - 1980m

24 April 2026 - 4:24PM



Weather: Fine

Field Times	2:24.44	2:12.91	1:57.72	1:42.23	1:27.14	1:12.12	0:57.06	0:42.56
(Race Tempo)	(0:11.53)	(0:15.19)	(0:15.49)	(0:15.10)	(0:15.02)	(0:15.06)	(0:14.50)	(0:14.35)

Rank	TAB#	Horse	Overall Time	First 400m	Top Speed km/h (Section)	L1980	L1800	L1600	L1400	L1200	L1000	L800	L600
	(BAR#)	Driver	Margin (DT-W)	Last 600m	Fastest Section (Time)	Start - 1800	1800 - 1600	1600 - 1400	1400 - 1200	1200 - 1000	1000 - 800	800 - 600	600 - 400
1	2	Stumpy Blackler	2:24.44	0:28.69	53.2 (1980 - 1800)	2:24.44	2:12.55 [3]	1:57.32 [2]	1:41.86 [2]	1:26.80 [3]	1:11.76 [4]	0:56.69 [3]	0:42.22 [3]
	(2)	T M Williams		0:42.21	200-0 (0:13.88)	(0:11.89)	(0:15.23)	(0:15.46)	(0:15.06)	(0:15.04)	(0:15.07)	(0:14.47)	(0:14.33)
2	1	Captain Cool	2:24.47	0:28.30	56.1 (1980 - 1800)	2:24.47	2:12.94 [1]	1:57.75 [1]	1:42.26 [1]	1:27.17 [1]	1:12.15 [1]	0:57.09 [1]	0:42.59 [1]
	(1)	J W Cox	0.0L (+1)	0:42.59	400-200 (0:14.03)	(0:11.53)	(0:15.19)	(0:15.49)	(0:15.10)	(0:15.02)	(0:15.06)	(0:14.50)	(0:14.34)
3	7	All Of Me	2:25.02	0:30.05	53.0 (1980 - 1800)	2:25.02	2:12.86 [4]	1:56.65 [9]	1:41.05 [10]	1:27.04 [7]	1:12.37 [3]	0:57.45 [2]	0:42.91 [2]
	(7)	A M Butt	3.3L (+23)	0:42.91	1400-1200 (0:14.01)	(0:12.16)	(0:16.21)	(0:15.60)	(0:14.01)	(0:14.67)	(0:14.92)	(0:14.54)	(0:14.52)
4	6	Bettor Go Vinnie	2:25.44	0:29.75	52.8 (400-200)	2:25.44	2:12.84 [8]	1:57.26 [8]	1:41.81 [8]	1:27.78 [4]	1:12.92 [2]	0:57.57 [4]	0:43.03 [4]
	(6)	R E Harrison	5.8L (+17)	0:43.03	1400-1200 (0:14.02)	(0:12.60)	(0:15.58)	(0:15.45)	(0:14.02)	(0:14.86)	(0:15.35)	(0:14.54)	(0:14.52)
5	10	Trail Boss	2:25.72	0:29.60	52.9 (200-0)	2:25.72	2:13.11 [9]	1:57.73 [7]	1:42.38 [6]	1:27.41 [9]	1:12.31 [8]	0:57.35 [7]	0:42.81 [7]
	(U1)	S J Tomlinson	7.3L (+0)	0:42.81	400-200 (0:14.08)	(0:12.61)	(0:15.38)	(0:15.35)	(0:14.97)	(0:15.10)	(0:14.97)	(0:14.54)	(0:14.43)
6	3	Auntie Deb	2:26.02	0:28.99	51.4 (1980 - 1800)	2:26.02	2:13.78 [6]	1:58.59 [4]	1:43.12 [4]	1:28.10 [5]	1:13.01 [6]	0:57.99 [5]	0:43.44 [5]
	(3)	M J Williamson	9.1L (-1)	0:43.45	400-200 (0:14.26)	(0:12.24)	(0:15.19)	(0:15.48)	(0:15.01)	(0:15.10)	(0:15.02)	(0:14.54)	(0:14.43)
7	5	Molly Maeve Estelle	2:26.12	0:29.39	52.8 (1980 - 1800)	2:26.12	2:13.93 [5]	1:58.58 [5]	1:43.09 [5]	1:28.19 [6]	1:12.97 [7]	0:57.59 [8]	0:43.06 [8]
	(5)	S E O'Reilly	9.6L (+16)	0:43.06	200-0 (0:14.11)	(0:12.19)	(0:15.36)	(0:15.48)	(0:14.90)	(0:15.22)	(0:15.38)	(0:14.52)	(0:14.61)
8	8	Star On The Rocks	2:26.28	0:30.26	53.2 (400-200)	2:26.28	2:13.85 [7]	1:57.56 [10]	1:42.37 [9]	1:27.67 [10]	1:12.52 [10]	0:57.34 [10]	0:42.97 [9]
	(8)	S J Thornley	10.5L (+5)	0:42.97	400-200 (0:14.14)	(0:12.43)	(0:16.29)	(0:15.19)	(0:14.70)	(0:15.15)	(0:15.18)	(0:14.36)	(0:14.53)
9	9	Share A Dream	2:26.35	0:29.45	52.9 (200-0)	2:26.35	2:13.69 [10]	1:58.46 [6]	1:43.00 [7]	1:28.11 [8]	1:12.93 [9]	0:57.51 [9]	0:43.02 [10]
	(9)	C R Ferguson	10.9L (+14)	0:43.02	400-200 (0:14.01)	(0:12.66)	(0:15.22)	(0:15.46)	(0:14.89)	(0:15.18)	(0:15.42)	(0:14.50)	(0:14.68)
10	4	Better Be Quick	2:26.65	0:28.78	53.9 (1980 - 1800)	2:26.65	2:14.78 [2]	1:59.44 [3]	1:44.02 [3]	1:29.08 [2]	1:13.80 [5]	0:58.47 [6]	0:43.93 [6]
	(4)	G D O'Reilly	12.7L (+17)	0:43.93	400-200 (0:14.36)	(0:11.87)	(0:15.34)	(0:15.42)	(0:14.94)	(0:15.28)	(0:15.34)	(0:14.54)	(0:14.51)

Report Created: Fri 24 April 2026

(Note: Races are conducted over an approximate distance as close as possible to the advertised distance, and recorded data may vary accordingly. Official times refer to race times only and do not include handicap times.)

[] Position in running at each section and finish TAB# Saddle cloth number

[] Fastest split

-:--:-- No data available at this section

BAR# Barrier/Gate Position

[█] Fastest section

NA No data available

DNF Did not finish

DNT Did not track

DT-W Distance travelled compared to winner in metres



NZ Metropolitan Trotting Club Inc Harness

Race 4: EXPERIENCE THE THRILL AT ADDINGTON MOBILE PACE - 1980m

24 April 2026 - 4:24PM

Weather: Fine



Field Times 0:28.22 0:14.19
(Race Tempo) (0:14.03) (0:14.19)

Rank	TAB#	Horse	Overall Time	First 400m	Top Speed km/h (Section)	L400	L200						
	(BAR#)	Driver	Margin (DT-W)	Last 600m	Fastest Section (Time)	400 - 200	200 - Finish						
1	2	Stumpy Blackler	2:24.44	0:28.69	53.2 (1980 - 1800)	0:27.89 [2]	0:13.88 [2]						
	(2)	T M Williams		0:42.21	200-0 (0:13.88)	(0:14.00)	(0:13.88)						
2	1	Captain Cool	2:24.47	0:28.30	56.1 (1980 - 1800)	0:28.25 [1]	0:14.22 [1]						
	(1)	J W Cox	0.0L (+1)	0:42.59	400-200 (0:14.03)	(0:14.03)	(0:14.22)						
3	7	All Of Me	2:25.02	0:30.05	53.0 (1980 - 1800)	0:28.39 [3]	0:14.13 [3]						
	(7)	A M Butt	3.3L (+23)	0:42.91	1400-1200 (0:14.01)	(0:14.26)	(0:14.13)						
4	6	Bettor Go Vinnie	2:25.44	0:29.75	52.8 (400-200)	0:28.51 [4]	0:14.36 [4]						
	(6)	R E Harrison	5.8L (+17)	0:43.03	1400-1200 (0:14.02)	(0:14.15)	(0:14.36)						
5	10	Trail Boss	2:25.72	0:29.60	52.9 (200-0)	0:28.38 [7]	0:14.30 [6]						
	(U1)	S J Tomlinson	7.3L (+0)	0:42.81	400-200 (0:14.08)	(0:14.08)	(0:14.30)						
6	3	Auntie Deb	2:26.02	0:28.99	51.4 (1980 - 1800)	0:29.02 [5]	0:14.76 [5]						
	(3)	M J Williamson	9.1L (-1)	0:43.45	400-200 (0:14.26)	(0:14.26)	(0:14.76)						
7	5	Molly Maeve Estelle	2:26.12	0:29.39	52.8 (1980 - 1800)	0:28.45 [8]	0:14.11 [9]						
	(5)	S E O'Reilly	9.6L (+16)	0:43.06	200-0 (0:14.11)	(0:14.34)	(0:14.11)						
8	8	Star On The Rocks	2:26.28	0:30.26	53.2 (400-200)	0:28.44 [9]	0:14.30 [8]						
	(8)	S J Thornley	10.5L (+5)	0:42.97	400-200 (0:14.14)	(0:14.14)	(0:14.30)						
9	9	Share A Dream	2:26.35	0:29.45	52.9 (200-0)	0:28.33 [10]	0:14.33 [10]						
	(9)	C R Ferguson	10.9L (+14)	0:43.02	400-200 (0:14.01)	(0:14.01)	(0:14.33)						
10	4	Better Be Quick	2:26.65	0:28.78	53.9 (1980 - 1800)	0:29.42 [6]	0:15.06 [7]						
	(4)	G D O'Reilly	12.7L (+17)	0:43.93	400-200 (0:14.36)	(0:14.36)	(0:15.06)						

Report Created: Fri 24 April 2026

(Note: Races are conducted over an approximate distance as close as possible to the advertised distance, and recorded data may vary accordingly. Official times refer to race times only and do not include handicap times.)

[] Position in running at each section and finish TAB# Saddle cloth number

-:--:-- No data available at this section

NA No data available

DNT Did not track

BAR# Barrier/Gate Position

DNF Did not finish

DT-W Distance travelled compared to winner in metres

Fastest split

Fastest section

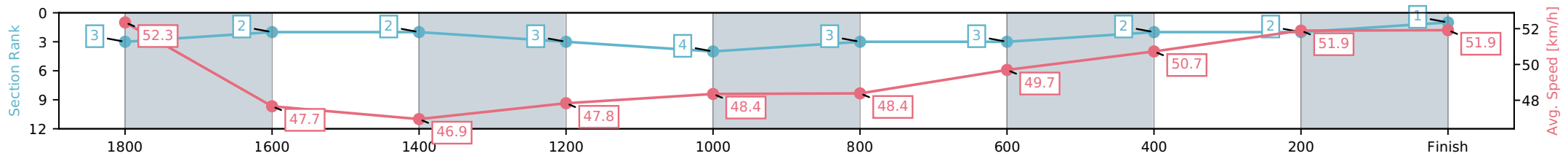
Horse/Jockey Name	Stumpy Blackler/T M Williams
Finish Rank	1
Fastest Section Time (Section)	0:13.88 (200-0)
Top Speed [km/h] (Section)	53.2 (1980 - 1800)
Race State	Finished



NZ Metropolitan Trotting Club Inc Harness
 Race 4: EXPERIENCE THE THRILL AT ADDINGTON MOBILE
 PACE - 1980m
 24 April 2026 - 4:24PM
 Weather: Fine



Section	L1980	L1800	L1600	L1400	L1200	L1000	L800	L600	L400	L200
Section Times	2:24.44 (0:11.89)	2:12.55 [2] (0:15.23)	1:57.32 [2] (0:15.46)	1:41.86 [3] (0:15.06)	1:26.80 [4] (0:15.04)	1:11.76 [3] (0:15.07)	0:56.69 [3] (0:14.47)	0:42.22 [2] (0:14.33)	0:27.89 [2] (0:14.00)	0:13.88 [1] (0:13.88)
Average Speed [km/h]	52.3	47.7	46.9	47.8	48.4	48.4	49.7	50.7	51.9	51.9
Top Speed [km/h]	53.2	50.7	48.2	48.1	49.9	49.8	50.8	51.3	52.2	52.6
Avg. Dist. to Rail [m]	2.8	1.3	1.3	3.7	1.4	1.6	1.7	1.5	1.6	2.7



- [] Ranking at each section and finish
- :-:- No data available at this section
- NA No data available

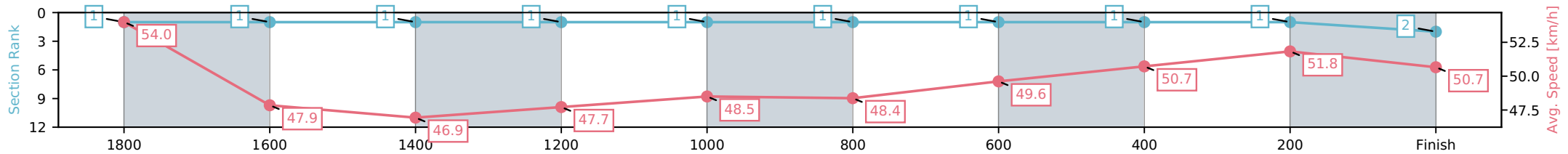
Horse/Jockey Name	Captain Cool/J W Cox
Finish Rank	2
Fastest Section Time (Section)	0:14.03 (400-200)
Top Speed [km/h] (Section)	56.1 (1980 - 1800)
Race State	Finished



NZ Metropolitan Trotting Club Inc Harness
 Race 4: EXPERIENCE THE THRILL AT ADDINGTON MOBILE
 PACE - 1980m
 24 April 2026 - 4:24PM
 Weather: Fine



Section	L1980	L1800	L1600	L1400	L1200	L1000	L800	L600	L400	L200
Section Times	2:24.47 (0:11.53)	2:12.94 [1] (0:15.19)	1:57.75 [1] (0:15.49)	1:42.26 [1] (0:15.10)	1:27.17 [1] (0:15.02)	1:12.15 [1] (0:15.06)	0:57.09 [1] (0:14.50)	0:42.59 [1] (0:14.34)	0:28.25 [1] (0:14.03)	0:14.22 [2] (0:14.22)
Average Speed [km/h]	54.0	47.9	46.9	47.7	48.5	48.4	49.6	50.7	51.8	50.7
Top Speed [km/h]	56.1	50.7	47.7	48.2	49.4	49.5	50.8	51.5	52.2	51.3
Avg. Dist. to Rail [m]	1.8	1.6	1.5	3.9	1.5	1.6	1.7	1.5	1.8	5.0



- [] Ranking at each section and finish
- :-:- No data available at this section
- NA No data available

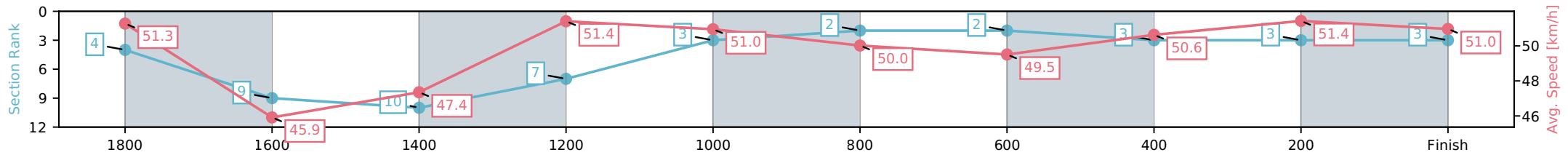
Horse/Jockey Name	All Of Me/A M Butt
Finish Rank	3
Fastest Section Time (Section)	0:14.01 (1400-1200)
Top Speed [km/h] (Section)	53.0 (1980 - 1800)
Race State	Finished



NZ Metropolitan Trotting Club Inc Harness
 Race 4: EXPERIENCE THE THRILL AT ADDINGTON MOBILE
 PACE - 1980m
 24 April 2026 - 4:24PM
 Weather: Fine



Section	L1980	L1800	L1600	L1400	L1200	L1000	L800	L600	L400	L200
Section Times	2:25.02 (0:12.16)	2:12.86 [9] (0:16.21)	1:56.65 [10] (0:15.60)	1:41.05 [7] (0:14.01)	1:27.04 [3] (0:14.67)	1:12.37 [2] (0:14.92)	0:57.45 [2] (0:14.54)	0:42.91 [3] (0:14.52)	0:28.39 [3] (0:14.26)	0:14.13 [3] (0:14.13)
Average Speed [km/h]	51.3	45.9	47.4	51.4	51.0	50.0	49.5	50.6	51.4	51.0
Top Speed [km/h]	53.0	47.6	48.7	52.7	52.2	52.2	50.0	51.2	51.8	52.0
Avg. Dist. to Rail [m]	10.6	5.2	3.5	6.9	4.6	4.8	3.5	3.0	2.5	3.2



[] Ranking at each section and finish
 -:-:- No data available at this section
 NA No data available

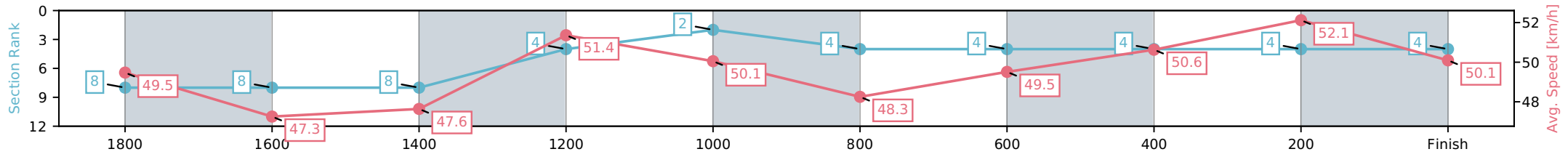
Horse/Jockey Name	Bettor Go Vinnie/R E Harrison
Finish Rank	4
Fastest Section Time (Section)	0:14.02 (1400-1200)
Top Speed [km/h] (Section)	52.8 (400-200)
Race State	Finished



NZ Metropolitan Trotting Club Inc Harness
 Race 4: EXPERIENCE THE THRILL AT ADDINGTON MOBILE
 PACE - 1980m
 24 April 2026 - 4:24PM
 Weather: Fine



Section	L1980	L1800	L1600	L1400	L1200	L1000	L800	L600	L400	L200
Section Times	2:25.44 (0:12.60)	2:12.84 [8] (0:15.58)	1:57.26 [8] (0:15.45)	1:41.81 [4] (0:14.02)	1:27.78 [2] (0:14.86)	1:12.92 [4] (0:15.35)	0:57.57 [4] (0:14.54)	0:43.03 [4] (0:14.52)	0:28.51 [4] (0:14.15)	0:14.36 [4] (0:14.36)
Average Speed [km/h]	49.5	47.3	47.6	51.4	50.1	48.3	49.5	50.6	52.1	50.1
Top Speed [km/h]	51.7	49.0	49.4	52.0	51.0	49.0	50.0	51.4	52.8	52.6
Avg. Dist. to Rail [m]	9.1	3.8	3.1	7.2	4.0	3.9	3.7	2.9	3.7	5.8



[] Ranking at each section and finish
 -:-:- No data available at this section
 NA No data available

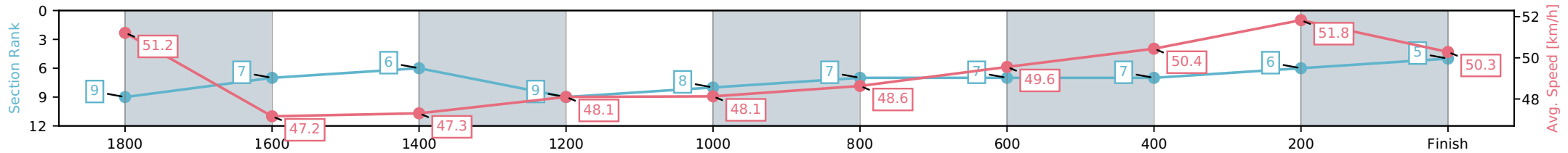
Horse/Jockey Name	Trail Boss/S J Tomlinson
Finish Rank	5
Fastest Section Time (Section)	0:14.08 (400-200)
Top Speed [km/h] (Section)	52.9 (200-0)
Race State	Finished



NZ Metropolitan Trotting Club Inc Harness
 Race 4: EXPERIENCE THE THRILL AT ADDINGTON MOBILE
 PACE - 1980m
 24 April 2026 - 4:24PM
 Weather: Fine



Section	L1980	L1800	L1600	L1400	L1200	L1000	L800	L600	L400	L200
Section Times	2:25.72 (0:12.61)	2:13.11 [7] (0:15.38)	1:57.73 [6] (0:15.35)	1:42.38 [9] (0:14.97)	1:27.41 [8] (0:15.10)	1:12.31 [7] (0:14.97)	0:57.35 [7] (0:14.54)	0:42.81 [7] (0:14.43)	0:28.38 [6] (0:14.08)	0:14.30 [5] (0:14.30)
Average Speed [km/h]	51.2	47.2	47.3	48.1	48.1	48.6	49.6	50.4	51.8	50.3
Top Speed [km/h]	52.6	49.3	48.6	49.1	50.2	50.3	50.6	50.9	52.8	52.9
Avg. Dist. to Rail [m]	4.6	1.3	1.3	3.8	1.2	1.6	1.7	1.7	2.2	3.7



[] Ranking at each section and finish
 -:-:- No data available at this section
 NA No data available

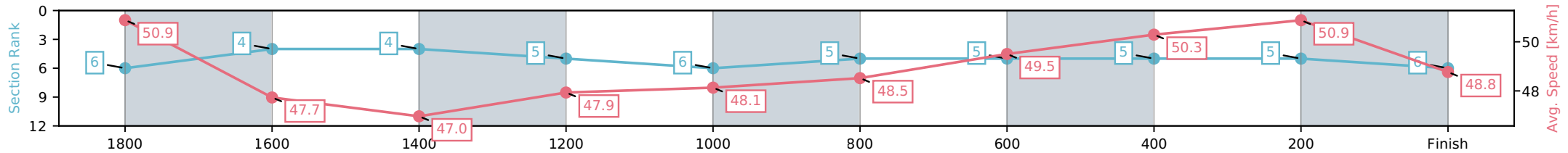
Horse/Jockey Name	Auntie Deb/M J Williamson
Finish Rank	6
Fastest Section Time (Section)	0:14.26 (400-200)
Top Speed [km/h] (Section)	51.4 (1980 - 1800)
Race State	Finished



NZ Metropolitan Trotting Club Inc Harness
 Race 4: EXPERIENCE THE THRILL AT ADDINGTON MOBILE
 PACE - 1980m
 24 April 2026 - 4:24PM
 Weather: Fine



Section	L1980	L1800	L1600	L1400	L1200	L1000	L800	L600	L400	L200
Section Times	2:26.02 (0:12.24)	2:13.78 [4] (0:15.19)	1:58.59 [4] (0:15.48)	1:43.12 [5] (0:15.01)	1:28.10 [6] (0:15.10)	1:13.01 [5] (0:15.02)	0:57.99 [5] (0:14.54)	0:43.44 [5] (0:14.43)	0:29.02 [5] (0:14.26)	0:14.76 [6] (0:14.76)
Average Speed [km/h]	50.9	47.7	47.0	47.9	48.1	48.5	49.5	50.3	50.9	48.8
Top Speed [km/h]	51.4	50.2	48.4	48.3	49.8	49.9	50.5	50.9	51.3	50.8
Avg. Dist. to Rail [m]	4.1	1.4	1.4	3.7	1.2	1.7	2.0	1.3	1.2	1.8



- [] Ranking at each section and finish
- :-:- No data available at this section
- NA No data available

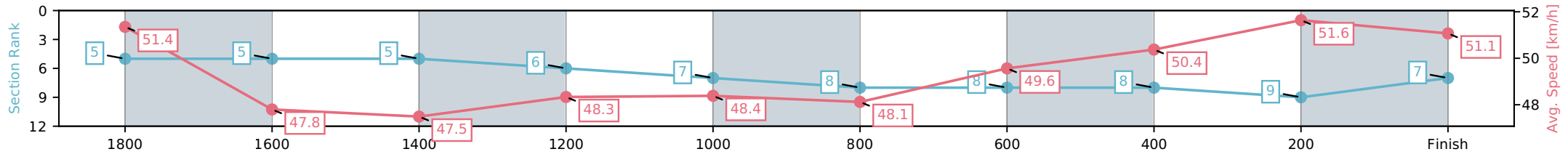
Horse/Jockey Name	Molly Maeve Estelle/S E O'Reilly
Finish Rank	7
Fastest Section Time (Section)	0:14.11 (200-0)
Top Speed [km/h] (Section)	52.8 (1980 - 1800)
Race State	Finished



NZ Metropolitan Trotting Club Inc Harness
 Race 4: EXPERIENCE THE THRILL AT ADDINGTON MOBILE
 PACE - 1980m
 24 April 2026 - 4:24PM
 Weather: Fine



Section	L1980	L1800	L1600	L1400	L1200	L1000	L800	L600	L400	L200
Section Times	2:26.12 (0:12.19)	2:13.93 [5] (0:15.36)	1:58.58 [5] (0:15.48)	1:43.09 [6] (0:14.90)	1:28.19 [7] (0:15.22)	1:12.97 [8] (0:15.38)	0:57.59 [8] (0:14.52)	0:43.06 [8] (0:14.61)	0:28.45 [9] (0:14.34)	0:14.11 [7] (0:14.11)
Average Speed [km/h]	51.4	47.8	47.5	48.3	48.4	48.1	49.6	50.4	51.6	51.1
Top Speed [km/h]	52.8	49.8	48.9	49.1	49.4	49.3	50.5	52.2	52.2	52.2
Avg. Dist. to Rail [m]	7.5	3.0	3.0	5.4	2.9	3.8	3.7	3.2	4.5	8.2



[] Ranking at each section and finish
 -:-:- No data available at this section
 NA No data available

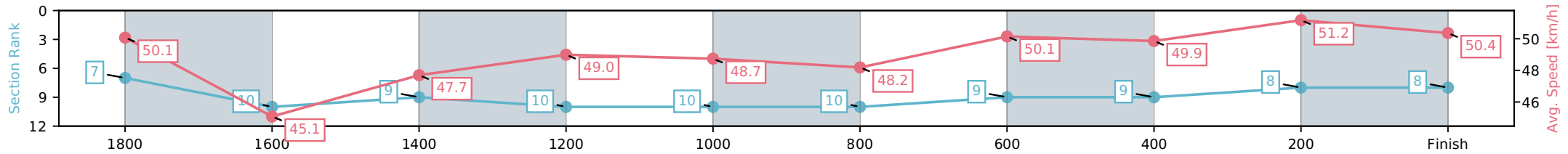
Horse/Jockey Name	Star On The Rocks/S J Thornley
Finish Rank	8
Fastest Section Time (Section)	0:14.14 (400-200)
Top Speed [km/h] (Section)	53.2 (400-200)
Race State	Finished



NZ Metropolitan Trotting Club Inc Harness
 Race 4: EXPERIENCE THE THRILL AT ADDINGTON MOBILE
 PACE - 1980m
 24 April 2026 - 4:24PM
 Weather: Fine



Section	L1980	L1800	L1600	L1400	L1200	L1000	L800	L600	L400	L200
Section Times	2:26.28 (0:12.43)	2:13.85 [10] (0:16.29)	1:57.56 [9] (0:15.19)	1:42.37 [10] (0:14.70)	1:27.67 [10] (0:15.15)	1:12.52 [10] (0:15.18)	0:57.34 [9] (0:14.36)	0:42.97 [9] (0:14.53)	0:28.44 [8] (0:14.14)	0:14.30 [8] (0:14.30)
Average Speed [km/h]	50.1	45.1	47.7	49.0	48.7	48.2	50.1	49.9	51.2	50.4
Top Speed [km/h]	52.8	47.3	48.9	49.8	50.2	50.7	51.2	50.3	53.2	53.2
Avg. Dist. to Rail [m]	12.3	4.2	1.0	4.4	3.1	2.5	2.0	1.2	1.0	3.1



- [] Ranking at each section and finish
- :-:- No data available at this section
- NA No data available

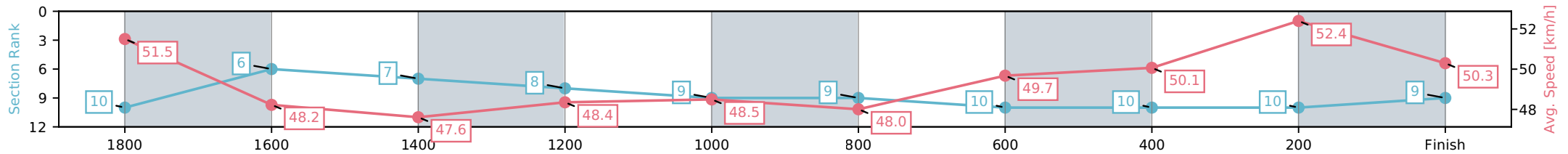
Horse/Jockey Name	Share A Dream/C R Ferguson
Finish Rank	9
Fastest Section Time (Section)	0:14.01 (400-200)
Top Speed [km/h] (Section)	52.9 (200-0)
Race State	Finished



NZ Metropolitan Trotting Club Inc Harness
 Race 4: EXPERIENCE THE THRILL AT ADDINGTON MOBILE
 PACE - 1980m
 24 April 2026 - 4:24PM
 Weather: Fine



Section	L1980	L1800	L1600	L1400	L1200	L1000	L800	L600	L400	L200
Section Times	2:26.35 (0:12.66)	2:13.69 [6] (0:15.22)	1:58.46 [7] (0:15.46)	1:43.00 [8] (0:14.89)	1:28.11 [9] (0:15.18)	1:12.93 [9] (0:15.42)	0:57.51 [10] (0:14.50)	0:43.02 [10] (0:14.68)	0:28.33 [10] (0:14.01)	0:14.33 [9] (0:14.33)
Average Speed [km/h]	51.5	48.2	47.6	48.4	48.5	48.0	49.7	50.1	52.4	50.3
Top Speed [km/h]	52.3	51.2	48.6	49.2	49.8	49.5	50.8	51.5	52.9	52.9
Avg. Dist. to Rail [m]	11.0	3.1	3.0	5.4	2.9	3.8	3.7	3.0	3.1	5.1



- [] Ranking at each section and finish
- :-:- No data available at this section
- NA No data available

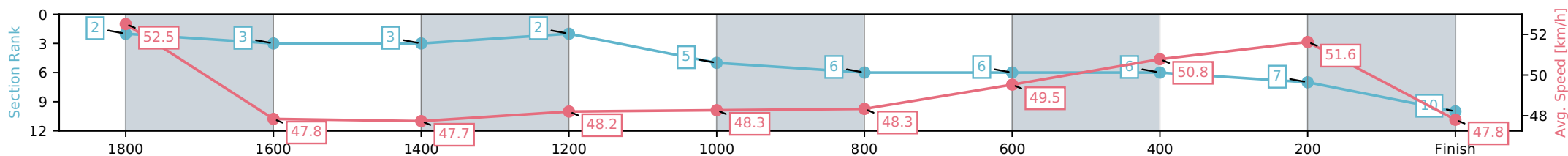
Horse/Jockey Name	Better Be Quick/G D O'Reilly
Finish Rank	10
Fastest Section Time (Section)	0:14.36 (400-200)
Top Speed [km/h] (Section)	53.9 (1980 - 1800)
Race State	Finished



NZ Metropolitan Trotting Club Inc Harness
 Race 4: EXPERIENCE THE THRILL AT ADDINGTON MOBILE
 PACE - 1980m
 24 April 2026 - 4:24PM
 Weather: Fine



Section	L1980	L1800	L1600	L1400	L1200	L1000	L800	L600	L400	L200
Section Times	2:26.65 (0:11.87)	2:14.78 [3] (0:15.34)	1:59.44 [3] (0:15.42)	1:44.02 [2] (0:14.94)	1:29.08 [5] (0:15.28)	1:13.80 [6] (0:15.34)	0:58.47 [6] (0:14.54)	0:43.93 [6] (0:14.51)	0:29.42 [7] (0:14.36)	0:15.06 [10] (0:15.06)
Average Speed [km/h]	52.5	47.8	47.7	48.2	48.3	48.3	49.5	50.8	51.6	47.8
Top Speed [km/h]	53.9	49.6	48.8	48.8	49.3	49.0	50.3	51.3	51.8	50.9
Avg. Dist. to Rail [m]	6.1	3.0	3.0	5.2	3.0	4.0	3.7	3.3	4.4	6.4



- [] Ranking at each section and finish
- :-:- No data available at this section
- NA No data available