



# NZ Metropolitan Trotting Club Inc Harness

Race 6: NZMTC THANKS & FAREWELLS BRAD STEELE MOBILE PACE - 1980m

24 April 2026 - 5:28PM

Weather: Fine



Field Times	2:25.34	2:14.20	1:59.86	1:43.61	1:28.18	1:11.95	0:55.93	0:41.15
(Race Tempo)	(0:11.14)	(0:14.34)	(0:16.24)	(0:15.44)	(0:16.23)	(0:16.01)	(0:14.79)	(0:14.20)

Rank	TAB#	Horse	Overall Time	First 400m	Top Speed km/h (Section)	L1980	L1800	L1600	L1400	L1200	L1000	L800	L600
	(BAR#)	Driver	Margin (DT-W)	Last 600m	Fastest Section (Time)	Start - 1800	1800 - 1600	1600 - 1400	1400 - 1200	1200 - 1000	1000 - 800	800 - 600	600 - 400
1	8	Sideshow Bruce	2:25.34	0:27.05	56.4 (1980 - 1800)	2:25.34	2:14.20 [1]	1:59.86 [1]	1:43.62 [1]	1:28.18 [1]	1:11.95 [1]	0:55.93 [1]	0:41.15 [1]
	(8)	S W Hill		0:41.15	200-0 (0:13.47)	(0:11.14)	(0:14.34)	(0:16.24)	(0:15.44)	(0:16.23)	(0:16.01)	(0:14.79)	(0:14.20)
2	3	Ebony Arden	2:26.16	0:27.93	55.9 (1980 - 1800)	2:26.16	2:14.56 [3]	1:59.75 [3]	1:43.76 [3]	1:28.33 [3]	1:12.11 [3]	0:56.13 [4]	0:41.34 [5]
	(3)	T M Williams	4.7L (-1)	0:41.34	200-0 (0:13.54)	(0:11.60)	(0:14.81)	(0:15.99)	(0:15.43)	(0:16.22)	(0:15.98)	(0:14.80)	(0:14.22)
3	9	Radha	2:26.25	0:30.30	57.1 (200-0)	2:26.25	2:13.44 [9]	1:57.54 [9]	1:41.60 [9]	1:26.52 [9]	1:10.98 [9]	0:55.49 [9]	0:40.87 [8]
	(U1)	C R Ferguson	5.2L (+19)	0:40.87	200-0 (0:12.96)	(0:12.81)	(0:15.90)	(0:15.94)	(0:15.08)	(0:15.54)	(0:15.49)	(0:14.62)	(0:14.41)
4	7	Wild Willow	2:26.29	0:30.05	56.4 (200-0)	2:26.29	2:13.70 [8]	1:57.99 [8]	1:42.12 [8]	1:27.06 [8]	1:11.45 [8]	0:55.89 [7]	0:41.26 [6]
	(7)	R T May	5.4L (+18)	0:41.26	200-0 (0:13.07)	(0:12.59)	(0:15.71)	(0:15.86)	(0:15.06)	(0:15.62)	(0:15.55)	(0:14.64)	(0:14.42)
5	1	Song Sung Blue	2:26.35	0:27.56	56.2 (1980 - 1800)	2:26.35	2:14.99 [2]	2:00.32 [2]	1:44.28 [2]	1:28.86 [2]	1:12.62 [2]	0:56.63 [2]	0:41.85 [3]
	(1)	M J Williamson	5.8L (+0)	0:41.85	400-200 (0:13.69)	(0:11.36)	(0:14.68)	(0:16.04)	(0:15.42)	(0:16.23)	(0:15.99)	(0:14.78)	(0:14.22)
6	6	Taketheplunge	2:26.68	0:29.60	53.8 (400-200)	2:26.68	2:14.31 [7]	1:58.81 [7]	1:42.84 [7]	1:27.80 [7]	1:12.18 [6]	0:56.61 [5]	0:41.98 [4]
	(6)	S J Ottley	7.7L (+16)	0:41.97	200-0 (0:13.68)	(0:12.37)	(0:15.50)	(0:15.97)	(0:15.04)	(0:15.62)	(0:15.57)	(0:14.64)	(0:14.44)
7	2	Warrior Chief	2:26.69	0:28.44	54.5 (200-0)	2:26.69	2:14.85 [4]	1:59.94 [4]	1:43.94 [4]	1:28.53 [4]	1:12.31 [5]	0:56.36 [6]	0:41.56 [7]
	(2)	M B Holbrough	7.8L (+0)	0:41.55	400-200 (0:13.61)	(0:11.84)	(0:14.92)	(0:16.00)	(0:15.41)	(0:16.22)	(0:15.95)	(0:14.81)	(0:14.24)
8	5	Next Level	2:26.85	0:28.67	53.9 (1980 - 1800)	2:26.85	2:14.93 [5]	1:59.73 [5]	1:43.68 [5]	1:28.30 [5]	1:12.66 [4]	0:57.08 [3]	0:42.43 [2]
	(5)	K A Butt	8.7L (+14)	0:42.44	200-0 (0:13.90)	(0:11.92)	(0:15.20)	(0:16.05)	(0:15.39)	(0:15.64)	(0:15.57)	(0:14.65)	(0:14.48)
9	4	Deceptive Lee	2:26.89	0:29.02	54.9 (200-0)	2:26.89	2:14.63 [6]	1:59.54 [6]	1:43.64 [6]	1:28.20 [6]	1:12.39 [7]	0:56.20 [8]	0:41.45 [9]
	(4)	G N Thornley	8.9L (-4)	0:41.45	400-200 (0:13.58)	(0:12.26)	(0:15.09)	(0:15.89)	(0:15.45)	(0:15.81)	(0:16.19)	(0:14.75)	(0:14.28)

Report Created: Fri 24 April 2026

(Note: Races are conducted over an approximate distance as close as possible to the advertised distance, and recorded data may vary accordingly. Official times refer to race times only and do not include handicap times.)

[ ] Position in running at each section and finish TAB# Saddle cloth number

[ ] Fastest split

-:--:-- No data available at this section

BAR# Barrier/Gate Position

■ Fastest section

NA No data available

DNF Did not finish

DNT Did not track

DT-W Distance travelled compared to winner in metres



NZ Metropolitan Trotting Club Inc Harness  
 Race 6: NZMTC THANKS & FAREWELLS BRAD STEELE MOBILE PACE - 1980m  
 24 April 2026 - 5:28PM



Weather: Fine

Field Times                      0:26.95    0:13.47  
 (Race Tempo)                    (0:13.48)   (0:13.47)

Rank	TAB#	Horse	Overall Time	First 400m	Top Speed km/h (Section)	L400	L200						
	(BAR#)	Driver	Margin (DT-W)	Last 600m	Fastest Section (Time)	400 - 200	200 - Finish						
1	8	Sideshow Bruce	2:25.34	0:27.05	56.4 (1980 - 1800)	0:26.94 [1]	0:13.47 [1]						
	(8)	S W Hill		0:41.15	200-0 (0:13.47)	(0:13.48)	(0:13.47)						
2	3	Ebony Arden	2:26.16	0:27.93	55.9 (1980 - 1800)	0:27.12 [4]	0:13.54 [3]						
	(3)	T M Williams	4.7L (-1)	0:41.34	200-0 (0:13.54)	(0:13.58)	(0:13.54)						
3	9	Radha	2:26.25	0:30.30	57.1 (200-0)	0:26.46 [9]	0:12.96 [8]						
	(U1)	C R Ferguson	5.2L (+19)	0:40.87	200-0 (0:12.96)	(0:13.50)	(0:12.96)						
4	7	Wild Willow	2:26.29	0:30.05	56.4 (200-0)	0:26.84 [7]	0:13.07 [7]						
	(7)	R T May	5.4L (+18)	0:41.26	200-0 (0:13.07)	(0:13.77)	(0:13.07)						
5	1	Song Sung Blue	2:26.35	0:27.56	56.2 (1980 - 1800)	0:27.63 [2]	0:13.94 [2]						
	(1)	M J Williamson	5.8L (+0)	0:41.85	400-200 (0:13.69)	(0:13.69)	(0:13.94)						
6	6	Take the plunge	2:26.68	0:29.60	53.8 (400-200)	0:27.54 [5]	0:13.68 [6]						
	(6)	S J Ottley	7.7L (+16)	0:41.97	200-0 (0:13.68)	(0:13.85)	(0:13.68)						
7	2	Warrior Chief	2:26.69	0:28.44	54.5 (200-0)	0:27.31 [6]	0:13.70 [5]						
	(2)	M B Holbrough	7.8L (+0)	0:41.55	400-200 (0:13.61)	(0:13.61)	(0:13.70)						
8	5	Next Level	2:26.85	0:28.67	53.9 (1980 - 1800)	0:27.96 [3]	0:13.90 [4]						
	(5)	K A Butt	8.7L (+14)	0:42.44	200-0 (0:13.90)	(0:14.06)	(0:13.90)						
9	4	Deceptive Lee	2:26.89	0:29.02	54.9 (200-0)	0:27.17 [8]	0:13.59 [9]						
	(4)	G N Thornley	8.9L (-4)	0:41.45	400-200 (0:13.58)	(0:13.58)	(0:13.59)						

Report Created: Fri 24 April 2026

(Note: Races are conducted over an approximate distance as close as possible to the advertised distance, and recorded data may vary accordingly. Official times refer to race times only and do not include handicap times.)

[ ] Position in running at each section and finish    TAB#    Saddle cloth number

-:--:-- No data available at this section

NA No data available

DNT Did not track

BAR# Barrier/Gate Position

DNF Did not finish

DT-W Distance travelled compared to winner in metres

Fastest split

Fastest section

Horse/Jockey Name	Sideshow Bruce/S W Hill
Finish Rank	1
Fastest Section Time (Section)	0:13.47 (200-0)
Top Speed [km/h] (Section)	56.4 (1980 - 1800)
Race State	Finished



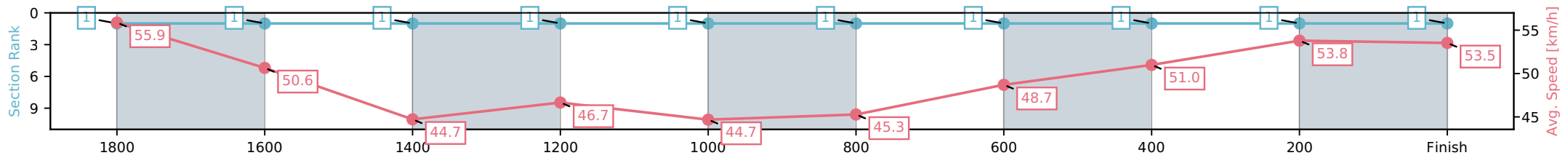
NZ Metropolitan Trotting Club Inc Harness  
 Race 6: NZMTC THANKS & FAREWELLS BRAD STEELE  
 MOBILE PACE - 1980m



24 April 2026 - 5:28PM

Weather: Fine

Section	L1980	L1800	L1600	L1400	L1200	L1000	L800	L600	L400	L200
Section Times	2:25.34 (0:11.14)	2:14.20 [1] (0:14.34)	1:59.86 [1] (0:16.24)	1:43.62 [1] (0:15.44)	1:28.18 [1] (0:16.23)	1:11.95 [1] (0:16.01)	0:55.93 [1] (0:14.79)	0:41.15 [1] (0:14.20)	0:26.94 [1] (0:13.48)	0:13.47 [1] (0:13.47)
Average Speed [km/h]	55.9	50.6	44.7	46.7	44.7	45.3	48.7	51.0	53.8	53.5
Top Speed [km/h]	56.4	54.9	46.7	47.8	45.4	46.6	49.6	53.0	54.8	54.9
Avg. Dist. to Rail [m]	11.2	2.1	1.3	4.2	1.0	1.2	1.9	1.1	1.5	5.3



- [ ] Ranking at each section and finish
- :-:- No data available at this section
- NA No data available

Horse/Jockey Name	Ebony Arden/T M Williams
Finish Rank	2
Fastest Section Time (Section)	0:13.54 (200-0)
Top Speed [km/h] (Section)	55.9 (1980 - 1800)
Race State	Finished



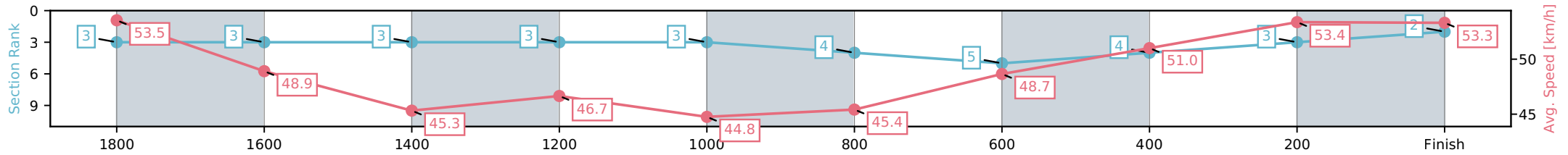
NZ Metropolitan Trotting Club Inc Harness  
 Race 6: NZMTC THANKS & FAREWELLS BRAD STEELE  
 MOBILE PACE - 1980m



24 April 2026 - 5:28PM

Weather: Fine

Section	L1980	L1800	L1600	L1400	L1200	L1000	L800	L600	L400	L200
Section Times	2:26.16 (0:11.60)	2:14.56 [3] (0:14.81)	1:59.75 [3] (0:15.99)	1:43.76 [3] (0:15.43)	1:28.33 [3] (0:16.22)	1:12.11 [4] (0:15.98)	0:56.13 [5] (0:14.80)	0:41.34 [4] (0:14.22)	0:27.12 [3] (0:13.58)	0:13.54 [2] (0:13.54)
Average Speed [km/h]	53.5	48.9	45.3	46.7	44.8	45.4	48.7	51.0	53.4	53.3
Top Speed [km/h]	55.9	49.8	47.8	48.4	45.7	46.9	49.4	53.0	54.9	54.9
Avg. Dist. to Rail [m]	4.2	1.2	1.1	3.9	1.1	1.3	1.8	1.2	1.7	6.1



- [ ] Ranking at each section and finish
- :-:- No data available at this section
- NA No data available

Horse/Jockey Name	Radha/C R Ferguson
Finish Rank	3
Fastest Section Time (Section)	0:12.96 (200-0)
Top Speed [km/h] (Section)	57.1 (200-0)
Race State	Finished



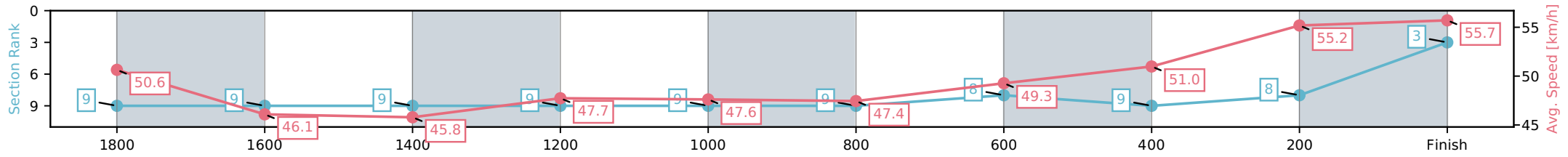
NZ Metropolitan Trotting Club Inc Harness  
 Race 6: NZMTC THANKS & FAREWELLS BRAD STEELE  
 MOBILE PACE - 1980m



24 April 2026 - 5:28PM

Weather: Fine

Section	L1980	L1800	L1600	L1400	L1200	L1000	L800	L600	L400	L200
Section Times	2:26.25 (0:12.81)	2:13.44 [9] (0:15.90)	1:57.54 [9] (0:15.94)	1:41.60 [9] (0:15.08)	1:26.52 [9] (0:15.54)	1:10.98 [9] (0:15.49)	0:55.49 [8] (0:14.62)	0:40.87 [9] (0:14.41)	0:26.46 [8] (0:13.50)	0:12.96 [3] (0:12.96)
Average Speed [km/h]	50.6	46.1	45.8	47.7	47.6	47.4	49.3	51.0	55.2	55.7
Top Speed [km/h]	51.8	48.4	47.1	50.0	49.8	49.1	50.1	53.0	56.5	57.1
Avg. Dist. to Rail [m]	8.5	3.1	2.1	5.7	3.4	3.2	3.9	3.1	6.0	13.5



[ ] Ranking at each section and finish  
 -:-:- No data available at this section  
 NA No data available

Horse/Jockey Name	Wild Willow/R T May
Finish Rank	4
Fastest Section Time (Section)	0:13.07 (200-0)
Top Speed [km/h] (Section)	56.4 (200-0)
Race State	Finished



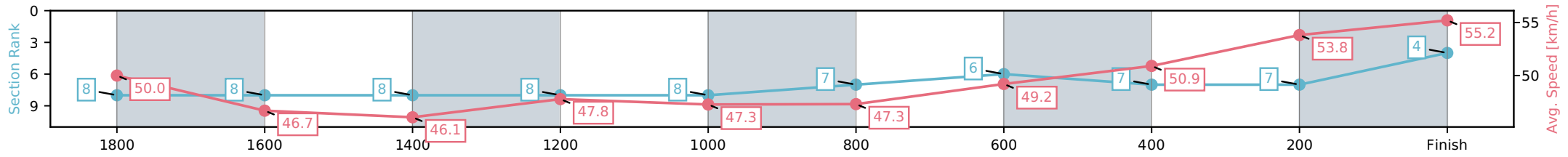
NZ Metropolitan Trotting Club Inc Harness  
 Race 6: NZMTC THANKS & FAREWELLS BRAD STEELE  
 MOBILE PACE - 1980m



24 April 2026 - 5:28PM

Weather: Fine

Section	L1980	L1800	L1600	L1400	L1200	L1000	L800	L600	L400	L200
Section Times	2:26.29 (0:12.59)	2:13.70 [8] (0:15.71)	1:57.99 [8] (0:15.86)	1:42.12 [8] (0:15.06)	1:27.06 [8] (0:15.62)	1:11.45 [7] (0:15.55)	0:55.89 [6] (0:14.64)	0:41.26 [7] (0:14.42)	0:26.84 [7] (0:13.77)	0:13.07 [4] (0:13.07)
Average Speed [km/h]	50.0	46.7	46.1	47.8	47.3	47.3	49.2	50.9	53.8	55.2
Top Speed [km/h]	51.3	47.5	46.8	50.2	48.5	48.7	49.9	53.0	55.6	56.4
Avg. Dist. to Rail [m]	11.3	3.6	2.3	5.5	3.2	3.1	3.8	3.0	4.9	11.3



[ ] Ranking at each section and finish  
 -:-:- No data available at this section  
 NA No data available

Horse/Jockey Name	Song Sung Blue/M J Williamson
Finish Rank	5
Fastest Section Time (Section)	0:13.69 (400-200)
Top Speed [km/h] (Section)	56.2 (1980 - 1800)
Race State	Finished



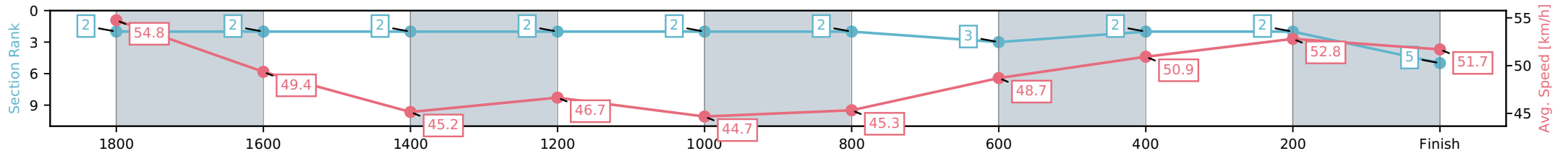
NZ Metropolitan Trotting Club Inc Harness  
 Race 6: NZMTC THANKS & FAREWELLS BRAD STEELE  
 MOBILE PACE - 1980m



24 April 2026 - 5:28PM

Weather: Fine

Section	L1980	L1800	L1600	L1400	L1200	L1000	L800	L600	L400	L200
Section Times	2:26.35 (0:11.36)	2:14.99 [2] (0:14.68)	2:00.32 [2] (0:16.04)	1:44.28 [2] (0:15.42)	1:28.86 [2] (0:16.23)	1:12.62 [2] (0:15.99)	0:56.63 [3] (0:14.78)	0:41.85 [2] (0:14.22)	0:27.63 [2] (0:13.69)	0:13.94 [5] (0:13.94)
Average Speed [km/h]	54.8	49.4	45.2	46.7	44.7	45.3	48.7	50.9	52.8	51.7
Top Speed [km/h]	56.2	51.4	47.5	48.0	45.5	46.6	49.5	52.5	53.5	54.0
Avg. Dist. to Rail [m]	1.7	0.9	1.0	3.7	1.0	1.2	1.8	1.0	0.9	2.4



[ ] Ranking at each section and finish  
 -:-:- No data available at this section  
 NA No data available

Horse/Jockey Name	Take the Plunge/S J Ottley
Finish Rank	6
Fastest Section Time (Section)	0:13.68 (200-0)
Top Speed [km/h] (Section)	53.8 (400-200)
Race State	Finished



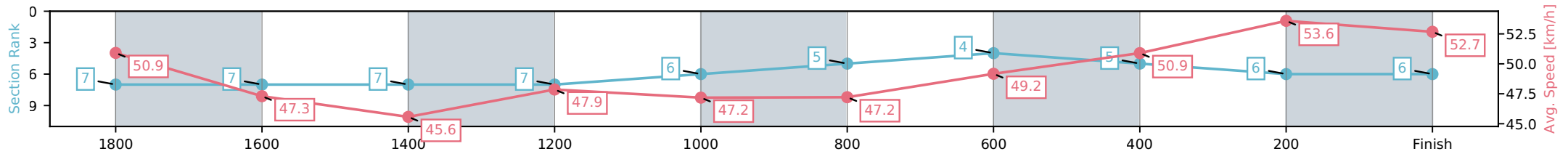
NZ Metropolitan Trotting Club Inc Harness  
 Race 6: NZMTC THANKS & FAREWELLS BRAD STEELE  
 MOBILE PACE - 1980m



24 April 2026 - 5:28PM

Weather: Fine

Section	L1980	L1800	L1600	L1400	L1200	L1000	L800	L600	L400	L200
Section Times	2:26.68 (0:12.37)	2:14.31 [7] (0:15.50)	1:58.81 [7] (0:15.97)	1:42.84 [7] (0:15.04)	1:27.80 [6] (0:15.62)	1:12.18 [5] (0:15.57)	0:56.61 [4] (0:14.64)	0:41.98 [5] (0:14.44)	0:27.54 [6] (0:13.85)	0:13.68 [6] (0:13.68)
Average Speed [km/h]	50.9	47.3	45.6	47.9	47.2	47.2	49.2	50.9	53.6	52.7
Top Speed [km/h]	51.8	48.7	47.2	49.6	47.9	48.5	49.6	53.0	53.8	53.7
Avg. Dist. to Rail [m]	9.2	3.3	1.7	5.8	3.0	3.1	3.8	3.0	5.1	9.1



- [ ] Ranking at each section and finish
- :-:- No data available at this section
- NA No data available

Horse/Jockey Name	Warrior Chief/M B Holbrough
Finish Rank	7
Fastest Section Time (Section)	0:13.61 (400-200)
Top Speed [km/h] (Section)	54.5 (200-0)
Race State	Finished



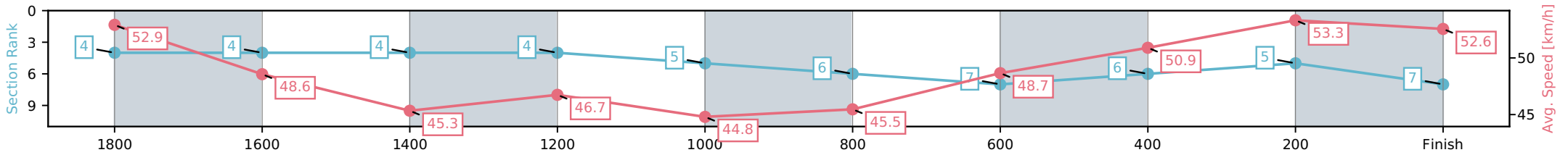
NZ Metropolitan Trotting Club Inc Harness  
 Race 6: NZMTC THANKS & FAREWELLS BRAD STEELE  
 MOBILE PACE - 1980m



24 April 2026 - 5:28PM

Weather: Fine

Section	L1980	L1800	L1600	L1400	L1200	L1000	L800	L600	L400	L200
Section Times	2:26.69 (0:11.84)	2:14.85 [4] (0:14.92)	1:59.94 [4] (0:16.00)	1:43.94 [4] (0:15.41)	1:28.53 [5] (0:16.22)	1:12.31 [6] (0:15.95)	0:56.36 [7] (0:14.81)	0:41.56 [6] (0:14.24)	0:27.31 [5] (0:13.61)	0:13.70 [7] (0:13.70)
Average Speed [km/h]	52.9	48.6	45.3	46.7	44.8	45.5	48.7	50.9	53.3	52.6
Top Speed [km/h]	53.3	51.5	47.9	48.5	45.9	47.1	49.7	53.0	54.5	54.5
Avg. Dist. to Rail [m]	2.8	0.9	1.2	4.1	1.2	1.3	2.0	1.2	1.5	4.1



[ ] Ranking at each section and finish  
 -:-:- No data available at this section  
 NA No data available

Horse/Jockey Name	Next Level/K A Butt
Finish Rank	8
Fastest Section Time (Section)	0:13.90 (200-0)
Top Speed [km/h] (Section)	53.9 (1980 - 1800)
Race State	Finished



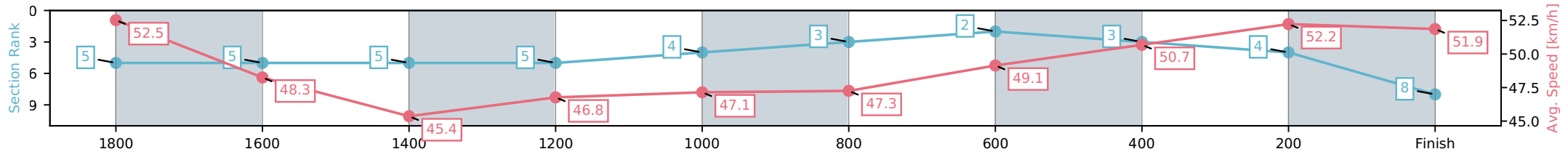
NZ Metropolitan Trotting Club Inc Harness  
 Race 6: NZMTC THANKS & FAREWELLS BRAD STEELE  
 MOBILE PACE - 1980m



24 April 2026 - 5:28PM

Weather: Fine

Section	L1980	L1800	L1600	L1400	L1200	L1000	L800	L600	L400	L200
Section Times	2:26.85 (0:11.92)	2:14.93 [5] (0:15.20)	1:59.73 [5] (0:16.05)	1:43.68 [5] (0:15.39)	1:28.30 [4] (0:15.64)	1:12.66 [3] (0:15.57)	0:57.08 [2] (0:14.65)	0:42.43 [3] (0:14.48)	0:27.96 [4] (0:14.06)	0:13.90 [8] (0:13.90)
Average Speed [km/h]	52.5	48.3	45.4	46.8	47.1	47.3	49.1	50.7	52.2	51.9
Top Speed [km/h]	53.9	48.9	47.5	48.0	47.4	48.1	49.5	52.0	52.4	52.8
Avg. Dist. to Rail [m]	7.0	2.7	1.5	4.3	3.0	3.2	3.6	2.8	3.4	6.7



[ ] Ranking at each section and finish  
 -:-:- No data available at this section  
 NA No data available

Horse/Jockey Name	Deceptive Lee/G N Thornley
Finish Rank	9
Fastest Section Time (Section)	0:13.58 (400-200)
Top Speed [km/h] (Section)	54.9 (200-0)
Race State	Finished



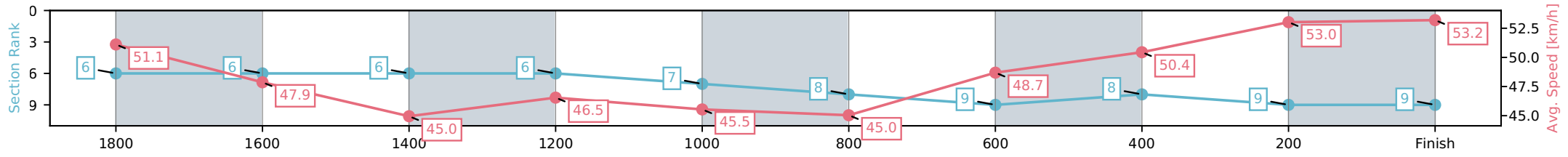
NZ Metropolitan Trotting Club Inc Harness  
 Race 6: NZMTC THANKS & FAREWELLS BRAD STEELE  
 MOBILE PACE - 1980m



24 April 2026 - 5:28PM

Weather: Fine

Section	L1980	L1800	L1600	L1400	L1200	L1000	L800	L600	L400	L200
Section Times	2:26.89 (0:12.26)	2:14.63 [6] (0:15.09)	1:59.54 [6] (0:15.89)	1:43.64 [6] (0:15.45)	1:28.20 [7] (0:15.81)	1:12.39 [8] (0:16.19)	0:56.20 [9] (0:14.75)	0:41.45 [8] (0:14.28)	0:27.17 [9] (0:13.58)	0:13.59 [9] (0:13.59)
Average Speed [km/h]	51.1	47.9	45.0	46.5	45.5	45.0	48.7	50.4	53.0	53.2
Top Speed [km/h]	51.6	49.8	47.1	48.2	47.7	46.2	49.7	52.4	54.4	54.9
Avg. Dist. to Rail [m]	5.0	1.2	1.0	2.5	0.6	1.3	2.1	1.0	1.1	3.0



[ ] Ranking at each section and finish  
 -:-:- No data available at this section  
 NA No data available