



NZ Metropolitan Trotting Club Inc Harness

Race 7: ROAD METALS PACE - 2000m

24 April 2026 - 5:55PM



Weather: Fine

Field Times	2:28.63	2:12.52	1:58.30	1:43.33	1:27.71	1:12.07	0:56.85	0:42.72
(Race Tempo)	(0:16.11)	(0:14.23)	(0:14.96)	(0:15.62)	(0:15.64)	(0:15.22)	(0:14.13)	(0:14.24)

Rank	TAB#	Horse	Overall Time	First 400m	Top Speed km/h (Section)	L2000	L1800	L1600	L1400	L1200	L1000	L800	L600
	(BAR#)	Driver	Margin (DT-W)	Last 600m	Fastest Section (Time)	Start - 1800	1800 - 1600	1600 - 1400	1400 - 1200	1200 - 1000	1000 - 800	800 - 600	600 - 400
1	8	Moonlite Blood	2:28.63	0:30.34	56.6 (2000 - 1800)	2:28.63	2:12.52 [1]	1:58.30 [1]	1:43.33 [1]	1:27.71 [1]	1:12.07 [1]	0:56.85 [1]	0:42.72 [1]
	(8)	R D Close		0:42.72	400-200 (0:14.12)	(0:16.11)	(0:14.23)	(0:14.96)	(0:15.62)	(0:15.64)	(0:15.22)	(0:14.13)	(0:14.24)
2	7	Tempo Warrior	2:28.75	0:30.65	53.9 (2000 - 1800)	2:28.75	2:12.60 [2]	1:58.10 [2]	1:43.16 [2]	1:27.50 [2]	1:11.88 [3]	0:56.66 [3]	0:42.54 [3]
	(7)	S J Ottley	0.0L (-1)	0:42.54	800-600 (0:14.12)	(0:16.16)	(0:14.49)	(0:14.94)	(0:15.66)	(0:15.62)	(0:15.22)	(0:14.12)	(0:14.24)
3	2	Topaz	2:29.60	0:31.67	54.0 (2000 - 1800)	2:29.60	2:12.42 [7]	1:57.94 [7]	1:43.07 [7]	1:27.70 [7]	1:12.13 [9]	0:56.96 [8]	0:42.79 [9]
	(2)	W J House	5.6L (+17)	0:42.80	200-0 (0:14.00)	(0:17.18)	(0:14.49)	(0:14.86)	(0:15.38)	(0:15.56)	(0:15.18)	(0:14.16)	(0:14.45)
4	10	Mystery Beach	2:29.66	0:32.25	53.1 (2000 - 1800)	2:29.66	2:12.27 [9]	1:57.41 [10]	1:42.53 [10]	1:27.57 [8]	1:12.54 [4]	0:57.50 [4]	0:43.44 [4]
	(10)	G N Thornley	5.9L (+25)	0:43.44	800-600 (0:14.06)	(0:17.39)	(0:14.86)	(0:14.88)	(0:14.96)	(0:15.03)	(0:15.04)	(0:14.06)	(0:14.64)
5	9	Bettor Be Sharp	2:29.68	0:31.00	53.9 (2000 - 1800)	2:29.68	2:13.08 [3]	1:58.68 [3]	1:43.74 [4]	1:28.11 [4]	1:12.51 [5]	0:57.23 [6]	0:43.10 [7]
	(9)	S E O'Reilly	6.0L (-2)	0:43.10	800-600 (0:14.14)	(0:16.60)	(0:14.40)	(0:14.93)	(0:15.63)	(0:15.60)	(0:15.28)	(0:14.14)	(0:14.34)
6	5	Jay R Tolkien	2:29.86	0:31.97	53.8 (400-200)	2:29.86	2:12.56 [8]	1:57.89 [8]	1:43.02 [9]	1:27.64 [10]	1:12.11 [10]	0:57.12 [9]	0:43.10 [8]
	(5)	S J Thornley	7.0L (+26)	0:43.10	800-600 (0:14.02)	(0:17.30)	(0:14.67)	(0:14.86)	(0:15.38)	(0:15.53)	(0:14.99)	(0:14.02)	(0:14.60)
7	3	Bryce's Meddle	2:29.96	0:31.36	53.9 (2000 - 1800)	2:29.96	2:13.10 [4]	1:58.60 [6]	1:43.75 [5]	1:28.35 [5]	1:12.76 [6]	0:57.59 [5]	0:43.45 [6]
	(3)	R E Harrison	7.6L (+12)	0:43.46	200-0 (0:13.98)	(0:16.86)	(0:14.50)	(0:14.85)	(0:15.40)	(0:15.59)	(0:15.17)	(0:14.13)	(0:14.66)
8	6	Teds Legacy	2:29.97	0:31.03	54.2 (1800-1600)	2:29.97	2:13.02 [5]	1:58.94 [4]	1:44.11 [3]	1:28.70 [3]	1:13.11 [2]	0:57.93 [2]	0:43.79 [2]
	(6)	J F Curtin	7.7L (+13)	0:43.79	1800-1600 (0:14.08)	(0:16.95)	(0:14.08)	(0:14.83)	(0:15.41)	(0:15.59)	(0:15.18)	(0:14.14)	(0:14.65)
9	1	Quicker Than Quick	2:30.01	0:31.34	53.8 (2000 - 1800)	2:30.01	2:12.96 [6]	1:58.67 [5]	1:43.77 [6]	1:28.14 [6]	1:12.55 [8]	0:57.26 [10]	0:43.05 [10]
	(1)	J W Cox	7.9L (+0)	0:43.05	800-600 (0:14.21)	(0:17.05)	(0:14.29)	(0:14.90)	(0:15.63)	(0:15.60)	(0:15.29)	(0:14.21)	(0:14.36)
10	12	Caught The Eye	2:30.30	0:32.56	53.6 (2000 - 1800)	2:30.30	2:12.31 [11]	1:57.74 [11]	1:42.82 [11]	1:27.89 [11]	1:12.88 [7]	0:57.84 [7]	0:43.80 [5]
	(12)	T M Williams	9.6L (+30)	0:43.79	800-600 (0:14.04)	(0:17.99)	(0:14.57)	(0:14.92)	(0:14.94)	(0:15.00)	(0:15.04)	(0:14.04)	(0:14.58)

Scratched: Biggles (#11)

Report Created: Fri 24 April 2026

(Note: Races are conducted over an approximate distance as close as possible to the advertised distance, and recorded data may vary accordingly. Official times refer to race times only and do not include handicap times.)

[] Position in running at each section and finish TAB# Saddle cloth number

-:--:-- No data available at this section

NA No data available

DNT Did not track

BAR# Barrier/Gate Position

DNF Did not finish

DT-W Distance travelled compared to winner in metres

Fastest split

Fastest section



NZ Metropolitan Trotting Club Inc Harness

Race 7: ROAD METALS PACE - 2000m

24 April 2026 - 5:55PM

Weather: Fine



Field Times	2:28.63	2:12.52	1:58.30	1:43.33	1:27.71	1:12.07	0:56.85	0:42.72
(Race Tempo)	(0:16.11)	(0:14.23)	(0:14.96)	(0:15.62)	(0:15.64)	(0:15.22)	(0:14.13)	(0:14.24)

Rank	TAB#	Horse	Overall Time	First 400m	Top Speed km/h (Section)	L2000	L1800	L1600	L1400	L1200	L1000	L800	L600
	(BAR#)	Driver	Margin (DT-W)	Last 600m	Fastest Section (Time)	Start - 1800	1800 - 1600	1600 - 1400	1400 - 1200	1200 - 1000	1000 - 800	800 - 600	600 - 400
11	4	Henry Winkler	2:30.44	0:32.11	52.5 (800-600)	2:30.44	2:12.73 [10]	1:58.33 [9]	1:43.72 [8]	1:28.24 [9]	1:12.62 [11]	0:57.46 [11]	0:43.39 [11]
	(4)	A M Butt	10.4L (+5)	0:43.40	800-600 (0:14.07)	(0:17.71)	(0:14.40)	(0:14.61)	(0:15.48)	(0:15.62)	(0:15.16)	(0:14.07)	(0:14.57)

Scratched: Biggles (#11)

Report Created: Fri 24 April 2026

(Note: Races are conducted over an approximate distance as close as possible to the advertised distance, and recorded data may vary accordingly. Official times refer to race times only and do not include handicap times.)

[] Position in running at each section and finish TAB# Saddle cloth number

-:--:-- No data available at this section

NA No data available

DNT Did not track

BAR# Barrier/Gate Position

DNF Did not finish

DT-W Distance travelled compared to winner in metres

Fastest split

Fastest section



NZ Metropolitan Trotting Club Inc Harness

Race 7: ROAD METALS PACE - 2000m

24 April 2026 - 5:55PM



Weather: Fine

Field Times 0:28.48 0:14.36
(Race Tempo) (0:14.12) (0:14.36)

Rank	TAB#	Horse	Overall Time	First 400m	Top Speed km/h (Section)	L400	L200						
	(BAR#)	Driver	Margin (DT-W)	Last 600m	Fastest Section (Time)	400 - 200	200 - Finish						
1	8	Moonlite Blood	2:28.63	0:30.34	56.6 (2000 - 1800)	0:28.48 [1]	0:14.36 [1]						
	(8)	R D Close		0:42.72	400-200 (0:14.12)	(0:14.12)	(0:14.36)						
2	7	Tempo Warrior	2:28.75	0:30.65	53.9 (2000 - 1800)	0:28.30 [2]	0:14.16 [2]						
	(7)	S J Ottley	0.0L (-1)	0:42.54	800-600 (0:14.12)	(0:14.14)	(0:14.16)						
3	2	Topaz	2:29.60	0:31.67	54.0 (2000 - 1800)	0:28.34 [8]	0:14.00 [9]						
	(2)	W J House	5.6L (+17)	0:42.80	200-0 (0:14.00)	(0:14.35)	(0:14.00)						
4	10	Mystery Beach	2:29.66	0:32.25	53.1 (2000 - 1800)	0:28.80 [4]	0:14.34 [4]						
	(10)	G N Thornley	5.9L (+25)	0:43.44	800-600 (0:14.06)	(0:14.46)	(0:14.34)						
5	9	Bettor Be Sharp	2:29.68	0:31.00	53.9 (2000 - 1800)	0:28.76 [5]	0:14.55 [3]						
	(9)	S E O'Reilly	6.0L (-2)	0:43.10	800-600 (0:14.14)	(0:14.21)	(0:14.55)						
6	5	Jay R Tolkien	2:29.86	0:31.97	53.8 (400-200)	0:28.50 [10]	0:14.33 [5]						
	(5)	S J Thornley	7.0L (+26)	0:43.10	800-600 (0:14.02)	(0:14.17)	(0:14.33)						
7	3	Bryce's Meddle	2:29.96	0:31.36	53.9 (2000 - 1800)	0:28.80 [7]	0:13.98 [10]						
	(3)	R E Harrison	7.6L (+12)	0:43.46	200-0 (0:13.98)	(0:14.82)	(0:13.98)						
8	6	Teds Legacy	2:29.97	0:31.03	54.2 (1800-1600)	0:29.14 [3]	0:14.43 [6]						
	(6)	J F Curtin	7.7L (+13)	0:43.79	1800-1600 (0:14.08)	(0:14.71)	(0:14.43)						
9	1	Quicker Than Quick	2:30.01	0:31.34	53.8 (2000 - 1800)	0:28.69 [9]	0:14.46 [7]						
	(1)	J W Cox	7.9L (+0)	0:43.05	800-600 (0:14.21)	(0:14.23)	(0:14.46)						
10	12	Caught The Eye	2:30.30	0:32.56	53.6 (2000 - 1800)	0:29.22 [6]	0:14.70 [8]						
	(12)	T M Williams	9.6L (+30)	0:43.79	800-600 (0:14.04)	(0:14.51)	(0:14.70)						

Scratched: Biggles (#11)

Report Created: Fri 24 April 2026

(Note: Races are conducted over an approximate distance as close as possible to the advertised distance, and recorded data may vary accordingly. Official times refer to race times only and do not include handicap times.)

[] Position in running at each section and finish TAB# Saddle cloth number

-:--:-- No data available at this section

NA No data available

DNT Did not track

BAR# Barrier/Gate Position

DNF Did not finish

DT-W Distance travelled compared to winner in metres

Fastest split

Fastest section



NZ Metropolitan Trotting Club Inc Harness

Race 7: ROAD METALS PACE - 2000m

24 April 2026 - 5:55PM

Weather: Fine



Field Times	0:28.48	0:14.36
(Race Tempo)	(0:14.12)	(0:14.36)

Rank	TAB#	Horse	Overall Time	First 400m	Top Speed km/h (Section)	L400	L200						
	(BAR#)	Driver	Margin (DT-W)	Last 600m	Fastest Section (Time)	400 - 200	200 - Finish						
11	4	Henry Winkler	2:30.44	0:32.11	52.5 (800-600)	0:28.82 [11]	0:14.46 [11]						
	(4)	A M Butt	10.4L (+5)	0:43.40	800-600 (0:14.07)	(0:14.37)	(0:14.46)						

Scratched: Biggles (#11)

Report Created: Fri 24 April 2026

(Note: Races are conducted over an approximate distance as close as possible to the advertised distance, and recorded data may vary accordingly. Official times refer to race times only and do not include handicap times.)

[] Position in running at each section and finish TAB# Saddle cloth number

Fastest split

-:--:-- No data available at this section

BAR# Barrier/Gate Position

Fastest section

NA No data available

DNF Did not finish

DNT Did not track

DT-W Distance travelled compared to winner in metres

Horse/Jockey Name	Moonlite Blood/R D Close
Finish Rank	1
Fastest Section Time (Section)	0:14.12 (400-200)
Top Speed [km/h] (Section)	56.6 (2000 - 1800)
Race State	Finished



NZ Metropolitan Trotting Club Inc Harness

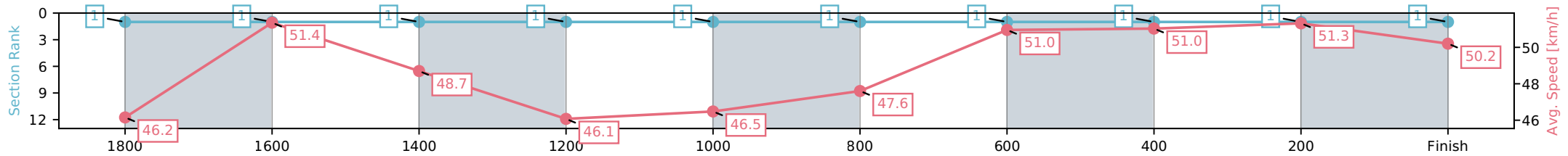
Race 7: ROAD METALS PACE - 2000m

24 April 2026 - 5:55PM

Weather: Fine



Section	L2000	L1800	L1600	L1400	L1200	L1000	L800	L600	L400	L200
Section Times	2:28.63 (0:16.11)	2:12.52 [1] (0:14.23)	1:58.30 [1] (0:14.96)	1:43.33 [1] (0:15.62)	1:27.71 [1] (0:15.64)	1:12.07 [1] (0:15.22)	0:56.85 [1] (0:14.13)	0:42.72 [1] (0:14.24)	0:28.48 [1] (0:14.12)	0:14.36 [1] (0:14.36)
Average Speed [km/h]	46.2	51.4	48.7	46.1	46.5	47.6	51.0	51.0	51.3	50.2
Top Speed [km/h]	56.6	56.2	50.4	47.3	47.0	48.4	51.6	51.4	51.7	52.1
Avg. Dist. to Rail [m]	14.1	2.7	1.8	3.2	1.2	1.1	1.7	1.4	1.3	3.3



[] Ranking at each section and finish
 -:-:- No data available at this section
 NA No data available

Horse/Jockey Name	Tempo Warrior/S J Ottley
Finish Rank	2
Fastest Section Time (Section)	0:14.12 (800-600)
Top Speed [km/h] (Section)	53.9 (2000 - 1800)
Race State	Finished



NZ Metropolitan Trotting Club Inc Harness

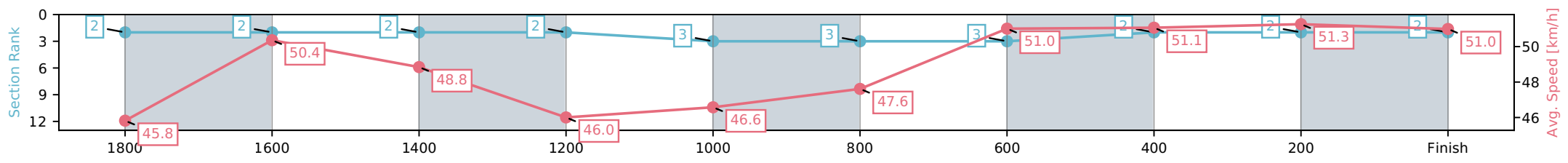
Race 7: ROAD METALS PACE - 2000m

24 April 2026 - 5:55PM

Weather: Fine



Section	L2000	L1800	L1600	L1400	L1200	L1000	L800	L600	L400	L200
Section Times	2:28.75 (0:16.16)	2:12.60 [2] (0:14.49)	1:58.10 [2] (0:14.94)	1:43.16 [2] (0:15.66)	1:27.50 [3] (0:15.62)	1:11.88 [3] (0:15.22)	0:56.66 [3] (0:14.12)	0:42.54 [2] (0:14.24)	0:28.30 [2] (0:14.14)	0:14.16 [2] (0:14.16)
Average Speed [km/h]	45.8	50.4	48.8	46.0	46.6	47.6	51.0	51.1	51.3	51.0
Top Speed [km/h]	53.9	53.2	50.5	47.4	47.1	48.3	51.6	51.5	52.0	52.2
Avg. Dist. to Rail [m]	11.2	1.9	1.9	3.4	1.3	1.2	1.7	1.5	1.5	5.0



- [] Ranking at each section and finish
- :-:- No data available at this section
- NA No data available

Horse/Jockey Name	Topaz/W J House
Finish Rank	3
Fastest Section Time (Section)	0:14.00 (200-0)
Top Speed [km/h] (Section)	54.0 (2000 - 1800)
Race State	Finished



NZ Metropolitan Trotting Club Inc Harness

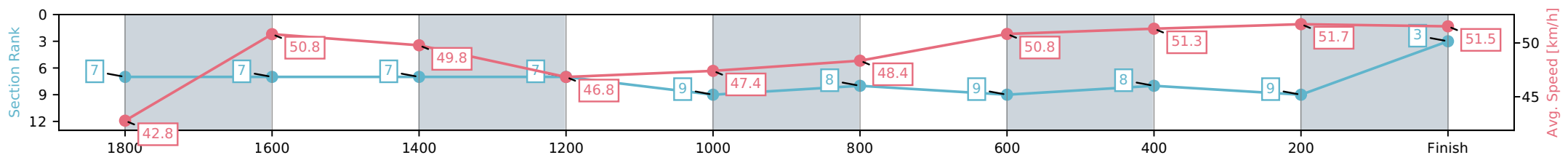
Race 7: ROAD METALS PACE - 2000m

24 April 2026 - 5:55PM

Weather: Fine



Section	L2000	L1800	L1600	L1400	L1200	L1000	L800	L600	L400	L200
Section Times	2:29.60 (0:17.18)	2:12.42 [7] (0:14.49)	1:57.94 [7] (0:14.86)	1:43.07 [7] (0:15.38)	1:27.70 [9] (0:15.56)	1:12.13 [8] (0:15.18)	0:56.96 [9] (0:14.16)	0:42.79 [8] (0:14.45)	0:28.34 [9] (0:14.35)	0:14.00 [3] (0:14.00)
Average Speed [km/h]	42.8	50.8	49.8	46.8	47.4	48.4	50.8	51.3	51.7	51.5
Top Speed [km/h]	54.0	53.3	50.9	48.4	48.2	48.7	51.4	52.3	52.6	52.6
Avg. Dist. to Rail [m]	5.0	3.2	3.7	5.1	3.0	2.8	3.3	3.8	4.8	7.5



[] Ranking at each section and finish
 -:-:- No data available at this section
 NA No data available

Horse/Jockey Name	Mystery Beach/G N Thornley
Finish Rank	4
Fastest Section Time (Section)	0:14.06 (800-600)
Top Speed [km/h] (Section)	53.1 (2000 - 1800)
Race State	Finished



NZ Metropolitan Trotting Club Inc Harness

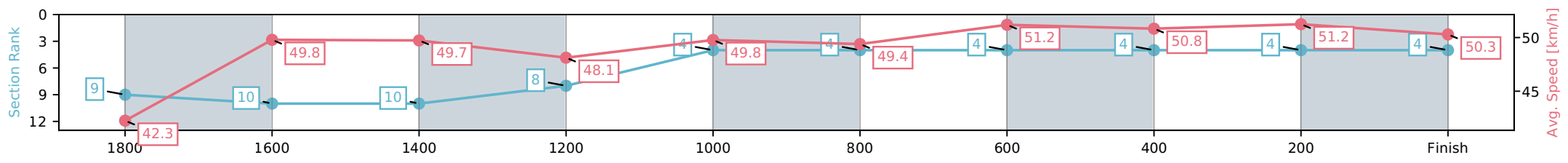
Race 7: ROAD METALS PACE - 2000m

24 April 2026 - 5:55PM

Weather: Fine



Section	L2000	L1800	L1600	L1400	L1200	L1000	L800	L600	L400	L200
Section Times	2:29.66 (0:17.39)	2:12.27 [10] (0:14.86)	1:57.41 [10] (0:14.88)	1:42.53 [8] (0:14.96)	1:27.57 [4] (0:15.03)	1:12.54 [4] (0:15.04)	0:57.50 [4] (0:14.06)	0:43.44 [4] (0:14.64)	0:28.80 [4] (0:14.46)	0:14.34 [4] (0:14.34)
Average Speed [km/h]	42.3	49.8	49.7	48.1	49.8	49.4	51.2	50.8	51.2	50.3
Top Speed [km/h]	53.1	50.9	51.1	50.2	50.5	50.4	51.4	51.4	51.7	51.6
Avg. Dist. to Rail [m]	17.3	4.5	3.7	5.8	4.7	4.3	4.6	4.5	4.4	5.5



[] Ranking at each section and finish
 -:-:- No data available at this section
 NA No data available

Horse/Jockey Name	Bettor Be Sharp/S E O'Reilly
Finish Rank	5
Fastest Section Time (Section)	0:14.14 (800-600)
Top Speed [km/h] (Section)	53.9 (2000 - 1800)
Race State	Finished



NZ Metropolitan Trotting Club Inc Harness

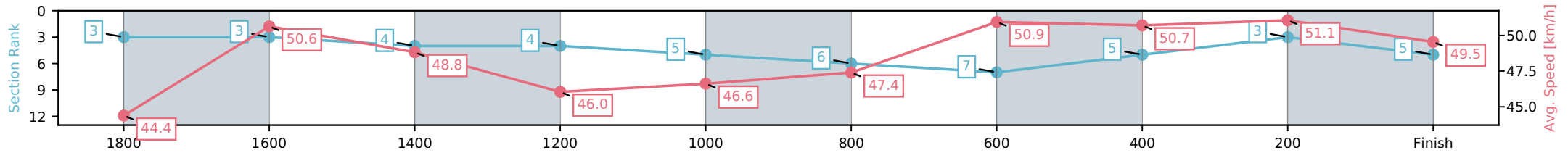
Race 7: ROAD METALS PACE - 2000m

24 April 2026 - 5:55PM

Weather: Fine



Section	L2000	L1800	L1600	L1400	L1200	L1000	L800	L600	L400	L200
Section Times	2:29.68 (0:16.60)	2:13.08 [3] (0:14.40)	1:58.68 [4] (0:14.93)	1:43.74 [4] (0:15.63)	1:28.11 [5] (0:15.60)	1:12.51 [6] (0:15.28)	0:57.23 [7] (0:14.14)	0:43.10 [5] (0:14.34)	0:28.76 [3] (0:14.21)	0:14.55 [5] (0:14.55)
Average Speed [km/h]	44.4	50.6	48.8	46.0	46.6	47.4	50.9	50.7	51.1	49.5
Top Speed [km/h]	53.9	53.5	49.8	47.7	47.2	48.6	51.4	51.2	51.4	51.3
Avg. Dist. to Rail [m]	16.2	2.0	1.7	3.4	1.3	1.0	1.7	1.4	1.4	2.7



- [] Ranking at each section and finish
- :-:- No data available at this section
- NA No data available

Horse/Jockey Name	Jay R Tolkien/S J Thornley
Finish Rank	6
Fastest Section Time (Section)	0:14.02 (800-600)
Top Speed [km/h] (Section)	53.8 (400-200)
Race State	Finished



NZ Metropolitan Trotting Club Inc Harness

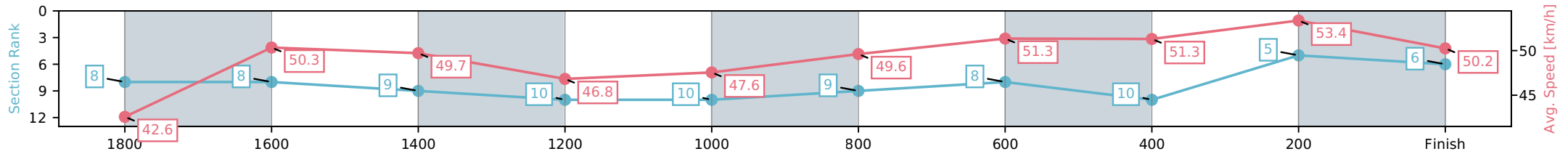
Race 7: ROAD METALS PACE - 2000m

24 April 2026 - 5:55PM

Weather: Fine



Section	L2000	L1800	L1600	L1400	L1200	L1000	L800	L600	L400	L200
Section Times	2:29.86 (0:17.30)	2:12.56 [8] (0:14.67)	1:57.89 [9] (0:14.86)	1:43.02 [10] (0:15.38)	1:27.64 [10] (0:15.53)	1:12.11 [9] (0:14.99)	0:57.12 [8] (0:14.02)	0:43.10 [10] (0:14.60)	0:28.50 [5] (0:14.17)	0:14.33 [6] (0:14.33)
Average Speed [km/h]	42.6	50.3	49.7	46.8	47.6	49.6	51.3	51.3	53.4	50.2
Top Speed [km/h]	53.1	53.6	51.1	48.7	48.9	51.4	52.1	52.7	53.8	53.0
Avg. Dist. to Rail [m]	10.0	4.0	3.6	5.3	3.1	4.5	4.8	5.2	7.8	10.2



- [] Ranking at each section and finish
- :-:- No data available at this section
- NA No data available

Horse/Jockey Name	Bryce's Meddle/R E Harrison
Finish Rank	7
Fastest Section Time (Section)	0:13.98 (200-0)
Top Speed [km/h] (Section)	53.9 (2000 - 1800)
Race State	Finished



NZ Metropolitan Trotting Club Inc Harness

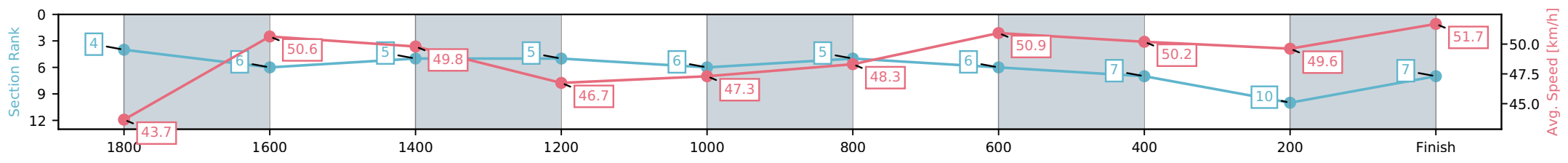
Race 7: ROAD METALS PACE - 2000m

24 April 2026 - 5:55PM

Weather: Fine



Section	L2000	L1800	L1600	L1400	L1200	L1000	L800	L600	L400	L200
Section Times	2:29.96 (0:16.86)	2:13.10 [6] (0:14.50)	1:58.60 [5] (0:14.85)	1:43.75 [5] (0:15.40)	1:28.35 [6] (0:15.59)	1:12.76 [5] (0:15.17)	0:57.59 [6] (0:14.13)	0:43.45 [7] (0:14.66)	0:28.80 [10] (0:14.82)	0:13.98 [7] (0:13.98)
Average Speed [km/h]	43.7	50.6	49.8	46.7	47.3	48.3	50.9	50.2	49.6	51.7
Top Speed [km/h]	53.9	52.9	51.0	48.2	48.0	48.8	51.4	50.9	50.6	52.6
Avg. Dist. to Rail [m]	6.0	2.9	3.6	5.1	2.9	2.7	3.3	3.0	3.6	10.6



[] Ranking at each section and finish
 -:-:- No data available at this section
 NA No data available

Horse/Jockey Name	Teds Legacy/J F Curtin
Finish Rank	8
Fastest Section Time (Section)	0:14.08 (1800-1600)
Top Speed [km/h] (Section)	54.2 (1800-1600)
Race State	Finished



NZ Metropolitan Trotting Club Inc Harness

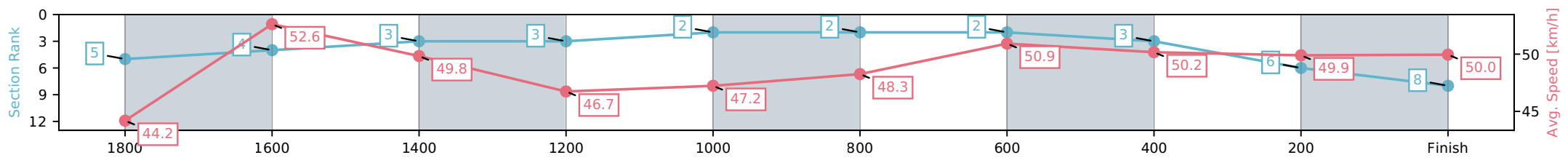
Race 7: ROAD METALS PACE - 2000m

24 April 2026 - 5:55PM

Weather: Fine



Section	L2000	L1800	L1600	L1400	L1200	L1000	L800	L600	L400	L200
Section Times	2:29.97 (0:16.95)	2:13.02 [4] (0:14.08)	1:58.94 [3] (0:14.83)	1:44.11 [3] (0:15.41)	1:28.70 [2] (0:15.59)	1:13.11 [2] (0:15.18)	0:57.93 [2] (0:14.14)	0:43.79 [3] (0:14.65)	0:29.14 [6] (0:14.71)	0:14.43 [8] (0:14.43)
Average Speed [km/h]	44.2	52.6	49.8	46.7	47.2	48.3	50.9	50.2	49.9	50.0
Top Speed [km/h]	54.0	54.2	50.8	48.3	47.7	49.0	51.4	51.1	50.8	51.2
Avg. Dist. to Rail [m]	11.0	4.3	3.5	5.0	2.8	2.6	3.2	3.0	2.9	5.0



- [] Ranking at each section and finish
- :-:- No data available at this section
- NA No data available

Horse/Jockey Name	Quicker Than Quick/J W Cox
Finish Rank	9
Fastest Section Time (Section)	0:14.21 (800-600)
Top Speed [km/h] (Section)	53.8 (2000 - 1800)
Race State	Finished



NZ Metropolitan Trotting Club Inc Harness

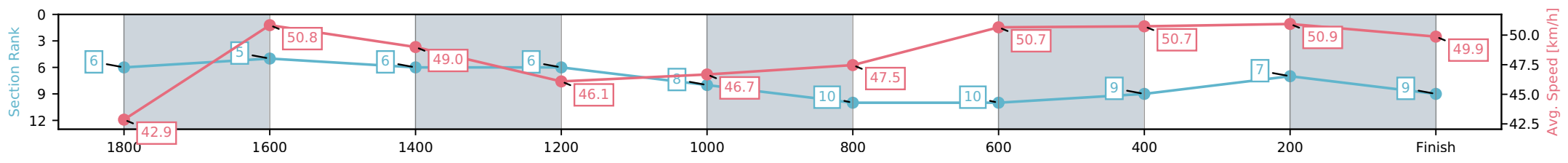
Race 7: ROAD METALS PACE - 2000m

24 April 2026 - 5:55PM

Weather: Fine



Section	L2000	L1800	L1600	L1400	L1200	L1000	L800	L600	L400	L200
Section Times	2:30.01 (0:17.05)	2:12.96 [5] (0:14.29)	1:58.67 [6] (0:14.90)	1:43.77 [6] (0:15.63)	1:28.14 [8] (0:15.60)	1:12.55 [10] (0:15.29)	0:57.26 [10] (0:14.21)	0:43.05 [9] (0:14.36)	0:28.69 [7] (0:14.23)	0:14.46 [9] (0:14.46)
Average Speed [km/h]	42.9	50.8	49.0	46.1	46.7	47.5	50.7	50.7	50.9	49.9
Top Speed [km/h]	53.8	53.8	50.0	47.8	47.2	48.6	51.4	51.2	51.4	51.4
Avg. Dist. to Rail [m]	2.8	1.3	2.0	3.4	1.4	1.2	1.9	1.8	1.2	3.0



[] Ranking at each section and finish
 -:-:- No data available at this section
 NA No data available

Horse/Jockey Name	Caught The Eye/T M Williams
Finish Rank	10
Fastest Section Time (Section)	0:14.04 (800-600)
Top Speed [km/h] (Section)	53.6 (2000 - 1800)
Race State	Finished



NZ Metropolitan Trotting Club Inc Harness

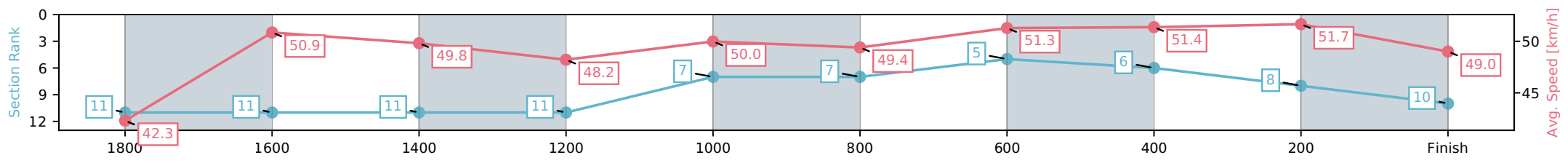
Race 7: ROAD METALS PACE - 2000m

24 April 2026 - 5:55PM

Weather: Fine



Section	L2000	L1800	L1600	L1400	L1200	L1000	L800	L600	L400	L200
Section Times	2:30.30 (0:17.99)	2:12.31 [11] (0:14.57)	1:57.74 [11] (0:14.92)	1:42.82 [11] (0:14.94)	1:27.89 [7] (0:15.00)	1:12.88 [7] (0:15.04)	0:57.84 [5] (0:14.04)	0:43.80 [6] (0:14.58)	0:29.22 [8] (0:14.51)	0:14.70 [10] (0:14.70)
Average Speed [km/h]	42.3	50.9	49.8	48.2	50.0	49.4	51.3	51.4	51.7	49.0
Top Speed [km/h]	53.6	52.3	51.1	50.8	50.8	50.3	52.2	52.6	52.6	50.9
Avg. Dist. to Rail [m]	5.3	4.1	4.3	6.4	4.9	4.5	4.9	5.3	6.1	8.6



[] Ranking at each section and finish
 -:-:- No data available at this section
 NA No data available

Horse/Jockey Name	Henry Winkler/A M Butt
Finish Rank	11
Fastest Section Time (Section)	0:14.07 (800-600)
Top Speed [km/h] (Section)	52.5 (800-600)
Race State	Finished



NZ Metropolitan Trotting Club Inc Harness

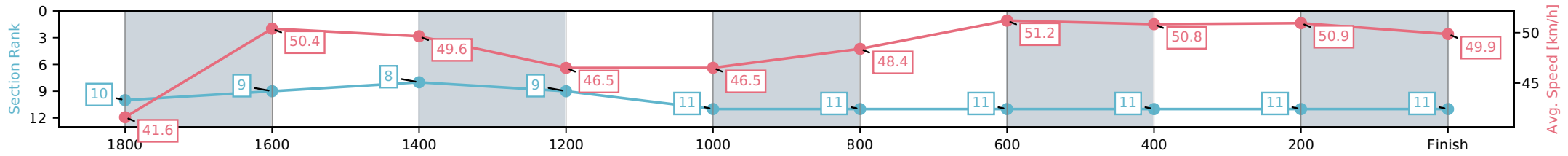
Race 7: ROAD METALS PACE - 2000m

24 April 2026 - 5:55PM

Weather: Fine



Section	L2000	L1800	L1600	L1400	L1200	L1000	L800	L600	L400	L200
Section Times	2:30.44 (0:17.71)	2:12.73 [9] (0:14.40)	1:58.33 [8] (0:14.61)	1:43.72 [9] (0:15.48)	1:28.24 [11] (0:15.62)	1:12.62 [11] (0:15.16)	0:57.46 [11] (0:14.07)	0:43.39 [11] (0:14.57)	0:28.82 [11] (0:14.37)	0:14.46 [11] (0:14.46)
Average Speed [km/h]	41.6	50.4	49.6	46.5	46.5	48.4	51.2	50.8	50.9	49.9
Top Speed [km/h]	52.2	51.0	50.2	48.8	47.6	48.9	52.5	51.9	51.7	51.7
Avg. Dist. to Rail [m]	8.1	1.4	1.3	3.1	1.2	2.5	4.5	4.2	2.0	2.2



[] Ranking at each section and finish
 -:-:- No data available at this section
 NA No data available