



NZ Metropolitan Trotting Club Inc Harness  
 Race 8: BUY A WOODLANDS STAR 20 MAY MOBILE PACE - 1980m  
 24 April 2026 - 6:24PM



Weather: Fine

Field Times (Race Tempo) 2:22.64 (0:11.31) 2:11.33 (0:14.37) 1:56.96 (0:14.92) 1:42.04 (0:14.32) 1:27.72 (0:15.06) 1:12.66 (0:15.27) 0:57.39 (0:15.03) 0:42.37 (0:14.68)

Rank	TAB#	Horse	Overall Time	First 400m	Top Speed km/h (Section)	L1980	L1800	L1600	L1400	L1200	L1000	L800	L600
	(BAR#)	Driver	Margin (DT-W)	Last 600m	Fastest Section (Time)	Start - 1800	1800 - 1600	1600 - 1400	1400 - 1200	1200 - 1000	1000 - 800	800 - 600	600 - 400
1	3	Forever Miki	2:22.64	0:27.99	55.3 (1980 - 1800)	2:22.64	2:11.07 [3]	1:56.21 [5]	1:41.00 [6]	1:27.00 [5]	1:12.10 [4]	0:56.85 [4]	0:41.98 [4]
	(3)	S E O'Reilly		0:41.98	200-0 (0:13.42)	(0:11.57)	(0:14.86)	(0:15.21)	(0:14.00)	(0:14.91)	(0:15.25)	(0:14.87)	(0:14.69)
2	8	Mostert	2:22.66	0:29.24	55.1 (800-600)	2:22.66	2:10.59 [9]	1:54.92 [10]	1:39.54 [10]	1:25.52 [10]	1:10.78 [10]	0:55.59 [10]	0:41.68 [7]
	(8)	K A Butt	0.0L (+6)	0:41.69	200-0 (0:13.70)	(0:12.07)	(0:15.66)	(0:15.38)	(0:14.02)	(0:14.74)	(0:15.18)	(0:13.91)	(0:13.98)
3	10	Flying Ace	2:23.57	0:27.68	56.3 (1980 - 1800)	2:23.57	2:11.98 [4]	1:57.59 [2]	1:42.57 [3]	1:28.03 [4]	1:12.96 [5]	0:57.71 [5]	0:42.71 [5]
	(10)	O G Thornley	5.3L (-14)	0:42.71	200-0 (0:13.39)	(0:11.60)	(0:14.39)	(0:15.02)	(0:14.54)	(0:15.07)	(0:15.24)	(0:15.01)	(0:15.19)
4	6	Heaven	2:23.71	0:28.58	54.7 (1980 - 1800)	2:23.71	2:11.90 [6]	1:56.68 [8]	1:41.35 [8]	1:27.25 [8]	1:12.48 [8]	0:57.26 [8]	0:42.46 [10]
	(6)	R D Close	6.1L (+7)	0:42.47	200-0 (0:13.76)	(0:11.81)	(0:15.23)	(0:15.33)	(0:14.09)	(0:14.78)	(0:15.21)	(0:14.80)	(0:14.69)
5	7	Larissa Beaudiene	2:23.81	0:28.84	54.2 (400-200)	2:23.81	2:11.82 [8]	1:56.49 [9]	1:41.07 [9]	1:27.00 [9]	1:12.26 [9]	0:57.05 [9]	0:42.68 [8]
	(7)	S W Hill	6.7L (+4)	0:42.68	400-200 (0:13.96)	(0:11.99)	(0:15.33)	(0:15.42)	(0:14.07)	(0:14.74)	(0:15.22)	(0:14.37)	(0:14.33)
6	2	Kotare Rimu	2:23.99	0:28.27	53.5 (1980 - 1800)	2:23.99	2:12.15 [7]	1:57.28 [7]	1:42.02 [7]	1:28.07 [7]	1:13.18 [6]	0:57.87 [6]	0:43.06 [6]
	(2)	S J Thornley	7.7L (+6)	0:43.05	1400-1200 (0:13.95)	(0:11.84)	(0:14.87)	(0:15.26)	(0:13.95)	(0:14.89)	(0:15.31)	(0:14.82)	(0:14.81)
7	1	Seaside Brucie	2:24.20	0:27.20	56.1 (1980 - 1800)	2:24.20	2:12.89 [1]	1:58.52 [1]	1:43.48 [2]	1:28.94 [3]	1:13.88 [3]	0:58.64 [3]	0:43.62 [3]
	(1)	S J Ottley	8.9L (-13)	0:43.63	400-200 (0:14.15)	(0:11.31)	(0:14.37)	(0:15.05)	(0:14.54)	(0:15.06)	(0:15.24)	(0:15.02)	(0:15.19)
8	5	Eyes Of An Angel	2:25.26	0:27.82	53.1 (400-200)	2:25.26	2:13.09 [10]	1:58.95 [4]	1:43.98 [5]	1:29.44 [6]	1:14.35 [7]	0:59.10 [7]	0:44.11 [9]
	(5)	M J Williamson	15.0L (-9)	0:44.11	400-200 (0:14.02)	(0:12.17)	(0:14.14)	(0:14.97)	(0:14.54)	(0:15.09)	(0:15.25)	(0:15.00)	(0:14.99)
9	9	Rocking Ruby	2:27.68	0:27.91	54.5 (1980 - 1800)	2:27.68	2:16.02 [5]	2:01.25 [6]	1:47.08 [1]	1:32.76 [1]	1:17.70 [1]	1:02.43 [1]	0:47.41 [1]
	(9)	A M Butt	28.8L (-6)	0:47.41	1600-1400 (0:14.16)	(0:11.66)	(0:14.78)	(0:14.16)	(0:14.32)	(0:15.06)	(0:15.27)	(0:15.03)	(0:15.54)
10	4	B B King	2:27.89	0:27.69	55.5 (1980 - 1800)	2:27.89	2:16.44 [2]	2:01.78 [3]	1:46.78 [4]	1:32.70 [2]	1:17.71 [2]	1:02.48 [2]	0:47.55 [2]
	(4)	T M Williams	30.0L (-4)	0:47.55	1400-1200 (0:14.08)	(0:11.45)	(0:14.66)	(0:15.00)	(0:14.08)	(0:14.99)	(0:15.23)	(0:14.93)	(0:15.09)

Report Created: Fri 24 April 2026

(Note: Races are conducted over an approximate distance as close as possible to the advertised distance, and recorded data may vary accordingly. Official times refer to race times only and do not include handicap times.)

[ ] Position in running at each section and finish TAB# Saddle cloth number

-:-:- No data available at this section

NA No data available

DNT Did not track

BAR# Barrier/Gate Position

DNF Did not finish

DT-W Distance travelled compared to winner in metres

□ Fastest split

■ Fastest section



NZ Metropolitan Trotting Club Inc Harness  
 Race 8: BUY A WOODLANDS STAR 20 MAY MOBILE PACE - 1980m  
 24 April 2026 - 6:24PM



Weather: Fine

Field Times                      0:27.68      0:13.68  
 (Race Tempo)                    (0:14.01)    (0:13.68)

Rank	TAB#	Horse	Overall Time	First 400m	Top Speed km/h (Section)	L400	L200						
	(BAR#)	Driver	Margin (DT-W)	Last 600m	Fastest Section (Time)	400 - 200	200 - Finish						
1	3	Forever Miki	2:22.64	0:27.99	55.3 (1980 - 1800)	0:27.29 [2]	0:13.42 [2]						
	(3)	S E O'Reilly		0:41.98	200-0 (0:13.42)	(0:13.87)	(0:13.42)						
2	8	Mostert	2:22.66	0:29.24	55.1 (800-600)	0:27.70 [1]	0:13.70 [1]						
	(8)	K A Butt	0.0L (+6)	0:41.69	200-0 (0:13.70)	(0:14.01)	(0:13.70)						
3	10	Flying Ace	2:23.57	0:27.68	56.3 (1980 - 1800)	0:27.52 [9]	0:13.39 [8]						
	(10)	O G Thornley	5.3L (-14)	0:42.71	200-0 (0:13.39)	(0:14.13)	(0:13.39)						
4	6	Heaven	2:23.71	0:28.58	54.7 (1980 - 1800)	0:27.77 [8]	0:13.76 [6]						
	(6)	R D Close	6.1L (+7)	0:42.47	200-0 (0:13.76)	(0:14.02)	(0:13.76)						
5	7	Larissa Beaudiene	2:23.81	0:28.84	54.2 (400-200)	0:28.35 [4]	0:14.39 [3]						
	(7)	S W Hill	6.7L (+4)	0:42.68	400-200 (0:13.96)	(0:13.96)	(0:14.39)						
6	2	Kotare Rimu	2:23.99	0:28.27	53.5 (1980 - 1800)	0:28.24 [5]	0:14.16 [4]						
	(2)	S J Thornley	7.7L (+6)	0:43.05	1400-1200 (0:13.95)	(0:14.08)	(0:14.16)						
7	1	Seaside Brucie	2:24.20	0:27.20	56.1 (1980 - 1800)	0:28.43 [6]	0:14.29 [5]						
	(1)	S J Ottley	8.9L (-13)	0:43.63	400-200 (0:14.15)	(0:14.15)	(0:14.29)						
8	5	Eyes Of An Angel	2:25.26	0:27.82	53.1 (400-200)	0:29.11 [10]	0:15.10 [7]						
	(5)	M J Williamson	15.0L (-9)	0:44.11	400-200 (0:14.02)	(0:14.02)	(0:15.10)						
9	9	Rocking Ruby	2:27.68	0:27.91	54.5 (1980 - 1800)	0:31.86 [7]	0:16.12 [10]						
	(9)	A M Butt	28.8L (-6)	0:47.41	1600-1400 (0:14.16)	(0:15.75)	(0:16.12)						
10	4	B B King	2:27.89	0:27.69	55.5 (1980 - 1800)	0:32.46 [3]	0:17.14 [9]						
	(4)	T M Williams	30.0L (-4)	0:47.55	1400-1200 (0:14.08)	(0:15.32)	(0:17.14)						

Report Created: Fri 24 April 2026

(Note: Races are conducted over an approximate distance as close as possible to the advertised distance, and recorded data may vary accordingly. Official times refer to race times only and do not include handicap times.)

[ ] Position in running at each section and finish    TAB# Saddle cloth number  
 -:-:- No data available at this section                BAR# Barrier/Gate Position  
 NA No data available                                        DNF Did not finish  
 DNT Did not track                                            DT-W Distance travelled compared to winner in metres

Fastest split  
 Fastest section

Horse/Jockey Name	Forever Miki/S E O'Reilly
Finish Rank	1
Fastest Section Time (Section)	0:13.42 (200-0)
Top Speed [km/h] (Section)	55.3 (1980 - 1800)
Race State	Finished



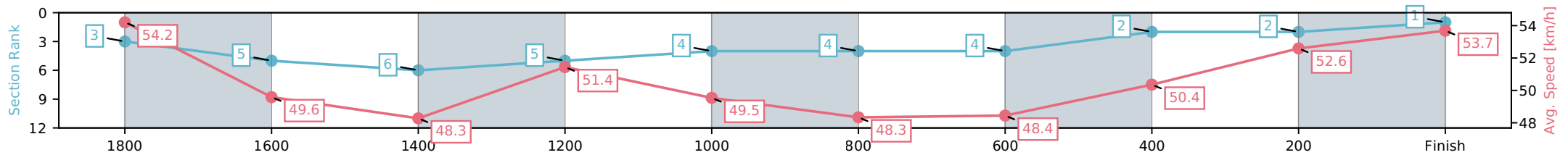
NZ Metropolitan Trotting Club Inc Harness  
 Race 8: BUY A WOODLANDS STAR 20 MAY MOBILE PACE - 1980m



24 April 2026 - 6:24PM

Weather: Fine

Section	L1980	L1800	L1600	L1400	L1200	L1000	L800	L600	L400	L200
Section Times	2:22.64 (0:11.57)	2:11.07 [5] (0:14.86)	1:56.21 [6] (0:15.21)	1:41.00 [5] (0:14.00)	1:27.00 [4] (0:14.91)	1:12.10 [4] (0:15.25)	0:56.85 [4] (0:14.87)	0:41.98 [2] (0:14.69)	0:27.29 [2] (0:13.87)	0:13.42 [1] (0:13.42)
Average Speed [km/h]	54.2	49.6	48.3	51.4	49.5	48.3	48.4	50.4	52.6	53.7
Top Speed [km/h]	55.3	52.2	51.8	52.8	50.6	49.7	49.4	53.0	54.0	54.5
Avg. Dist. to Rail [m]	4.7	3.4	2.6	3.9	3.1	3.1	3.3	3.8	1.8	1.5



- [ ] Ranking at each section and finish
- :-:- No data available at this section
- NA No data available

Horse/Jockey Name	Mostert/K A Butt
Finish Rank	2
Fastest Section Time (Section)	0:13.70 (200-0)
Top Speed [km/h] (Section)	55.1 (800-600)
Race State	Finished



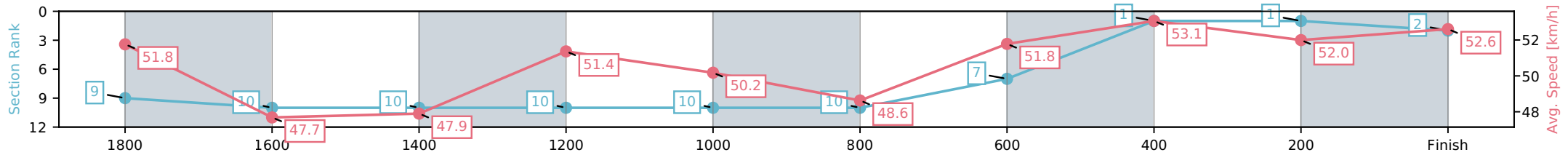
NZ Metropolitan Trotting Club Inc Harness  
 Race 8: BUY A WOODLANDS STAR 20 MAY MOBILE PACE - 1980m



24 April 2026 - 6:24PM

Weather: Fine

Section	L1980	L1800	L1600	L1400	L1200	L1000	L800	L600	L400	L200
Section Times	2:22.66 (0:12.07)	2:10.59 [10] (0:15.66)	1:54.92 [10] (0:15.38)	1:39.54 [10] (0:14.02)	1:25.52 [10] (0:14.74)	1:10.78 [10] (0:15.18)	0:55.59 [7] (0:13.91)	0:41.68 [1] (0:13.98)	0:27.70 [1] (0:14.01)	0:13.70 [2] (0:13.70)
Average Speed [km/h]	51.8	47.7	47.9	51.4	50.2	48.6	51.8	53.1	52.0	52.6
Top Speed [km/h]	54.1	50.7	49.9	52.1	51.5	50.5	55.1	54.9	52.5	53.1
Avg. Dist. to Rail [m]	13.0	6.5	3.1	4.2	3.3	3.4	5.3	4.6	1.9	4.1



- [ ] Ranking at each section and finish
- :-:- No data available at this section
- NA No data available

Horse/Jockey Name	Flying Ace/O G Thornley
Finish Rank	3
Fastest Section Time (Section)	0:13.39 (200-0)
Top Speed [km/h] (Section)	56.3 (1980 - 1800)
Race State	Finished



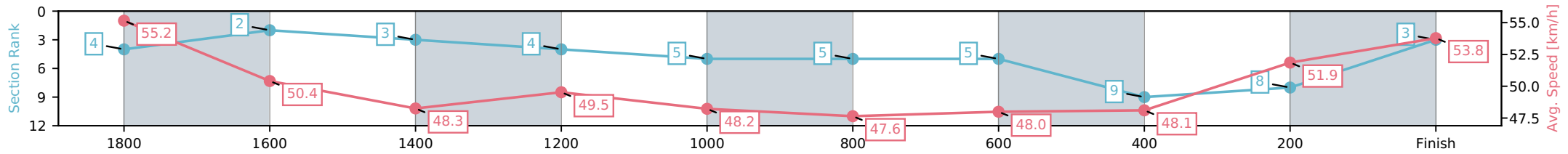
NZ Metropolitan Trotting Club Inc Harness  
 Race 8: BUY A WOODLANDS STAR 20 MAY MOBILE PACE - 1980m



24 April 2026 - 6:24PM

Weather: Fine

Section	L1980	L1800	L1600	L1400	L1200	L1000	L800	L600	L400	L200
Section Times	2:23.57 (0:11.60)	2:11.98 [2] (0:14.39)	1:57.59 [3] (0:15.02)	1:42.57 [4] (0:14.54)	1:28.03 [5] (0:15.07)	1:12.96 [5] (0:15.24)	0:57.71 [5] (0:15.01)	0:42.71 [9] (0:15.19)	0:27.52 [8] (0:14.13)	0:13.39 [3] (0:13.39)
Average Speed [km/h]	55.2	50.4	48.3	49.5	48.2	47.6	48.0	48.1	51.9	53.8
Top Speed [km/h]	56.3	53.4	49.4	49.9	48.8	49.0	48.6	51.1	53.3	54.7
Avg. Dist. to Rail [m]	1.5	1.3	1.0	1.9	1.2	1.3	1.5	2.2	2.6	3.3



- [ ] Ranking at each section and finish
- :-:- No data available at this section
- NA No data available

Horse/Jockey Name	Heaven/R D Close
Finish Rank	4
Fastest Section Time (Section)	0:13.76 (200-0)
Top Speed [km/h] (Section)	54.7 (1980 - 1800)
Race State	Finished



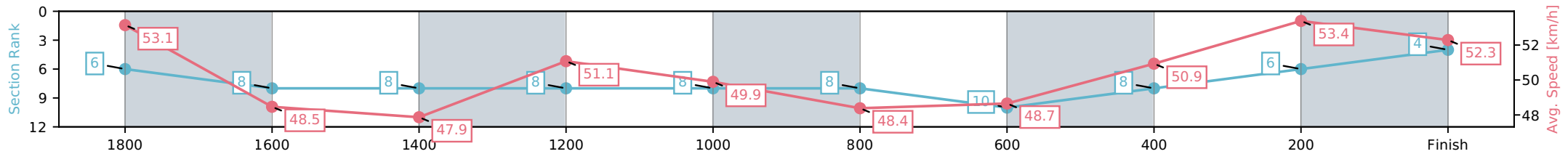
NZ Metropolitan Trotting Club Inc Harness  
 Race 8: BUY A WOODLANDS STAR 20 MAY MOBILE PACE -  
 1980m



24 April 2026 - 6:24PM

Weather: Fine

Section	L1980	L1800	L1600	L1400	L1200	L1000	L800	L600	L400	L200
Section Times	2:23.71 (0:11.81)	2:11.90 [8] (0:15.23)	1:56.68 [8] (0:15.33)	1:41.35 [8] (0:14.09)	1:27.25 [8] (0:14.78)	1:12.48 [8] (0:15.21)	0:57.26 [10] (0:14.80)	0:42.46 [8] (0:14.69)	0:27.77 [6] (0:14.02)	0:13.76 [4] (0:13.76)
Average Speed [km/h]	53.1	48.5	47.9	51.1	49.9	48.4	48.7	50.9	53.4	52.3
Top Speed [km/h]	54.7	49.8	50.6	51.3	50.9	50.0	49.8	53.3	53.9	53.5
Avg. Dist. to Rail [m]	8.6	4.2	2.6	3.9	2.9	3.0	3.5	5.0	5.9	8.9



- [ ] Ranking at each section and finish
- :-:- No data available at this section
- NA No data available

Horse/Jockey Name	Larissa Beaudiene/S W Hill
Finish Rank	5
Fastest Section Time (Section)	0:13.96 (400-200)
Top Speed [km/h] (Section)	54.2 (400-200)
Race State	Finished



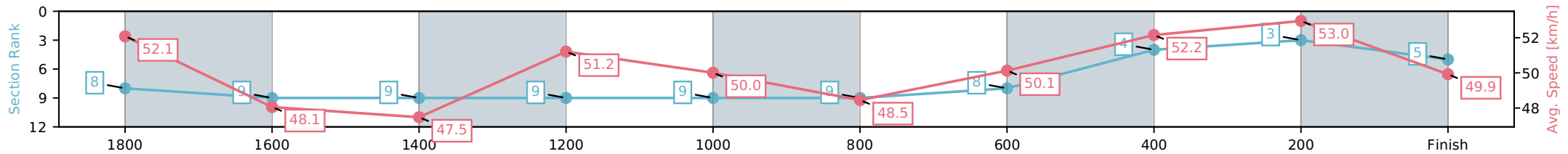
NZ Metropolitan Trotting Club Inc Harness  
 Race 8: BUY A WOODLANDS STAR 20 MAY MOBILE PACE -  
 1980m



24 April 2026 - 6:24PM

Weather: Fine

Section	L1980	L1800	L1600	L1400	L1200	L1000	L800	L600	L400	L200
Section Times	2:23.81 (0:11.99)	2:11.82 [9] (0:15.33)	1:56.49 [9] (0:15.42)	1:41.07 [9] (0:14.07)	1:27.00 [9] (0:14.74)	1:12.26 [9] (0:15.22)	0:57.05 [8] (0:14.37)	0:42.68 [4] (0:14.33)	0:28.35 [3] (0:13.96)	0:14.39 [5] (0:14.39)
Average Speed [km/h]	52.1	48.1	47.5	51.2	50.0	48.5	50.1	52.2	53.0	49.9
Top Speed [km/h]	54.1	50.3	49.5	52.6	50.9	50.4	53.2	53.7	54.2	51.8
Avg. Dist. to Rail [m]	10.2	4.3	2.3	3.9	2.9	3.2	4.3	5.1	4.0	6.1



- [ ] Ranking at each section and finish
- :-:- No data available at this section
- NA No data available

Horse/Jockey Name	Kotare Rimu/S J Thornley
Finish Rank	6
Fastest Section Time (Section)	0:13.95 (1400-1200)
Top Speed [km/h] (Section)	53.5 (1980 - 1800)
Race State	Finished



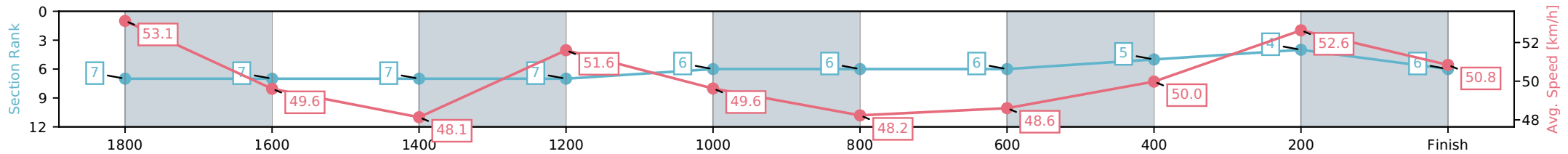
NZ Metropolitan Trotting Club Inc Harness  
 Race 8: BUY A WOODLANDS STAR 20 MAY MOBILE PACE - 1980m



24 April 2026 - 6:24PM

Weather: Fine

Section	L1980	L1800	L1600	L1400	L1200	L1000	L800	L600	L400	L200
Section Times	2:23.99 (0:11.84)	2:12.15 [7] (0:14.87)	1:57.28 [7] (0:15.26)	1:42.02 [7] (0:13.95)	1:28.07 [6] (0:14.89)	1:13.18 [6] (0:15.31)	0:57.87 [6] (0:14.82)	0:43.06 [5] (0:14.81)	0:28.24 [4] (0:14.08)	0:14.16 [6] (0:14.16)
Average Speed [km/h]	53.1	49.6	48.1	51.6	49.6	48.2	48.6	50.0	52.6	50.8
Top Speed [km/h]	53.5	52.6	51.5	52.6	50.7	49.8	50.1	52.7	52.9	52.2
Avg. Dist. to Rail [m]	3.5	3.6	2.7	3.8	3.2	3.2	3.3	3.9	4.5	5.2



- [ ] Ranking at each section and finish
- :-:- No data available at this section
- NA No data available

Horse/Jockey Name	Seaside Brucie/S J Ottley
Finish Rank	7
Fastest Section Time (Section)	0:14.15 (400-200)
Top Speed [km/h] (Section)	56.1 (1980 - 1800)
Race State	Finished



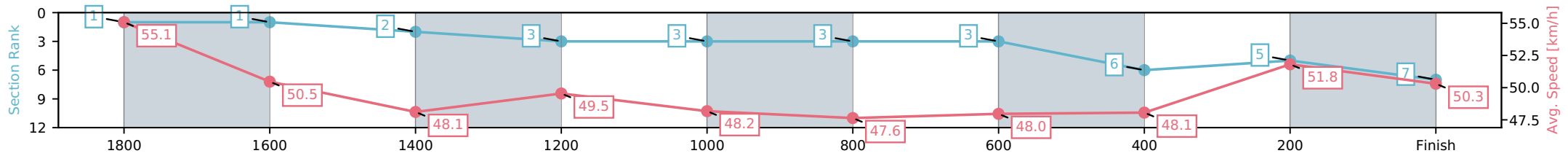
NZ Metropolitan Trotting Club Inc Harness  
 Race 8: BUY A WOODLANDS STAR 20 MAY MOBILE PACE - 1980m



24 April 2026 - 6:24PM

Weather: Fine

Section	L1980	L1800	L1600	L1400	L1200	L1000	L800	L600	L400	L200
Section Times	2:24.20 (0:11.31)	2:12.89 [1] (0:14.37)	1:58.52 [2] (0:15.05)	1:43.48 [3] (0:14.54)	1:28.94 [3] (0:15.06)	1:13.88 [3] (0:15.24)	0:58.64 [3] (0:15.02)	0:43.62 [6] (0:15.19)	0:28.43 [5] (0:14.15)	0:14.29 [7] (0:14.29)
Average Speed [km/h]	55.1	50.5	48.1	49.5	48.2	47.6	48.0	48.1	51.8	50.3
Top Speed [km/h]	56.1	53.7	49.5	50.0	48.8	49.1	48.6	51.2	52.3	52.1
Avg. Dist. to Rail [m]	1.4	1.3	0.9	1.9	1.0	1.2	1.6	2.1	2.5	1.5



- [ ] Ranking at each section and finish
- :-:- No data available at this section
- NA No data available

Horse/Jockey Name	Eyes Of An Angel/M J Williamson
Finish Rank	8
Fastest Section Time (Section)	0:14.02 (400-200)
Top Speed [km/h] (Section)	53.1 (400-200)
Race State	Finished



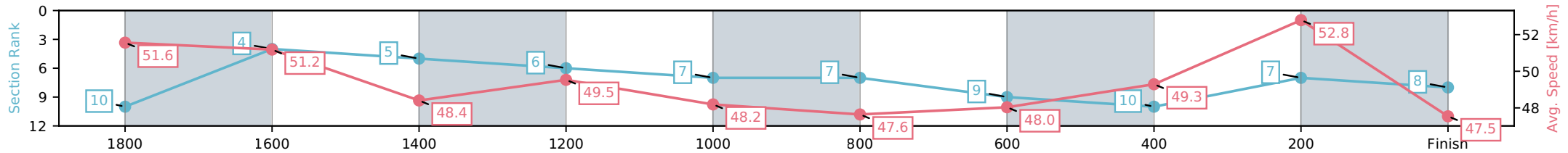
NZ Metropolitan Trotting Club Inc Harness  
 Race 8: BUY A WOODLANDS STAR 20 MAY MOBILE PACE - 1980m



24 April 2026 - 6:24PM

Weather: Fine

Section	L1980	L1800	L1600	L1400	L1200	L1000	L800	L600	L400	L200
Section Times	2:25.26 (0:12.17)	2:13.09 [4] (0:14.14)	1:58.95 [5] (0:14.97)	1:43.98 [6] (0:14.54)	1:29.44 [7] (0:15.09)	1:14.35 [7] (0:15.25)	0:59.10 [9] (0:15.00)	0:44.11 [10] (0:14.99)	0:29.11 [7] (0:14.02)	0:15.10 [8] (0:15.10)
Average Speed [km/h]	51.6	51.2	48.4	49.5	48.2	47.6	48.0	49.3	52.8	47.5
Top Speed [km/h]	51.9	53.0	49.8	49.9	48.8	48.5	49.0	52.7	53.1	52.0
Avg. Dist. to Rail [m]	6.8	1.1	1.0	1.8	1.2	1.2	1.6	3.3	4.1	6.2



- [ ] Ranking at each section and finish
- :-:- No data available at this section
- NA No data available

Horse/Jockey Name	Rocking Ruby/A M Butt
Finish Rank	9
Fastest Section Time (Section)	0:14.16 (1600-1400)
Top Speed [km/h] (Section)	54.5 (1980 - 1800)
Race State	Finished



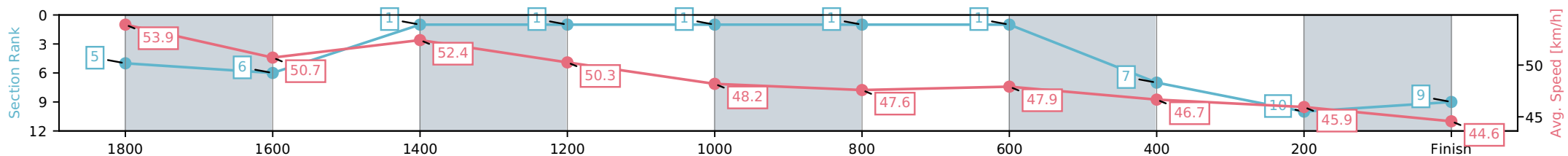
NZ Metropolitan Trotting Club Inc Harness  
 Race 8: BUY A WOODLANDS STAR 20 MAY MOBILE PACE - 1980m



24 April 2026 - 6:24PM

Weather: Fine

Section	L1980	L1800	L1600	L1400	L1200	L1000	L800	L600	L400	L200
Section Times	2:27.68 (0:11.66)	2:16.02 [6] (0:14.78)	2:01.25 [1] (0:14.16)	1:47.08 [1] (0:14.32)	1:32.76 [1] (0:15.06)	1:17.70 [1] (0:15.27)	1:02.43 [1] (0:15.03)	0:47.41 [7] (0:15.54)	0:31.86 [10] (0:15.75)	0:16.12 [9] (0:16.12)
Average Speed [km/h]	53.9	50.7	52.4	50.3	48.2	47.6	47.9	46.7	45.9	44.6
Top Speed [km/h]	54.5	52.8	53.5	53.3	49.0	49.2	48.6	47.1	46.6	46.0
Avg. Dist. to Rail [m]	15.3	6.9	3.7	2.8	1.0	1.3	1.8	1.4	1.1	3.7



- [ ] Ranking at each section and finish
- :-:- No data available at this section
- NA No data available

Horse/Jockey Name	B B King/T M Williams
Finish Rank	10
Fastest Section Time (Section)	0:14.08 (1400-1200)
Top Speed [km/h] (Section)	55.5 (1980 - 1800)
Race State	Finished



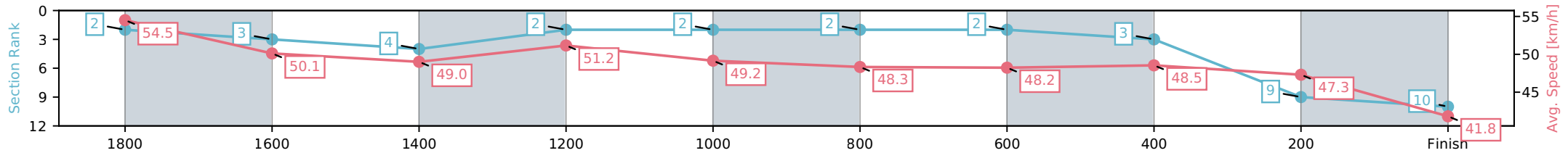
NZ Metropolitan Trotting Club Inc Harness  
 Race 8: BUY A WOODLANDS STAR 20 MAY MOBILE PACE - 1980m



24 April 2026 - 6:24PM

Weather: Fine

Section	L1980	L1800	L1600	L1400	L1200	L1000	L800	L600	L400	L200
Section Times	2:27.89 (0:11.45)	2:16.44 [3] (0:14.66)	2:01.78 [4] (0:15.00)	1:46.78 [2] (0:14.08)	1:32.70 [2] (0:14.99)	1:17.71 [2] (0:15.23)	1:02.48 [2] (0:14.93)	0:47.55 [3] (0:15.09)	0:32.46 [9] (0:15.32)	0:17.14 [10] (0:17.14)
Average Speed [km/h]	54.5	50.1	49.0	51.2	49.2	48.3	48.2	48.5	47.3	41.8
Top Speed [km/h]	55.5	52.8	51.6	51.9	50.5	49.6	48.8	49.1	49.1	44.9
Avg. Dist. to Rail [m]	6.2	3.5	2.7	3.7	2.8	3.0	3.3	2.8	1.1	2.2



- [ ] Ranking at each section and finish
- :-:- No data available at this section
- NA No data available