



NZ Metropolitan Trotting Club Inc Harness
 Race 1: IT'S BACK!! PLUMBERS NIGHT 26 JUNE MOBILE PACE - 1980m
 29 April 2026 - 4:45PM



Weather: Cloudy

Field Times (Race Tempo) 2:28.45 (0:11.77) 2:16.69 (0:14.63) 2:02.05 (0:15.92) 1:46.13 (0:16.08) 1:30.05 (0:16.12) 1:13.93 (0:15.51) 0:58.42 (0:15.30) 0:43.12 (0:15.19)

Rank	TAB#	Horse	Overall Time	First 400m	Top Speed km/h (Section)	L1980	L1800	L1600	L1400	L1200	L1000	L800	L600
	(BAR#)	Driver	Margin (DT-W)	Last 600m	Fastest Section (Time)	Start - 1800	1800 - 1600	1600 - 1400	1400 - 1200	1200 - 1000	1000 - 800	800 - 600	600 - 400
1	3	Loveyourmother	2:28.45	0:29.47	54.2 (1980 - 1800)	2:28.45	2:16.58 [2]	2:01.05 [3]	1:45.37 [3]	1:29.55 [3]	1:13.68 [2]	0:58.18 [2]	0:43.12 [1]
	(3)	C M Wigg		0:43.12	400-200 (0:13.93)	(0:11.87)	(0:15.54)	(0:15.68)	(0:15.82)	(0:15.87)	(0:15.49)	(0:15.07)	(0:15.23)
2	4	Lily's A Star	2:28.53	0:29.82	53.4 (400-200)	2:28.53	2:16.34 [4]	2:00.69 [4]	1:45.14 [4]	1:29.31 [4]	1:13.49 [4]	0:57.98 [4]	0:42.89 [3]
	(4)	B J Wilmott	0.4L (+4)	0:42.89	400-200 (0:13.84)	(0:12.18)	(0:15.66)	(0:15.55)	(0:15.83)	(0:15.82)	(0:15.51)	(0:15.09)	(0:14.88)
3	2	Off The Edge	2:29.47	0:29.04	54.2 (1980 - 1800)	2:29.47	2:17.70 [1]	2:02.50 [2]	1:46.79 [2]	1:30.71 [2]	1:14.55 [3]	0:58.94 [3]	0:43.71 [4]
	(2)	A N Edge	5.8L (-11)	0:43.71	400-200 (0:14.01)	(0:11.76)	(0:15.20)	(0:15.71)	(0:16.08)	(0:16.16)	(0:15.61)	(0:15.23)	(0:15.20)
4	6	Warloch	2:29.88	0:30.92	52.4 (400-200)	2:29.88	2:17.21 [6]	2:01.08 [6]	1:45.51 [6]	1:30.35 [5]	1:14.67 [5]	0:59.04 [5]	0:43.83 [6]
	(6)	M J House	8.2L (+0)	0:43.82	400-200 (0:14.10)	(0:12.67)	(0:16.13)	(0:15.57)	(0:15.16)	(0:15.68)	(0:15.63)	(0:15.21)	(0:15.08)
5	5	Auntie Deb	2:30.34	0:30.61	51.9 (1980 - 1800)	2:30.34	2:17.80 [5]	2:01.86 [5]	1:46.02 [5]	1:30.45 [6]	1:14.76 [6]	0:59.40 [6]	0:44.43 [5]
	(5)	C P Negus	10.8L (+8)	0:44.42	400-200 (0:14.51)	(0:12.54)	(0:15.95)	(0:15.84)	(0:15.57)	(0:15.68)	(0:15.36)	(0:14.98)	(0:15.30)
6	1	Didjashoutthebar	2:33.74	0:28.45	53.1 (1980 - 1800)	2:33.74	2:21.87 [2]	2:07.34 [1]	1:51.42 [1]	1:35.34 [1]	1:19.22 [1]	1:03.71 [1]	0:48.35 [2]
	(1)	J Buckland-Stevens	30.2L (-13)	0:48.35	1800-1600 (0:14.53)	(0:11.87)	(0:14.53)	(0:15.92)	(0:16.08)	(0:16.12)	(0:15.51)	(0:15.36)	(0:15.54)

Report Created: Wed 29 April 2026

(Note: Races are conducted over an approximate distance as close as possible to the advertised distance, and recorded data may vary accordingly. Official times refer to race times only and do not include handicap times.)

[] Position in running at each section and finish TAB# Saddle cloth number

-:--:-- No data available at this section

NA No data available

DNT Did not track

BAR# Barrier/Gate Position

DNF Did not finish

DT-W Distance travelled compared to winner in metres

[] Fastest split

[█] Fastest section



NZ Metropolitan Trotting Club Inc Harness
 Race 1: IT'S BACK!! PLUMBERS NIGHT 26 JUNE MOBILE PACE - 1980m
 29 April 2026 - 4:45PM



Weather: Cloudy

Field Times 0:27.93 0:14.09
 (Race Tempo) (0:13.84) (0:14.09)

Rank	TAB#	Horse	Overall Time	First 400m	Top Speed km/h (Section)	L400	L200						
	(BAR#)	Driver	Margin (DT-W)	Last 600m	Fastest Section (Time)	400 - 200	200 - Finish						
1	3	Loveyourmother	2:28.45	0:29.47	54.2 (1980 - 1800)	0:27.89 [2]	0:13.96 [2]						
	(3)	C M Wigg		0:43.12	400-200 (0:13.93)	(0:13.93)	(0:13.96)						
2	4	Lily's A Star	2:28.53	0:29.82	53.4 (400-200)	0:28.01 [1]	0:14.17 [1]						
	(4)	B J Wilmott	0.4L (+4)	0:42.89	400-200 (0:13.84)	(0:13.84)	(0:14.17)						
3	2	Off The Edge	2:29.47	0:29.04	54.2 (1980 - 1800)	0:28.52 [4]	0:14.50 [3]						
	(2)	A N Edge	5.8L (-11)	0:43.71	400-200 (0:14.01)	(0:14.01)	(0:14.50)						
4	6	Warloch	2:29.88	0:30.92	52.4 (400-200)	0:28.75 [5]	0:14.64 [4]						
	(6)	M J House	8.2L (+0)	0:43.82	400-200 (0:14.10)	(0:14.10)	(0:14.64)						
5	5	Auntie Deb	2:30.34	0:30.61	51.9 (1980 - 1800)	0:29.12 [6]	0:14.61 [5]						
	(5)	C P Negus	10.8L (+8)	0:44.42	400-200 (0:14.51)	(0:14.51)	(0:14.61)						
6	1	Didjashoutthebar	2:33.74	0:28.45	53.1 (1980 - 1800)	0:32.81 [3]	0:16.66 [6]						
	(1)	J Buckland-Stevens	30.2L (-13)	0:48.35	1800-1600 (0:14.53)	(0:16.15)	(0:16.66)						

Report Created: Wed 29 April 2026

(Note: Races are conducted over an approximate distance as close as possible to the advertised distance, and recorded data may vary accordingly. Official times refer to race times only and do not include handicap times.)

[] Position in running at each section and finish TAB# Saddle cloth number

Fastest split

-:--:- No data available at this section

BAR# Barrier/Gate Position

Fastest section

NA No data available

DNF Did not finish

DNT Did not track

DT-W Distance travelled compared to winner in metres

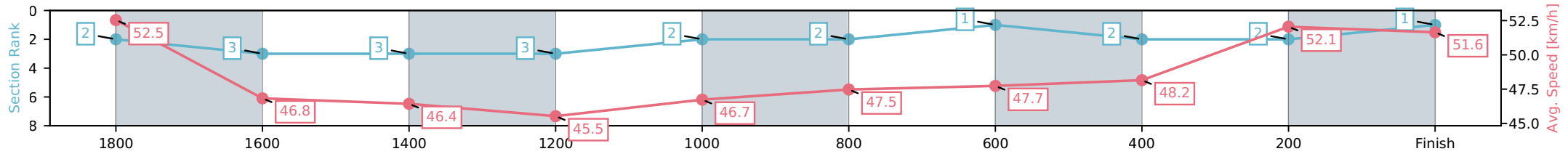
Horse/Jockey Name	Loveyourmother/C M Wigg
Finish Rank	1
Fastest Section Time (Section)	0:13.93 (400-200)
Top Speed [km/h] (Section)	54.2 (1980 - 1800)
Race State	Finished



NZ Metropolitan Trotting Club Inc Harness
 Race 1: IT'S BACK!! PLUMBERS NIGHT 26 JUNE MOBILE
 PACE - 1980m
 29 April 2026 - 4:45PM
 Weather: Cloudy



Section	L1980	L1800	L1600	L1400	L1200	L1000	L800	L600	L400	L200
Section Times	2:28.45 (0:11.87)	2:16.58 [3] (0:15.54)	2:01.05 [3] (0:15.68)	1:45.37 [3] (0:15.82)	1:29.55 [2] (0:15.87)	1:13.68 [2] (0:15.49)	0:58.18 [1] (0:15.07)	0:43.12 [2] (0:15.23)	0:27.89 [2] (0:13.93)	0:13.96 [1] (0:13.96)
Average Speed [km/h]	52.5	46.8	46.4	45.5	46.7	47.5	47.7	48.2	52.1	51.6
Top Speed [km/h]	54.2	49.0	47.7	46.3	48.0	48.1	48.8	51.0	52.9	53.0
Avg. Dist. to Rail [m]	4.6	2.1	1.6	4.0	3.6	3.2	3.6	2.6	1.3	2.8



[] Ranking at each section and finish
 -:-:- No data available at this section
 NA No data available

Horse/Jockey Name	Lily's A Star/B J Wilmott
Finish Rank	2
Fastest Section Time (Section)	0:13.84 (400-200)
Top Speed [km/h] (Section)	53.4 (400-200)
Race State	Finished

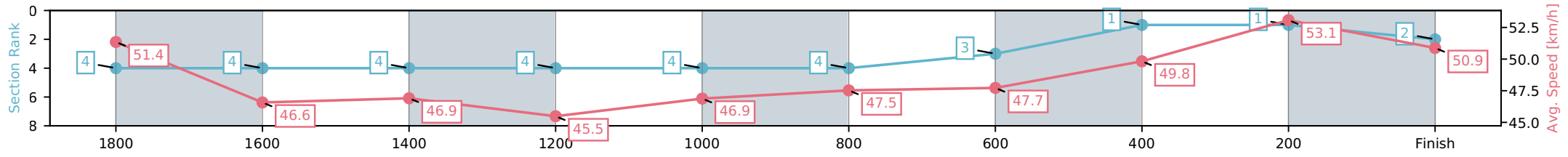


NZ Metropolitan Trotting Club Inc Harness
 Race 1: IT'S BACK!! PLUMBERS NIGHT 26 JUNE MOBILE
 PACE - 1980m



29 April 2026 - 4:45PM
 Weather: Cloudy

Section	L1980	L1800	L1600	L1400	L1200	L1000	L800	L600	L400	L200
Section Times	2:28.53 (0:12.18)	2:16.34 [4] (0:15.66)	2:00.69 [4] (0:15.55)	1:45.14 [4] (0:15.83)	1:29.31 [4] (0:15.82)	1:13.49 [4] (0:15.51)	0:57.98 [3] (0:15.09)	0:42.89 [1] (0:14.88)	0:28.01 [1] (0:13.84)	0:14.17 [2] (0:14.17)
Average Speed [km/h]	51.4	46.6	46.9	45.5	46.9	47.5	47.7	49.8	53.1	50.9
Top Speed [km/h]	52.2	49.1	48.9	46.4	48.3	48.1	49.2	53.0	53.4	52.8
Avg. Dist. to Rail [m]	5.5	2.4	1.9	4.1	3.7	3.4	3.7	3.8	3.0	5.1



[] Ranking at each section and finish
 -:-:- No data available at this section
 NA No data available

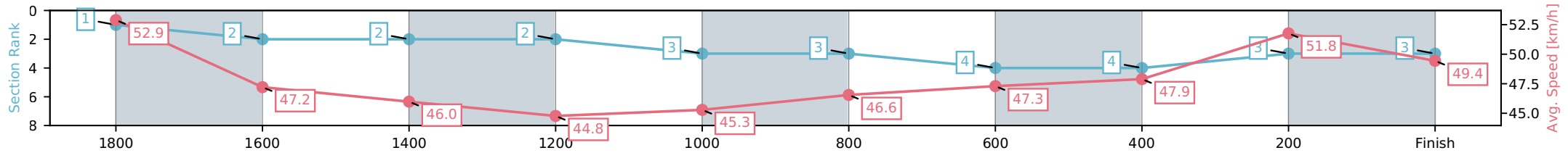
Horse/Jockey Name	Off The Edge/A N Edge
Finish Rank	3
Fastest Section Time (Section)	0:14.01 (400-200)
Top Speed [km/h] (Section)	54.2 (1980 - 1800)
Race State	Finished



NZ Metropolitan Trotting Club Inc Harness
 Race 1: IT'S BACK!! PLUMBERS NIGHT 26 JUNE MOBILE
 PACE - 1980m
 29 April 2026 - 4:45PM
 Weather: Cloudy



Section	L1980	L1800	L1600	L1400	L1200	L1000	L800	L600	L400	L200
Section Times	2:29.47 (0:11.76)	2:17.70 [2] (0:15.20)	2:02.50 [2] (0:15.71)	1:46.79 [2] (0:16.08)	1:30.71 [3] (0:16.16)	1:14.55 [3] (0:15.61)	0:58.94 [4] (0:15.23)	0:43.71 [4] (0:15.20)	0:28.52 [3] (0:14.01)	0:14.50 [3] (0:14.50)
Average Speed [km/h]	52.9	47.2	46.0	44.8	45.3	46.6	47.3	47.9	51.8	49.4
Top Speed [km/h]	54.2	50.7	47.0	45.4	46.9	47.8	47.8	52.4	52.2	51.8
Avg. Dist. to Rail [m]	1.5	0.8	1.1	3.0	2.0	1.6	2.2	1.7	1.2	4.0



- [] Ranking at each section and finish
- :-:- No data available at this section
- NA No data available

Horse/Jockey Name	Warloch/M J House
Finish Rank	4
Fastest Section Time (Section)	0:14.10 (400-200)
Top Speed [km/h] (Section)	52.4 (400-200)
Race State	Finished

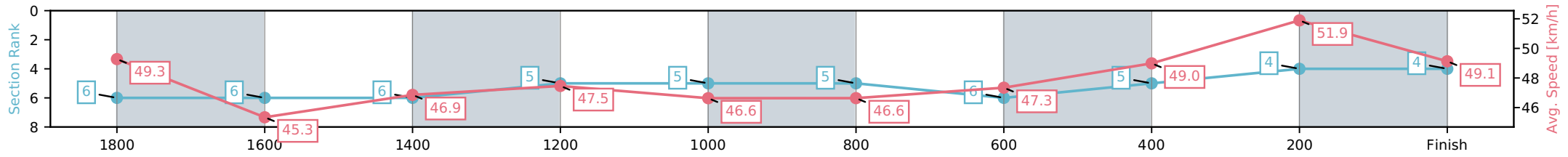


NZ Metropolitan Trotting Club Inc Harness
 Race 1: IT'S BACK!! PLUMBERS NIGHT 26 JUNE MOBILE
 PACE - 1980m



29 April 2026 - 4:45PM
 Weather: Cloudy

Section	L1980	L1800	L1600	L1400	L1200	L1000	L800	L600	L400	L200
Section Times	2:29.88 (0:12.67)	2:17.21 [6] (0:16.13)	2:01.08 [6] (0:15.57)	1:45.51 [5] (0:15.16)	1:30.35 [5] (0:15.68)	1:14.67 [5] (0:15.63)	0:59.04 [6] (0:15.21)	0:43.83 [5] (0:15.08)	0:28.75 [4] (0:14.10)	0:14.64 [4] (0:14.64)
Average Speed [km/h]	49.3	45.3	46.9	47.5	46.6	46.6	47.3	49.0	51.9	49.1
Top Speed [km/h]	52.0	47.0	49.6	50.6	47.8	48.2	47.9	52.0	52.4	51.5
Avg. Dist. to Rail [m]	8.8	3.2	1.9	4.3	1.9	1.9	2.6	3.4	2.5	5.5



[] Ranking at each section and finish
 -:-:- No data available at this section
 NA No data available

Horse/Jockey Name	Auntie Deb/C P Negus
Finish Rank	5
Fastest Section Time (Section)	0:14.51 (400-200)
Top Speed [km/h] (Section)	51.9 (1980 - 1800)
Race State	Finished

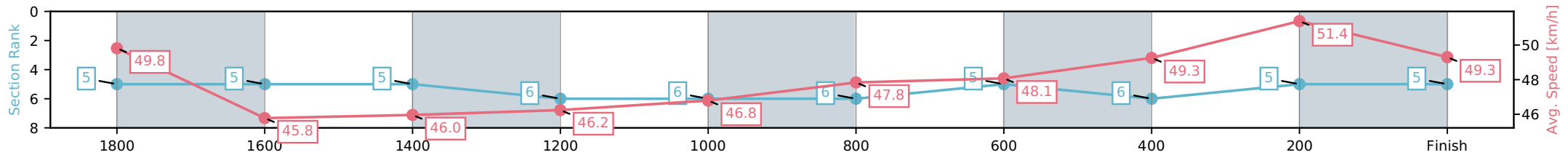


NZ Metropolitan Trotting Club Inc Harness
 Race 1: IT'S BACK!! PLUMBERS NIGHT 26 JUNE MOBILE
 PACE - 1980m



29 April 2026 - 4:45PM
 Weather: Cloudy

Section	L1980	L1800	L1600	L1400	L1200	L1000	L800	L600	L400	L200
Section Times	2:30.34 (0:12.54)	2:17.80 [5] (0:15.95)	2:01.86 [5] (0:15.84)	1:46.02 [6] (0:15.57)	1:30.45 [6] (0:15.68)	1:14.76 [6] (0:15.36)	0:59.40 [5] (0:14.98)	0:44.43 [6] (0:15.30)	0:29.12 [5] (0:14.51)	0:14.61 [5] (0:14.61)
Average Speed [km/h]	49.8	45.8	46.0	46.2	46.8	47.8	48.1	49.3	51.4	49.3
Top Speed [km/h]	51.9	48.9	46.8	48.1	48.1	48.4	48.9	51.3	51.7	51.0
Avg. Dist. to Rail [m]	7.1	2.6	1.5	3.5	2.4	2.9	4.1	5.9	5.0	8.2



- [] Ranking at each section and finish
- :-:- No data available at this section
- NA No data available

Horse/Jockey Name	Didjashoutthebar/J Buckland-Stevens
Finish Rank	6
Fastest Section Time (Section)	0:14.53 (1800-1600)
Top Speed [km/h] (Section)	53.1 (1980 - 1800)
Race State	Finished

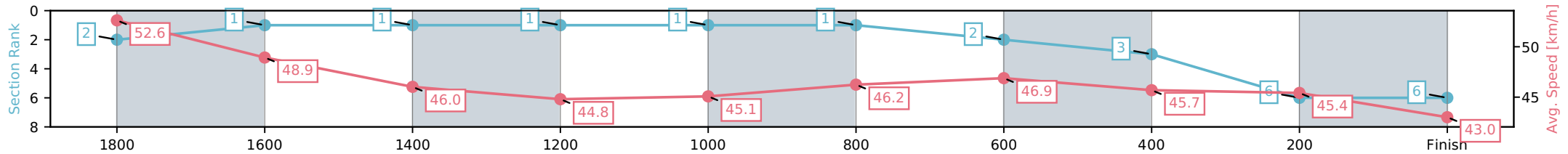


NZ Metropolitan Trotting Club Inc Harness
 Race 1: IT'S BACK!! PLUMBERS NIGHT 26 JUNE MOBILE
 PACE - 1980m



29 April 2026 - 4:45PM
 Weather: Cloudy

Section	L1980	L1800	L1600	L1400	L1200	L1000	L800	L600	L400	L200
Section Times	2:33.74 (0:11.87)	2:21.87 [1] (0:14.53)	2:07.34 [1] (0:15.92)	1:51.42 [1] (0:16.08)	1:35.34 [1] (0:16.12)	1:19.22 [1] (0:15.51)	1:03.71 [2] (0:15.36)	0:48.35 [3] (0:15.54)	0:32.81 [6] (0:16.15)	0:16.66 [6] (0:16.66)
Average Speed [km/h]	52.6	48.9	46.0	44.8	45.1	46.2	46.9	45.7	45.4	43.0
Top Speed [km/h]	53.1	52.1	46.7	45.2	46.9	47.7	47.4	46.4	46.3	44.9
Avg. Dist. to Rail [m]	0.9	1.7	2.7	3.3	1.2	0.8	0.8	1.9	3.1	5.6



[] Ranking at each section and finish
 -:-:- No data available at this section
 NA No data available