



NZ Metropolitan Trotting Club Inc Harness  
 Race 2: CHECK OUT DJ PARKYN PAINTING & DECORATING MOBILE PACE - 1980m  
 29 April 2026 - 5:20PM



Weather: Cloudy

Field Times (Race Tempo) 2:30.11 (0:11.71) 2:18.40 (0:14.86) 2:03.54 (0:15.62) 1:47.91 (0:14.87) 1:33.05 (0:16.40) 1:16.64 (0:16.34) 1:00.30 (0:15.73) 0:44.57 (0:15.48)

Rank	TAB#	Horse	Overall Time	First 400m	Top Speed km/h (Section)	L1980	L1800	L1600	L1400	L1200	L1000	L800	L600
	(BAR#)	Driver	Margin (DT-W)	Last 600m	Fastest Section (Time)	Start - 1800	1800 - 1600	1600 - 1400	1400 - 1200	1200 - 1000	1000 - 800	800 - 600	600 - 400
1	6	Always B Hayley	2:30.11	0:30.93	53.1 (200-0)	2:30.11	2:17.47 [5]	2:01.16 [6]	1:46.29 [6]	1:31.75 [5]	1:15.89 [5]	0:59.72 [4]	0:44.10 [4]
	(6)	S J Ottley		0:44.10	200-0 (0:14.16)	(0:12.64)	(0:16.31)	(0:14.87)	(0:14.54)	(0:15.86)	(0:16.17)	(0:15.62)	(0:15.46)
2	5	Ultimate Dreamer	2:30.30	0:28.66	54.1 (1980 - 1800)	2:30.30	2:18.59 [1]	2:03.73 [1]	1:48.02 [2]	1:32.92 [2]	1:16.50 [2]	1:00.18 [3]	0:44.46 [3]
	(5)	A M Butt	1.1L (-16)	0:44.47	200-0 (0:14.21)	(0:11.71)	(0:14.86)	(0:15.70)	(0:15.10)	(0:16.42)	(0:16.32)	(0:15.72)	(0:15.51)
3	4	The Seamstress	2:30.31	0:29.02	53.9 (1980 - 1800)	2:30.31	2:18.48 [2]	2:03.43 [2]	1:48.11 [1]	1:33.24 [1]	1:16.84 [1]	1:00.50 [1]	0:44.77 [1]
	(4)	S J Tomlinson	1.1L (-18)	0:44.77	200-0 (0:14.52)	(0:11.83)	(0:15.06)	(0:15.31)	(0:14.87)	(0:16.40)	(0:16.34)	(0:15.73)	(0:15.48)
4	3	Sky News	2:30.68	0:30.66	51.9 (1980 - 1800)	2:30.68	2:18.29 [4]	2:02.08 [5]	1:47.19 [4]	1:32.66 [4]	1:16.76 [3]	1:00.58 [2]	0:44.96 [2]
	(3)	M B Holbrough	3.2L (-2)	0:44.96	1400-1200 (0:14.52)	(0:12.39)	(0:16.20)	(0:14.90)	(0:14.52)	(0:15.90)	(0:16.18)	(0:15.62)	(0:15.46)
5	2	Classy Cleopatra	2:31.63	0:30.39	50.3 (1980 - 1800)	2:31.63	2:18.99 [6]	2:03.20 [4]	1:47.95 [5]	1:33.27 [5]	1:17.06 [6]	1:00.90 [6]	0:45.29 [5]
	(2)	O G Thornley	8.7L (-11)	0:45.29	1400-1200 (0:14.68)	(0:12.64)	(0:15.78)	(0:15.25)	(0:14.68)	(0:16.21)	(0:16.17)	(0:15.60)	(0:15.53)
6	1	Beach Barbie	2:35.87	0:30.22	52.4 (1980 - 1800)	2:35.87	2:23.64 [3]	2:07.76 [3]	1:52.66 [3]	1:37.93 [3]	1:21.72 [4]	1:05.46 [5]	0:49.51 [6]
	(1)	R D Holmes	32.9L (-18)	0:49.50	1400-1200 (0:14.73)	(0:12.22)	(0:15.88)	(0:15.10)	(0:14.73)	(0:16.21)	(0:16.26)	(0:15.96)	(0:16.89)

Report Created: Wed 29 April 2026

(Note: Races are conducted over an approximate distance as close as possible to the advertised distance, and recorded data may vary accordingly. Official times refer to race times only and do not include handicap times.)

[ ] Position in running at each section and finish TAB# Saddle cloth number  
 -:-:- No data available at this section BAR# Barrier/Gate Position  
 NA No data available DNF Did not finish  
 DNT Did not track DT-W Distance travelled compared to winner in metres

Fastest split  
 Fastest section





NZ Metropolitan Trotting Club Inc Harness  
 Race 2: CHECK OUT DJ PARKYN PAINTING & DECORATING MOBILE PACE - 1980m  
 29 April 2026 - 5:20PM



Weather: Cloudy

Field Times                      0:29.09      0:14.32  
 (Race Tempo)                    (0:14.77)    (0:14.32)

Rank	TAB#	Horse	Overall Time	First 400m	Top Speed km/h (Section)	L400	L200						
	(BAR#)	Driver	Margin (DT-W)	Last 600m	Fastest Section (Time)	400 - 200	200 - Finish						
1	6	Always B Hayley	2:30.11	0:30.93	53.1 (200-0)	0:28.64 [4]	0:14.16 [2]						
	(6)	S J Ottley		0:44.10	200-0 (0:14.16)	(0:14.48)	(0:14.16)						
2	5	Ultimate Dreamer	2:30.30	0:28.66	54.1 (1980 - 1800)	0:28.96 [3]	0:14.21 [4]						
	(5)	A M Butt	1.1L (-16)	0:44.47	200-0 (0:14.21)	(0:14.75)	(0:14.21)						
3	4	The Seamstress	2:30.31	0:29.02	53.9 (1980 - 1800)	0:29.29 [1]	0:14.52 [1]						
	(4)	S J Tomlinson	1.1L (-18)	0:44.77	200-0 (0:14.52)	(0:14.77)	(0:14.52)						
4	3	Sky News	2:30.68	0:30.66	51.9 (1980 - 1800)	0:29.50 [2]	0:14.66 [3]						
	(3)	M B Holbrough	3.2L (-2)	0:44.96	1400-1200 (0:14.52)	(0:14.84)	(0:14.66)						
5	2	Classy Cleopatra	2:31.63	0:30.39	50.3 (1980 - 1800)	0:29.77 [5]	0:15.07 [5]						
	(2)	O G Thornley	8.7L (-11)	0:45.29	1400-1200 (0:14.68)	(0:14.69)	(0:15.07)						
6	1	Beach Barbie	2:35.87	0:30.22	52.4 (1980 - 1800)	0:32.61 [6]	0:15.71 [6]						
	(1)	R D Holmes	32.9L (-18)	0:49.50	1400-1200 (0:14.73)	(0:16.90)	(0:15.71)						

Report Created: Wed 29 April 2026

(Note: Races are conducted over an approximate distance as close as possible to the advertised distance, and recorded data may vary accordingly. Official times refer to race times only and do not include handicap times.)

[ ] Position in running at each section and finish    TAB#    Saddle cloth number

-:--:- No data available at this section

NA No data available

DNT Did not track

BAR# Barrier/Gate Position

DNF Did not finish

DT-W Distance travelled compared to winner in metres

Fastest split

Fastest section

Horse/Jockey Name	Always B Hayley/S J Ottley
Finish Rank	1
Fastest Section Time (Section)	0:14.16 (200-0)
Top Speed [km/h] (Section)	53.1 (200-0)
Race State	Finished



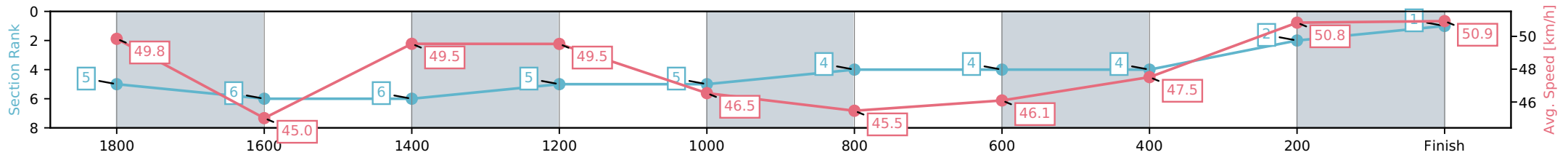
NZ Metropolitan Trotting Club Inc Harness  
 Race 2: CHECK OUT DJ PARKYN PAINTING & DECORATING  
 MOBILE PACE - 1980m



29 April 2026 - 5:20PM

Weather: Cloudy

Section	L1980	L1800	L1600	L1400	L1200	L1000	L800	L600	L400	L200
Section Times	2:30.11 (0:12.64)	2:17.47 [6] (0:16.31)	2:01.16 [6] (0:14.87)	1:46.29 [5] (0:14.54)	1:31.75 [5] (0:15.86)	1:15.89 [4] (0:16.17)	0:59.72 [4] (0:15.62)	0:44.10 [4] (0:15.46)	0:28.64 [2] (0:14.48)	0:14.16 [1] (0:14.16)
Average Speed [km/h]	49.8	45.0	49.5	49.5	46.5	45.5	46.1	47.5	50.8	50.9
Top Speed [km/h]	51.9	47.1	50.8	50.6	49.1	46.3	47.0	48.7	53.0	53.1
Avg. Dist. to Rail [m]	9.7	3.5	3.1	4.2	3.2	2.9	3.3	2.9	3.7	5.6



- [ ] Ranking at each section and finish
- :-:- No data available at this section
- NA No data available

Horse/Jockey Name	Ultimate Dreamer/A M Butt
Finish Rank	2
Fastest Section Time (Section)	0:14.21 (200-0)
Top Speed [km/h] (Section)	54.1 (1980 - 1800)
Race State	Finished



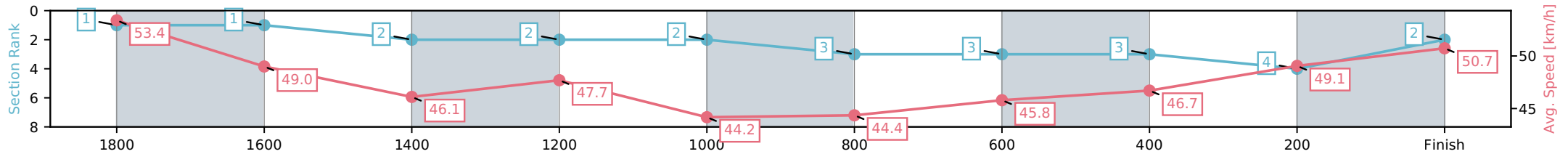
NZ Metropolitan Trotting Club Inc Harness  
 Race 2: CHECK OUT DJ PARKYN PAINTING & DECORATING  
 MOBILE PACE - 1980m



29 April 2026 - 5:20PM

Weather: Cloudy

Section	L1980	L1800	L1600	L1400	L1200	L1000	L800	L600	L400	L200
Section Times	2:30.30 (0:11.71)	2:18.59 [1] (0:14.86)	2:03.73 [2] (0:15.70)	1:48.02 [2] (0:15.10)	1:32.92 [2] (0:16.42)	1:16.50 [3] (0:16.32)	1:00.18 [3] (0:15.72)	0:44.46 [3] (0:15.51)	0:28.96 [4] (0:14.75)	0:14.21 [2] (0:14.21)
Average Speed [km/h]	53.4	49.0	46.1	47.7	44.2	44.4	45.8	46.7	49.1	50.7
Top Speed [km/h]	54.1	53.0	48.7	49.5	45.6	45.7	47.0	48.0	49.8	51.8
Avg. Dist. to Rail [m]	8.6	2.7	0.9	2.5	1.0	0.9	1.4	1.0	0.9	1.5



- [ ] Ranking at each section and finish
- :-:- No data available at this section
- NA No data available

Horse/Jockey Name	The Seamstress/S J Tomlinson
Finish Rank	3
Fastest Section Time (Section)	0:14.52 (200-0)
Top Speed [km/h] (Section)	53.9 (1980 - 1800)
Race State	Finished



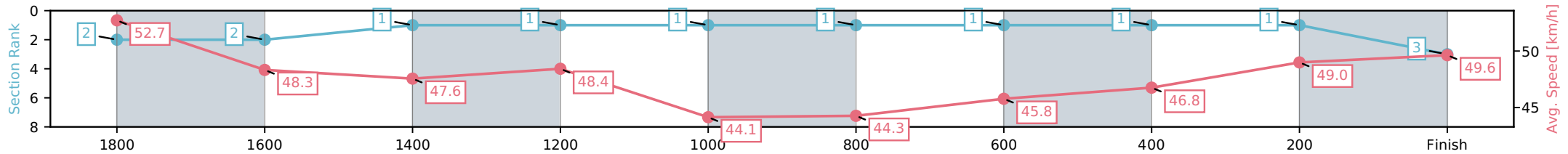
NZ Metropolitan Trotting Club Inc Harness  
 Race 2: CHECK OUT DJ PARKYN PAINTING & DECORATING  
 MOBILE PACE - 1980m



29 April 2026 - 5:20PM

Weather: Cloudy

Section	L1980	L1800	L1600	L1400	L1200	L1000	L800	L600	L400	L200
Section Times	2:30.31 (0:11.83)	2:18.48 [2] (0:15.06)	2:03.43 [1] (0:15.31)	1:48.11 [1] (0:14.87)	1:33.24 [1] (0:16.40)	1:16.84 [1] (0:16.34)	1:00.50 [1] (0:15.73)	0:44.77 [1] (0:15.48)	0:29.29 [1] (0:14.77)	0:14.52 [3] (0:14.52)
Average Speed [km/h]	52.7	48.3	47.6	48.4	44.1	44.3	45.8	46.8	49.0	49.6
Top Speed [km/h]	53.9	49.6	50.8	51.5	45.6	45.6	46.7	47.9	49.7	50.3
Avg. Dist. to Rail [m]	6.3	2.4	1.8	3.1	0.8	0.8	1.3	0.9	1.0	3.2



- [ ] Ranking at each section and finish
- :-:- No data available at this section
- NA No data available

Horse/Jockey Name	Sky News/M B Holbrough
Finish Rank	4
Fastest Section Time (Section)	0:14.52 (1400-1200)
Top Speed [km/h] (Section)	51.9 (1980 - 1800)
Race State	Finished



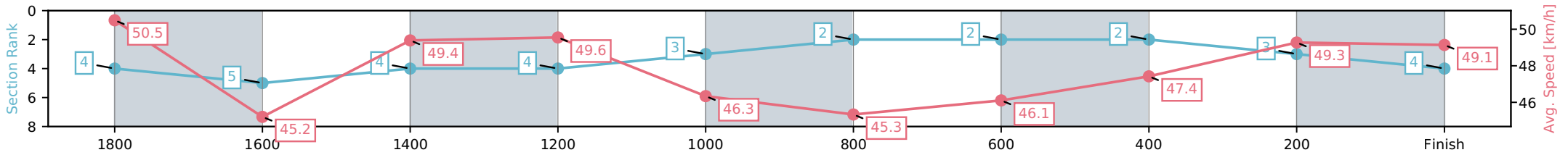
NZ Metropolitan Trotting Club Inc Harness  
 Race 2: CHECK OUT DJ PARKYN PAINTING & DECORATING  
 MOBILE PACE - 1980m



29 April 2026 - 5:20PM

Weather: Cloudy

Section	L1980	L1800	L1600	L1400	L1200	L1000	L800	L600	L400	L200
Section Times	2:30.68 (0:12.39)	2:18.29 [5] (0:16.20)	2:02.08 [4] (0:14.90)	1:47.19 [4] (0:14.52)	1:32.66 [3] (0:15.90)	1:16.76 [2] (0:16.18)	1:00.58 [2] (0:15.62)	0:44.96 [2] (0:15.46)	0:29.50 [3] (0:14.84)	0:14.66 [4] (0:14.66)
Average Speed [km/h]	50.5	45.2	49.4	49.6	46.3	45.3	46.1	47.4	49.3	49.1
Top Speed [km/h]	51.9	47.2	50.4	50.1	49.1	46.3	46.7	48.5	50.4	50.6
Avg. Dist. to Rail [m]	4.7	2.9	2.9	4.0	2.9	2.6	3.1	2.7	2.5	5.0



- [ ] Ranking at each section and finish
- :-:- No data available at this section
- NA No data available

Horse/Jockey Name	Classy Cleopatra/O G Thornley
Finish Rank	5
Fastest Section Time (Section)	0:14.68 (1400-1200)
Top Speed [km/h] (Section)	50.3 (1980 - 1800)
Race State	Finished



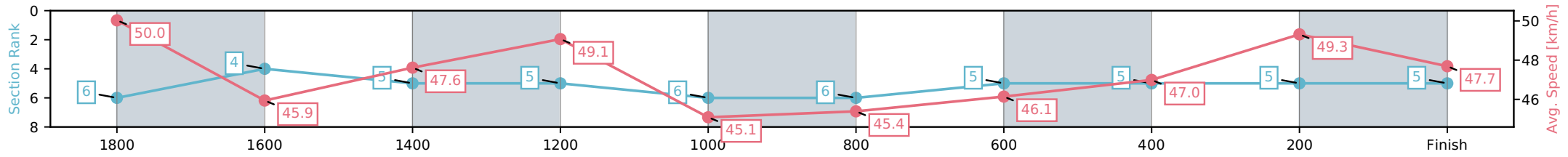
NZ Metropolitan Trotting Club Inc Harness  
 Race 2: CHECK OUT DJ PARKYN PAINTING & DECORATING  
 MOBILE PACE - 1980m



29 April 2026 - 5:20PM

Weather: Cloudy

Section	L1980	L1800	L1600	L1400	L1200	L1000	L800	L600	L400	L200
Section Times	2:31.63 (0:12.64)	2:18.99 [4] (0:15.78)	2:03.20 [5] (0:15.25)	1:47.95 [5] (0:14.68)	1:33.27 [6] (0:16.21)	1:17.06 [6] (0:16.17)	1:00.90 [5] (0:15.60)	0:45.29 [5] (0:15.53)	0:29.77 [5] (0:14.69)	0:15.07 [5] (0:15.07)
Average Speed [km/h]	50.0	45.9	47.6	49.1	45.1	45.4	46.1	47.0	49.3	47.7
Top Speed [km/h]	50.3	49.8	49.7	49.8	48.8	46.7	46.9	48.1	50.0	49.8
Avg. Dist. to Rail [m]	2.9	1.3	1.3	2.2	1.9	2.6	3.3	2.3	1.1	1.9



[ ] Ranking at each section and finish  
 -:-:- No data available at this section  
 NA No data available

Horse/Jockey Name	Beach Barbie/R D Holmes
Finish Rank	6
Fastest Section Time (Section)	0:14.73 (1400-1200)
Top Speed [km/h] (Section)	52.4 (1980 - 1800)
Race State	Finished



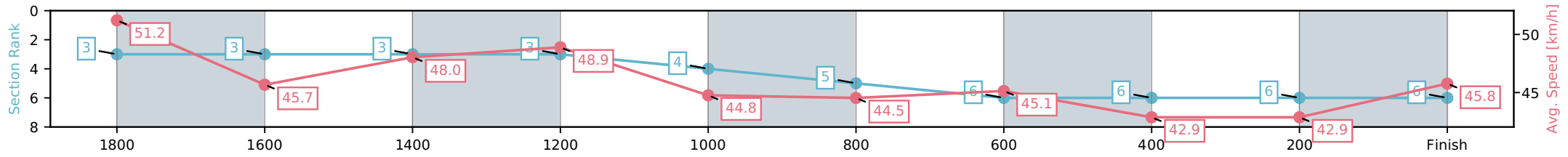
NZ Metropolitan Trotting Club Inc Harness  
 Race 2: CHECK OUT DJ PARKYN PAINTING & DECORATING  
 MOBILE PACE - 1980m



29 April 2026 - 5:20PM

Weather: Cloudy

Section	L1980	L1800	L1600	L1400	L1200	L1000	L800	L600	L400	L200
Section Times	2:35.87 (0:12.22)	2:23.64 [3] (0:15.88)	2:07.76 [3] (0:15.10)	1:52.66 [3] (0:14.73)	1:37.93 [4] (0:16.21)	1:21.72 [5] (0:16.26)	1:05.46 [6] (0:15.96)	0:49.51 [6] (0:16.89)	0:32.61 [6] (0:16.90)	0:15.71 [6] (0:15.71)
Average Speed [km/h]	51.2	45.7	48.0	48.9	44.8	44.5	45.1	42.9	42.9	45.8
Top Speed [km/h]	52.4	49.5	49.9	49.7	48.1	46.7	45.9	45.9	46.1	46.6
Avg. Dist. to Rail [m]	2.2	1.4	1.1	2.2	0.9	0.9	1.3	1.0	1.2	2.6



[ ] Ranking at each section and finish  
 -:-:- No data available at this section  
 NA No data available